



GENERAL
PRICE LIST
05/2026

FINISHES



/1
Chrome



/2
Gold



/3
Brushed nickel



/4
Bronze



/5
White



/6
Matt black



/7
Matt chrome




/8
Brushed steel




/9
Machining steel (CNC)




/10
Raw aluminium



/15
Polished steel




/24
Brushed steel effect



/45
Matt aluminium effect




/56
Grey



/65
Matt black



/66
Champagne aluminium



/67
Dark brushed bronze aluminium



/73
Polished black nickel



/83
PVD brushed steel



/88
Brushed steel effect aluminium




/89
Galvanised iron



/90
Machining aluminium



/91
Polished aluminium



/92
Matt nickel



/93
Brass coated




/94
Brushed chrome



/95
Nickel-coated



/97
Matt aluminium



/99
Brushed gold



/R2
RAL9005 matt black



/R6
RAL9016 matt traffic white



/R13
RAL7016 matt anthracite grey



/R25
RAL Rubigo



/RAL
RAL9010 polished white

GENERAL
PRICE LIST



Our offices are open Monday-Friday,
from 08h30 to 13h00 and from 14h00 to 17h30 (GMT +1)
Tel.: +39 0574 848111

E-mail Benelux: commercial-benelux.logli@saint-gobain.com

General e-mail: export.logli@saint-gobain.com

Website: www.sg-logli.it



ORDERS

Orders will be accepted only if sent by e-mail to the above e-mail addresses.

An **order confirmation** to confirm you the receiving of your request, together with the shipment details, will be sent - but it has to be compulsorily checked by your side.



SHIPPING

Available products are dispatched within 48 hours from payment receipt. In case of completely or partially out of stock goods, any delay will be notified in the shortest time: subject to prior agreement with you, these will be shipped out separately, charging transport costs, where foreseen.

Please note that the shipment of packages **longer than 3 m and/or on pallets** cannot be made by express courier and therefore will require **longer delivery times.**

Please take this into account when ordering, communicating any needs to our sales office



PACKAGING

The items identified by the ► symbol are shipped with the following packaging:

- Up to 3.00 m, up to 5 units, **single** packaging, loose packages
- Up to 3.00 m, from 6 to 19 units, **single** packaging, on pallets
- Up to 3.00 m, over 19 units, **industrial** packaging, on pallets
- Over 3.00 m, up to 3 units, **single** packaging, loose packages
- Over 3.00 m, from 4 to 19 units, **single** packaging, on pallets
- Over 3.00 m, over 19 units, **industrial** packaging, on pallets

Single packaging: The items identified by the ► symbol will be packaged in loose packages suitable for transport.

Industrial packaging: the items identified by the ► symbol will be grouped on pallets subsequently packed for transport. The items inside the pallet may not have individual packaging.

For logistical needs of the company, the type of packaging may vary without notice.

Upon delivery, before signing the delivery note to the courier, it is highly recommended to count the packages (the courier is required to know their total number), to check their integrity and, if possible, to open them. **In case of anomalies** (damaged / torn / open or missing packages, damaged products, etc.) , **please report this strictly and clearly on the delivery note as a handwritten and signed SPECIFIC reservation, together with the delivery date.**

If you cannot check the material or report your reservation: refuse the material and notify us immediately.

In case of damaged material which has been accepted without reservation, no refund may be claimed from the courier: consequently, you will not be refunded. In any case, you are required to check the conformity of the material received. **Any complaint must reach us within 8 working days from delivery. After this period, no complaint will be accepted.**



RETURNS

It is possible to return the material within 30 days from the date of delivery by sending us a written request by e-mail (**NB:** custom-made items and/ or items purchased at your specific request are excluded), **which must be authorised by the company** using the appropriate form before the material can be shipped, otherwise the goods will be refused.

15% of the merchandise value will be charged, with a minimum amount of €15.00 + transport costs.

For returns communicated after 30 days and within 180 days from the date of invoice, 50% of the value of the goods will be charged, with a minimum amount of control costs of 15.00 € + transport costs.

Returns of material purchased after 180 days from the date of invoice are not accepted.

The products must be **complete, undamaged and in their original packaging** (please also make sure to pack them properly to avoid damage during transport) and with the related transport document (without which no refund can be made).

ATTENTION:

- any product returned incomplete or damaged will not be refunded
- the refund will be made only upon receipt of the product and after verifying its integrity
- UNDER NO CIRCUMSTANCES will the value of the returned material be deducted from an invoice before duly calculating the amount of the refund

€ PRICES

Prices are valid for goods delivered Ex-Works and do not include costs deriving from transport, insurance or other services and ancillary charges.



PRIVACY GDPR European Privacy Regulation (679/2016)

Customer personal data are held and processed electronically in compliance with legal obligations, and for sending promotional material.

Customers have the right to obtain confirmation of the existence of personal data concerning them, their updating, verification and erasure.



DISCLAIMER

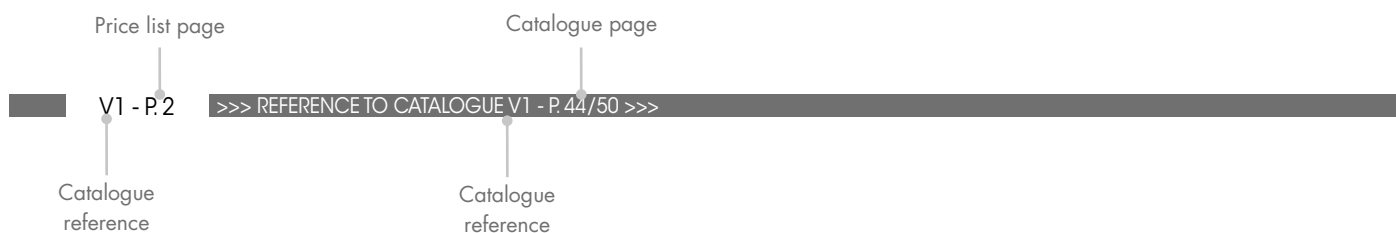
The prices stated in this price list are considered valid from 01/05/2026.

This price list cancels and replaces all previous versions, as well as the price lists of other brochures linked thereto. All images, texts, graphics are the sole property of Saint-Gobain Logli S.r.l.; total or partial reproduction thereof is forbidden without express authorization. All violations will be prosecuted in accordance with the law.



HOW TO READ THE PRICE LIST

To make its consultation easier, we have separated the price list in the same 6 volumes as the general catalogue. The corresponding titles are on the outer edges of the pages. At the bottom of the page, you will find the reference to the specific page of the corresponding volume of the catalogue, together with the abbreviation of the volume of the price list itself and the current page.



Catalogue reference

SHOWERS

Art.	Description	Finish	Qty	EURO
DQ30COV/1	Wall/glass adjustable side hinge with hidden screws, for 6/8 mm glass, B50 H80	Chrome	1 Pc	107,28
DQ30COV/2	Wall/glass adjustable side hinge with hidden screws, for 6/8 mm glass, B50 H80	Gold	1 Pc	144,70
DQ30COV/4	Wall/glass adjustable side hinge with hidden screws, for 6/8 mm glass, B50 H80	Bronze	1 Pc	144,70
DQ30COV/24	Wall/glass adjustable side hinge with hidden screws, for 6/8 mm glass, B50 H80	Satin finish steel effect	1 Pc	107,28
DQ30COV/R2	Wall/glass adjustable side hinge with hidden screws, for 6/8 mm glass, B50 H80	RAL9005 Matt black	1 Pc	144,70



Product picture

Product code

Identification code
Colour of prevailing metal
(last part of the code, see table on cover)

Product description and size

Colour of prevailing metal

Quantity per pack

Unit price

Article 1 – Subject Matter

- 1.1. These General Terms and Conditions of Sale (“GTCS”) apply to all contracts entered into between Saint-Gobain Logli srl, with registered office in Milan, Via Bensi no. 8, Tax Code/VAT no. 02221630979 (hereinafter referred to as “SG” or the “Supplier”), and its customers (hereinafter referred to as the “Customer”) concerning the sale of products manufactured and/or marketed by SG (hereinafter referred to as the “Products”), unless otherwise agreed in writing between SG and the Customer (hereinafter collectively referred to as the “Parties”).
- 1.2. The GTCS shall prevail over any general terms and conditions of purchase of the Customer.
- 1.3. The GTCS may not be modified and/or waived, even partially, by any different provision unilaterally established by the Customer in its purchase order (“Order”).

Article 2 – Orders and Conclusion of the Contract

- 2.1. Catalogs, technical, advertising and/or promotional information sent to the Customer by SG and/or its agents shall not, under any circumstances, constitute a contractual offer by SG.
- 2.2. The Customer’s Order, which must include all necessary information to allow SG to process it, shall be sent to SG’s sales office via email, postal service, courier, or according to any other method indicated by SG.
- 2.3. The sales contract shall be deemed concluded—and therefore effective and binding between the Parties in accordance with these GTCS—when SG, upon receipt of the Order, confirms it to the Customer by sending the appropriate document constituting the Order Confirmation (“OC”). SG reserves the right not to send any OC: in such cases, the contract shall be deemed concluded upon shipment of the Products in the case of Delivery at Place (DAP Incoterms 2020 – “DAP”), or upon notice to the Customer that the goods are ready for pickup in the case of Ex Works delivery (EXW Incoterms 2020 – “EXW”), unless otherwise agreed between the Parties.
- 2.4. Any request to modify the Order, even partially, must be received by SG before SG sends the OC to the Customer or, in the absence of an OC, before SG performs the service.

Article 3 – Prices

- 3.1. Unless otherwise agreed in writing between the Parties, the unit supply prices for the Products shall be understood as follows:
 - a) For Products delivered DAP: prices include transportation costs to the location agreed upon by the Parties, provided the site is accessible by vehicle, excluding unloading; insurance costs and any other services or ancillary charges are not included.
 - b) For Products delivered EXW: prices do not include transportation, loading (subject to the provisions below regarding possible loading by SG), insurance, or any other services or ancillary charges.
- 3.2. Prices are understood to be net of statutory VAT, as well as any taxes, duties, levies, and fiscal charges of any kind that may apply to the individual contract.
- 3.3. Unless otherwise agreed in writing, unit prices refer to the price list in force at the time the Customer places the Order.

Article 4 – Technical Specifications of the Products

- 4.1. The technical specifications of the Products shall conform to those indicated in SG’s catalogs in force at the time the sales contract with the Customer is deemed concluded, as per paragraph 2.3 above, and in the relevant technical data sheets made available to the Customer or published on SG’s websites.
- 4.2. SG reserves the right, at any time and without prior notice, to make any changes to its Products that it deems appropriate and/or necessary due to production requirements, regulatory updates, etc., and/or to discontinue their manufacture and/or marketing without any obligation to notify the Customer.
- 4.3. It is understood, in any case, that any changes SG deems necessary to make to the Products shall not entail any obligation to modify and/or replace Products already shipped to the Customer and/or in the process of being shipped, without prejudice to SG’s right to proceed autonomously and subsequently inform the Customer.

Article 5 – Terms and Methods of Delivery

- 5.1. Unless otherwise agreed in writing between the Parties:
 - a) Delivery terms shall be considered merely indicative and non-essential, and any failure to comply shall not entail any liability on the part of SG;
 - b) Delivery of the Products may be understood as DAP or EXW, in accordance with what is requested by the Customer in each Order;
 - c) For the purpose of verifying compliance with delivery terms, delivery of the Products shall be deemed completed: (i) in the case of DAP delivery and in any case, in the event of delivery

to the Customer: when the Products have been made available by being placed on the vehicle at the address indicated by the Customer; (ii) in the case of EXW delivery: when the Products have been made available for pickup at SG’s factory or warehouse.

SG reserves the right, if requested by the Customer and at its sole discretion—depending also on the type of vehicle used by the Customer—to carry out, at its own expense and responsibility, the loading of the Products onto the vehicle. In such case, the Customer expressly releases SG from any liability for any damage that may occur to the Products during loading.

5.2 Failure to comply with delivery terms shall not entitle the Customer to terminate or withdraw from the contract, nor shall it justify postponement or suspension of payment terms, nor any form of offsetting with claims the Customer may have against SG, nor the application of penalties. In the case of partial deliveries, any delay in one delivery shall not affect the validity of the contract with respect to the remaining deliveries.

5.3 In the event SG has expressly accepted binding delivery terms in writing, it shall nonetheless be released from any liability for delays in the following cases:

- a) in the case of DAP delivery, if the Customer fails to provide the necessary delivery instructions in the manner and within the timeframe required by SG;
- b) in cases of force majeure or other serious and unforeseeable events comparable to force majeure, including but not limited to: strikes, boycotts, lockouts, epidemics, wars, revolutions, riots, fires, floods, earthquakes and other natural disasters, transport interruptions or delays, embargoes, power outages, delays in the supply of raw materials and/or any other cause resulting in partial or total production stoppage by SG or its suppliers;
- c) in the event of Customer requests involving changes to the Order, variations in the types and/or quantities of Products, extensions and/or postponements of the originally agreed delivery terms.

5.4 If the Customer refuses to accept delivery of the Products or if delivery fails due to absence, the Customer shall be liable for storage costs equal to 1% (one percent) of the value of the stored Products for each day of delay, starting from the fifth calendar day following the originally agreed delivery date.

5.5 Any special packaging requirements for the Products must be requested in advance and agreed in writing between the Parties. The related costs shall be invoiced separately to the Customer.

5.6 If packaging is returnable, the cost of transport from the Customer to SG shall be borne by the Customer, unless otherwise agreed in writing between the Parties.

Article 6 – Warranty on Products and Limitations of SG’s Liability

6.1 Where applicable, SG guarantees that the Products comply with the technical specifications within the limits of the tolerances and related limitations of use as described on each package. It is understood that it is the Customer’s responsibility to verify that the Products supplied by SG are suitable for use according to its own needs and intended application, whether by the Customer itself or by individuals or legal entities to whom the Products may be subsequently transferred, including for specific uses in countries other than Italy, taking into account other components used or to be used. The Customer is therefore responsible for informing such transferees of this.

6.2 SG Products are designed and manufactured with the utmost care, using the best technologies and in compliance with the technical regulations in force in the European Union. Nevertheless, the Products may be subject to risks arising from unforeseen causes, primarily natural variations in raw materials. Any claim relating to the Products must be submitted in writing by the Customer to SG, in accordance with the limitation period set forth in Article 1495 of the Italian Civil Code, immediately and, at the latest, under penalty of forfeiture, within eight (8) calendar days from the delivery date as indicated on the transport document in the case of apparent defects, or from the date of discovery in the case of hidden defects. “Apparent defect” shall mean any defect visibly identifiable at the time of receipt of the Products, including packaging condition or discrepancies in quantity and/or quality of the delivered Products.

6.3 In the event of a claim, to facilitate inspection of the delivered Products, they must be freely accessible to SG or its appointed representative.

6.4 If, following the aforementioned inspection, SG is found to be liable for defects in the Products or for their non-conformity with the technical specifications or standards indicated in the technical data sheets, SG’s liability shall be strictly limited to restoring the conformity of the Products or replacing them, excluding any costs related to dismantling and subsequent installation.

6.5 Any compensation for further damages, whether direct or indirect (such as costs resulting from interruption of the Customer’s production cycle, penalties, etc.), is expressly excluded. The Parties expressly agree to limit SG’s liability to what is stated in the preceding paragraph.

6.6 SG shall also be exempt from any warranty and, consequently, any liability in the following cases: a) willful misconduct, negligence and/or lack of skill in use, or inappropriate, incorrect, or otherwise non-compliant use with the instruction manuals by the Customer and/or the final recipient of the Products, as well as damage caused by improper storage or use on materials and/or for applications other than those recommended; b) failure to perform or incorrect execution of periodic maintenance operations relating to the type of materials comprising the Products, according to common practice and/or as indicated in the relevant technical data sheets and/or instruction manuals; c) interventions, modifications, or alterations of any kind made to the Products by the Customer and/or third parties.

The Customer is required to comply with and pass on to its transferees the instructions contained in SG's technical data sheets and catalogs and/or provided by SG. In case of doubts or requests for clarification, the Customer may contact SG directly at: tech.logli@saint-gobain.com

6.7 SG likewise excludes any warranty and, consequently, any liability regarding the color tone of the Products after they have been applied and/or installed.

Article 7 – Product Testing and Inspections at the Production Facility

Any specific certifications relating to the Products subject to sale, to be carried out at SG's production facility, may only be requested prior to the Order, subject to verification of feasibility and express written agreement between the Parties. Any requests for tests of any kind made after the Order shall not be accepted by SG.

Article 8 – Terms and Methods of Payment

8.1 Unless otherwise agreed in writing between the Parties, the Customer shall pay the invoices relating to the supply of Products within the terms and according to the methods specified in the invoice.

8.2 In the event of delay, even partial, in the payments due, the Customer shall be required to pay SG statutory default interest in accordance with Italian Legislative Decree no. 231/2002 and subsequent amendments and additions.

8.3 In the event of delay, even partial, in the payments due, SG also reserves the right to invoke Article 1460 of the Italian Civil Code and to suspend the supply of Products under the Order and to refrain from fulfilling its obligations under other contracts entered into with the defaulting Customer, with all legal consequences, without prejudice to any further action to protect its interests.

8.4 In the event of disputes regarding claims and/or objections of any kind, the Customer shall not be entitled to suspend or delay payment for the Products subject to the claim or objection, nor to delay payment of any other amounts owed to SG, nor to apply any form of offset.

8.5 If SG has reason to believe that the Customer, due to changes in its legal or financial situation, may be unable or unwilling to fulfill its payment obligations by the agreed date, SG reserves the right at any time—even in the case of partial supply execution—to suspend deliveries, making their continuation and/or completion conditional upon the provision of an appropriate payment guarantee by the Customer (e.g., bank guarantee, etc.).

Article 9 – Customer's Obligation Regarding Export Controls and Economic Sanctions

9.1 The Customer undertakes to comply with the applicable legislation on export controls, economic sanctions, and embargoes relevant to the Products, which it declares to be aware of. Such legislation may include decisions, measures, and legal instruments adopted by the European Union.

9.2 With reference to the Products, the Customer undertakes not to engage in commercial transactions with parties that are prohibited or otherwise subject to restrictions under the applicable legislation.

9.3 Accordingly, the Customer is required to provide, upon SG's request, appropriate documentation demonstrating full compliance with the aforementioned legislation, and hereby agrees to cooperate with SG and/or any appointed consultants to verify such compliance. In the event of non-compliance, SG shall have the right to formally request the Customer to remedy the breach within fifteen (15) calendar days, after which SG may terminate the contract in its entirety pursuant to Article 1456 of the Italian Civil Code, without prejudice to any other legal remedies.

9.4 The Customer shall, in any case, be liable for all damages suffered by SG resulting from any violation of the applicable legislation on export controls, economic sanctions, and embargoes, as well as any breach of this Article.

9.5 The Customer undertakes not to resell, supply, transfer, or export, directly or indirectly, the Products or any part thereof to any individual, legal entity, organization, or body in violation of European legislation or any other applicable laws. The Customer is required to maintain an

adequate monitoring mechanism to ensure compliance with this provision.

Article 10 – Code of Ethics and Compliance Model Pursuant to Legislative Decree No. 231/2001 and Legal Compliance

10.1 The Customer acknowledges that SG has adopted and implements an Organization, Management, and Control Model pursuant to Legislative Decree No. 231/2001 ("Model"), which the Customer declares to have read and understood on SG's website at the following address: <https://www.saint-gobain.it/modelli-231>.

10.2 The Customer adheres to the principles of the aforementioned Model and its annexes and undertakes to comply with its contents and principles, and generally to refrain from any conduct that may constitute any of the offenses listed in Legislative Decree No. 231/2001 and its subsequent amendments, as outlined in the Model. The Customer also undertakes to require similar compliance from its employees and collaborators. Any breach of the above obligations by the Customer shall constitute a material breach of contract pursuant to Article 1455 of the Italian Civil Code, entitling SG to terminate the unexecuted Order or the remaining part thereof, if only partially executed, pursuant to Article 1456 of the Italian Civil Code, without prejudice to any other legal remedies.

10.3 In any case, the Customer undertakes to indemnify and hold SG harmless from any penalties or damages that may arise as a result of the Customer's breach of the aforementioned obligations.

10.4 The Customer is also informed that SG requires its Customers to fully comply with the Anti-Corruption Policy (available at the following address: <https://www.saint-gobain.it/sites/mac3.saint-gobain.it/files/2021-10/2021-Policy-anticorruzione.pdf>), adopted by the Saint-Gobain Group as part of its commitment to fighting corruption and promoting legal compliance.

10.5 The Customer is informed that the Saint-Gobain Group allows reporting of any conduct that does not comply with applicable legislation and/or the Model in relation to the contractual relationship with the Company via the following link: <https://saint-gobain.tip-off.it/>.

Article 11 – Confidentiality Obligations

11.1 The Customer undertakes to treat all information, data, know-how, intellectual property, and other industrial secrets related to the execution of supply orders with strict confidentiality, and not to transfer, use, reproduce, disclose, or otherwise make available or accessible to third parties any information, data, documents, drawings, drafts, models, samples, layouts, processes, know-how, technical data sheets, or other materials without the prior and express written authorization of SG.

Article 12 – Jurisdiction

Any dispute arising from the application, execution, and/or interpretation of any contract concerning the supply of Products and/or these General Terms and Conditions shall fall under the exclusive jurisdiction of the Court of Milan.

Article 13 – Governing Law

All contracts entered into between SG and the Customer concerning the supply of Products in accordance with these General Terms and Conditions shall be governed by Italian law, with the express exclusion of the provisions of the Vienna Convention.

Article 14 – Personal Data Processing Notice

The Customer may consult the privacy notice regarding the processing of personal data on the company's websites at the following links: www.sg-logli.it

Article 15 – Final Clause

15.1 The invalidity of any clause of these General Terms and Conditions shall not affect the validity and enforceability of the remaining clauses, which shall remain fully effective.

15.2 Any failure by SG to enforce or tolerate conduct by the Customer that violates any clause of these General Terms and Conditions shall not, under any circumstances, constitute a waiver of SG's right to enforce such clause or any other clause contained herein.



PRICE LIST
BALUSTRADES

1

2

3

4

5

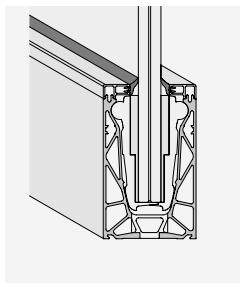
6

DEFENDER profiles

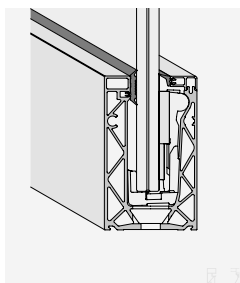
Point fixings

Columns

Handrail

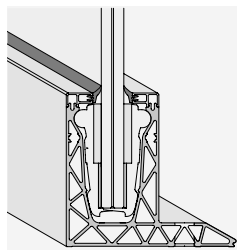


Art.	Description	Finish	Qty	EURO
DEFENDER 810LM FLOOR MOUNTING KIT				
▶ DF810LM17KIT.60/6	DEFENDER 810LM kit, for 16.7/21.5 mm glass, B72 H120 L6000	Matt black	1 Pc	1.983,60
▶ DF810LM17KIT.60/10	DEFENDER 810LM kit, for 16.7/21.5 mm glass, B72 H120 L6000	Raw finish	1 Pc	1.637,10
▶ DF810LM17KIT.60/97	DEFENDER 810LM kit, for 16.7/21.5 mm glass, B72 H120 L6000	Matt aluminium	1 Pc	1.817,04
▶ DF810LM17KIT.60/R25	DEFENDER 810LM kit, for 16.7/21.5 mm glass, B72 H120 L6000	RAL Rubigo	1 Pc	1.983,60
▶ DF810LM17KIT.60/RAL	DEFENDER 810LM kit, for 16.7/21.5 mm glass, B72 H120 L6000	RAL9010 polished white	1 Pc	1.983,60
▶ DF810LM17KIT.30/6	DEFENDER 810LM kit, for 16.7/21.5 mm glass, B72 H120 L3000	Matt black	1 Pc	992,62
▶ DF810LM17KIT.30/10	DEFENDER 810LM kit, for 16.7/21.5 mm glass, B72 H120 L3000	Raw finish	1 Pc	819,36
▶ DF810LM17KIT.30/97	DEFENDER 810LM kit, for 16.7/21.5 mm glass, B72 H120 L3000	Matt aluminium	1 Pc	908,54
▶ DF810LM17KIT.30/R25	DEFENDER 810LM kit, for 16.7/21.5 mm glass, B72 H120 L3000	RAL Rubigo	1 Pc	992,62
▶ DF810LM17KIT.30/RAL	DEFENDER 810LM kit, for 16.7/21.5 mm glass, B72 H120 L3000	RAL9010 polished white	1 Pc	992,62
▶ DF810LM17KIT.15/6	DEFENDER 810LM kit, for 16.7/21.5 mm glass, B72 H120 L1498	Matt black	1 Pc	497,12
▶ DF810LM17KIT.15/10	DEFENDER 810LM kit, for 16.7/21.5 mm glass, B72 H120 L1498	Raw finish	1 Pc	410,50
▶ DF810LM17KIT.15/97	DEFENDER 810LM kit, for 16.7/21.5 mm glass, B72 H120 L1498	Matt aluminium	1 Pc	454,26
▶ DF810LM17KIT.15/R25	DEFENDER 810LM kit, for 16.7/21.5 mm glass, B72 H120 L1498	RAL Rubigo	1 Pc	497,12
▶ DF810LM17KIT.15/RAL	DEFENDER 810LM kit, for 16.7/21.5 mm glass, B72 H120 L1498	RAL9010 polished white	1 Pc	497,12
▶ DF810LM21KIT.60/6	DEFENDER 810LM kit, for 20.7/21.5 mm glass, B72 H120 L6000	Matt black	1 Pc	1.983,60
▶ DF810LM21KIT.60/10	DEFENDER 810LM kit, for 20.7/21.5 mm glass, B72 H120 L6000	Raw finish	1 Pc	1.637,10
▶ DF810LM21KIT.60/97	DEFENDER 810LM kit, for 20.7/21.5 mm glass, B72 H120 L6000	Matt aluminium	1 Pc	1.817,04
▶ DF810LM21KIT.60/R25	DEFENDER 810LM kit, for 20.7/21.5 mm glass, B72 H120 L6000	RAL Rubigo	1 Pc	1.983,60
▶ DF810LM21KIT.60/RAL	DEFENDER 810LM kit, for 20.7/21.5 mm glass, B72 H120 L6000	RAL9010 polished white	1 Pc	1.983,60
▶ DF810LM21KIT.30/6	DEFENDER 810LM kit, for 20.7/21.5 mm glass, B72 H120 L3000	Matt black	1 Pc	992,62
▶ DF810LM21KIT.30/10	DEFENDER 810LM kit, for 20.7/21.5 mm glass, B72 H120 L3000	Raw finish	1 Pc	819,36
▶ DF810LM21KIT.30/97	DEFENDER 810LM kit, for 20.7/21.5 mm glass, B72 H120 L3000	Matt aluminium	1 Pc	908,54
▶ DF810LM21KIT.30/R25	DEFENDER 810LM kit, for 20.7/21.5 mm glass, B72 H120 L3000	RAL Rubigo	1 Pc	992,62
▶ DF810LM21KIT.30/RAL	DEFENDER 810LM kit, for 20.7/21.5 mm glass, B72 H120 L3000	RAL9010 polished white	1 Pc	992,62
▶ DF810LM21KIT.15/6	DEFENDER 810LM kit, for 20.7/21.5 mm glass, B72 H120 L1498	Matt black	1 Pc	497,12
▶ DF810LM21KIT.15/10	DEFENDER 810LM kit, for 20.7/21.5 mm glass, B72 H120 L1498	Raw finish	1 Pc	410,50
▶ DF810LM21KIT.15/97	DEFENDER 810LM kit, for 20.7/21.5 mm glass, B72 H120 L1498	Matt aluminium	1 Pc	454,26
▶ DF810LM21KIT.15/R25	DEFENDER 810LM kit, for 20.7/21.5 mm glass, B72 H120 L1498	RAL Rubigo	1 Pc	497,12
▶ DF810LM21KIT.15/RAL	DEFENDER 810LM kit, for 20.7/21.5 mm glass, B72 H120 L1498	RAL9010 polished white	1 Pc	497,12

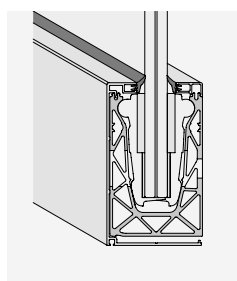


DEFENDER 810MR ADJUSTABLE SINGLE-SIDED FLOOR MOUNTING KIT				
▶ DF810MR17KIT.60/6	DEFENDER 810MR kit, for 16.7/21.5 mm glass, B72 H120 L6000	Matt black	1 Pc	1.983,60
▶ DF810MR17KIT.60/10	DEFENDER 810MR kit, for 16.7/21.5 mm glass, B72 H120 L6000	Raw finish	1 Pc	1.637,10
▶ DF810MR17KIT.60/97	DEFENDER 810MR kit, for 16.7/21.5 mm glass, B72 H120 L6000	Matt aluminium	1 Pc	1.817,04
▶ DF810MR17KIT.60/R25	DEFENDER 810MR kit, for 16.7/21.5 mm glass, B72 H120 L6000	RAL Rubigo	1 Pc	1.983,60
▶ DF810MR17KIT.60/RAL	DEFENDER 810MR kit, for 16.7/21.5 mm glass, B72 H120 L6000	RAL9010 polished white	1 Pc	1.983,60
▶ DF810MR17KIT.30/6	DEFENDER 810MR kit, for 16.7/21.5 mm glass, B72 H120 L3000	Matt black	1 Pc	992,62
▶ DF810MR17KIT.30/10	DEFENDER 810MR kit, for 16.7/21.5 mm glass, B72 H120 L3000	Raw finish	1 Pc	819,36
▶ DF810MR17KIT.30/97	DEFENDER 810MR kit, for 16.7/21.5 mm glass, B72 H120 L3000	Matt aluminium	1 Pc	908,54
▶ DF810MR17KIT.30/R25	DEFENDER 810MR kit, for 16.7/21.5 mm glass, B72 H120 L3000	RAL Rubigo	1 Pc	992,62
▶ DF810MR17KIT.30/RAL	DEFENDER 810MR kit, for 16.7/21.5 mm glass, B72 H120 L3000	RAL9010 polished white	1 Pc	992,62
▶ DF810MR17KIT.15/6	DEFENDER 810MR kit, for 16.7/21.5 mm glass, B72 H120 L1498	Matt black	1 Pc	497,12
▶ DF810MR17KIT.15/10	DEFENDER 810MR kit, for 16.7/21.5 mm glass, B72 H120 L1498	Raw finish	1 Pc	410,50
▶ DF810MR17KIT.15/97	DEFENDER 810MR kit, for 16.7/21.5 mm glass, B72 H120 L1498	Matt aluminium	1 Pc	454,26
▶ DF810MR17KIT.15/R25	DEFENDER 810MR kit, for 16.7/21.5 mm glass, B72 H120 L1498	RAL Rubigo	1 Pc	497,12

Art.	Description	Finish	Qty	EURO
▶ DF810MR17KIT.15/RAL	DEFENDER 810MR kit, for 16.7/21.5 mm glass, B72 H120 L1498	RAL9010 polished white	1 Pc	497,12
▶ DF810MR21KIT.60/6	DEFENDER 810MR kit, for 20.7/21.5 mm glass, B72 H120 L6000	Matt black	1 Pc	1.983,60
▶ DF810MR21KIT.60/10	DEFENDER 810MR kit, for 20.7/21.5 mm glass, B72 H120 L6000	Raw finish	1 Pc	1.637,10
▶ DF810MR21KIT.60/97	DEFENDER 810MR kit, for 20.7/21.5 mm glass, B72 H120 L6000	Matt aluminium	1 Pc	1.817,04
▶ DF810MR21KIT.60/R25	DEFENDER 810MR kit, for 20.7/21.5 mm glass, B72 H120 L6000	RAL Rubigo	1 Pc	1.983,60
▶ DF810MR21KIT.60/RAL	DEFENDER 810MR kit, for 20.7/21.5 mm glass, B72 H120 L6000	RAL9010 polished white	1 Pc	1.983,60
▶ DF810MR21KIT.30/6	DEFENDER 810MR kit, for 20.7/21.5 mm glass, B72 H120 L3000	Matt black	1 Pc	992,62
▶ DF810MR21KIT.30/10	DEFENDER 810MR kit, for 20.7/21.5 mm glass, B72 H120 L3000	Raw finish	1 Pc	819,36
▶ DF810MR21KIT.30/97	DEFENDER 810MR kit, for 20.7/21.5 mm glass, B72 H120 L3000	Matt aluminium	1 Pc	908,54
▶ DF810MR21KIT.30/R25	DEFENDER 810MR kit, for 20.7/21.5 mm glass, B72 H120 L3000	RAL Rubigo	1 Pc	992,62
▶ DF810MR21KIT.30/RAL	DEFENDER 810MR kit, for 20.7/21.5 mm glass, B72 H120 L3000	RAL9010 polished white	1 Pc	992,62
▶ DF810MR21KIT.15/6	DEFENDER 810MR kit, for 20.7/21.5 mm glass, B72 H120 L1498	Matt black	1 Pc	497,12
▶ DF810MR21KIT.15/10	DEFENDER 810MR kit, for 20.7/21.5 mm glass, B72 H120 L1498	Raw finish	1 Pc	410,50
▶ DF810MR21KIT.15/97	DEFENDER 810MR kit, for 20.7/21.5 mm glass, B72 H120 L1498	Matt aluminium	1 Pc	454,26
▶ DF810MR21KIT.15/R25	DEFENDER 810MR kit, for 20.7/21.5 mm glass, B72 H120 L1498	RAL Rubigo	1 Pc	497,12
▶ DF810MR21KIT.15/RAL	DEFENDER 810MR kit, for 20.7/21.5 mm glass, B72 H120 L1498	RAL9010 polished white	1 Pc	497,12

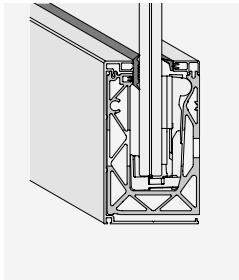
DEFENDER 810DK FLOOR MOUNTING KIT WITH SIDE FIN

▶ DF810DK17KIT.60/97	DEFENDER 810DK kit, for 16.7/21.5 mm glass, B132 H120 L6000	Matt aluminium	1 Pc	2.014,56
▶ DF810DK17KIT.30/97	DEFENDER 810DK kit, for 16.7/21.5 mm glass, B132 H120 L3000	Matt aluminium	1 Pc	1.007,28
▶ DF810DK17KIT.15/97	DEFENDER 810DK kit, for 16.7/21.5 mm glass, B132 H120 L1498	Matt aluminium	1 Pc	503,64
▶ DF810DK21KIT.60/97	DEFENDER 810DK kit, for 20.7/21.5 mm glass, B132 H120 L6000	Matt aluminium	1 Pc	2.014,56
▶ DF810DK21KIT.30/97	DEFENDER 810DK kit, for 20.7/21.5 mm glass, B132 H120 L3000	Matt aluminium	1 Pc	1.007,28
▶ DF810DK21KIT.15/97	DEFENDER 810DK kit, for 20.7/21.5 mm glass, B132 H120 L1498	Matt aluminium	1 Pc	503,64

DEFENDER 810FR SLAB MOUNTING KIT

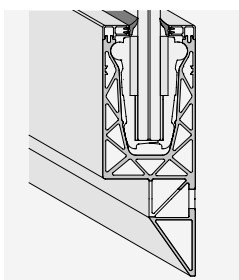
▶ DF810FR17KIT.60/6	DEFENDER 810FR kit, for 16.7/21.5 mm glass, B74 H127 L6000	Matt black	1 Pc	2.191,50
▶ DF810FR17KIT.60/10	DEFENDER 810FR kit, for 16.7/21.5 mm glass, B74 H127 L6000	Raw finish	1 Pc	1.845,00
▶ DF810FR17KIT.60/97	DEFENDER 810FR kit, for 16.7/21.5 mm glass, B74 H127 L6000	Matt aluminium	1 Pc	2.014,56
▶ DF810FR17KIT.60/R25	DEFENDER 810FR kit, for 16.7/21.5 mm glass, B74 H127 L6000	RAL Rubigo	1 Pc	2.191,50
▶ DF810FR17KIT.60/RAL	DEFENDER 810FR kit, for 16.7/21.5 mm glass, B74 H127 L6000	RAL9010 polished white	1 Pc	2.191,50
▶ DF810FR17KIT.30/6	DEFENDER 810FR kit, for 16.7/21.5 mm glass, B74 H127 L3000	Matt black	1 Pc	1.096,56
▶ DF810FR17KIT.30/10	DEFENDER 810FR kit, for 16.7/21.5 mm glass, B74 H127 L3000	Raw finish	1 Pc	923,32
▶ DF810FR17KIT.30/97	DEFENDER 810FR kit, for 16.7/21.5 mm glass, B74 H127 L3000	Matt aluminium	1 Pc	1.007,28
▶ DF810FR17KIT.30/R25	DEFENDER 810FR kit, for 16.7/21.5 mm glass, B74 H127 L3000	RAL Rubigo	1 Pc	1.096,56
▶ DF810FR17KIT.30/RAL	DEFENDER 810FR kit, for 16.7/21.5 mm glass, B74 H127 L3000	RAL9010 polished white	1 Pc	1.096,56
▶ DF810FR17KIT.15/6	DEFENDER 810FR kit, for 16.7/21.5 mm glass, B74 H127 L1498	Matt black	1 Pc	549,10
▶ DF810FR17KIT.15/10	DEFENDER 810FR kit, for 16.7/21.5 mm glass, B74 H127 L1498	Raw finish	1 Pc	462,46
▶ DF810FR17KIT.15/97	DEFENDER 810FR kit, for 16.7/21.5 mm glass, B74 H127 L1498	Matt aluminium	1 Pc	503,64
▶ DF810FR17KIT.15/R25	DEFENDER 810FR kit, for 16.7/21.5 mm glass, B74 H127 L1498	RAL Rubigo	1 Pc	549,10
▶ DF810FR17KIT.15/RAL	DEFENDER 810FR kit, for 16.7/21.5 mm glass, B74 H127 L1498	RAL9010 polished white	1 Pc	549,10
▶ DF810FR21KIT.60/6	DEFENDER 810FR kit, for 20.7/21.5 mm glass, B74 H127 L6000	Matt black	1 Pc	2.191,50
▶ DF810FR21KIT.60/10	DEFENDER 810FR kit, for 20.7/21.5 mm glass, B74 H127 L6000	Raw finish	1 Pc	1.845,00
▶ DF810FR21KIT.60/97	DEFENDER 810FR kit, for 20.7/21.5 mm glass, B74 H127 L6000	Matt aluminium	1 Pc	2.014,56
▶ DF810FR21KIT.60/R25	DEFENDER 810FR kit, for 20.7/21.5 mm glass, B74 H127 L6000	RAL Rubigo	1 Pc	2.191,50
▶ DF810FR21KIT.60/RAL	DEFENDER 810FR kit, for 20.7/21.5 mm glass, B74 H127 L6000	RAL9010 polished white	1 Pc	2.191,50
▶ DF810FR21KIT.30/6	DEFENDER 810FR kit, for 20.7/21.5 mm glass, B74 H127 L3000	Matt black	1 Pc	1.096,56
▶ DF810FR21KIT.30/10	DEFENDER 810FR kit, for 20.7/21.5 mm glass, B74 H127 L3000	Raw finish	1 Pc	923,32

Art.	Description	Finish	Qty	EURO
▶ DF810FR21KIT.30/97	DEFENDER 810FR kit, for 20.7/21.5 mm glass, B74 H127 L3000	Matt aluminium	1 Pc	1.007,28
▶ DF810FR21KIT.30/R25	DEFENDER 810FR kit, for 20.7/21.5 mm glass, B74 H127 L3000	RAL Rubigo	1 Pc	1.096,56
▶ DF810FR21KIT.30/RAL	DEFENDER 810FR kit, for 20.7/21.5 mm glass, B74 H127 L3000	RAL9010 polished white	1 Pc	1.096,56
▶ DF810FR21KIT.15/6	DEFENDER 810FR kit, for 20.7/21.5 mm glass, B74 H127 L1498	Matt black	1 Pc	549,10
▶ DF810FR21KIT.15/10	DEFENDER 810FR kit, for 20.7/21.5 mm glass, B74 H127 L1498	Raw finish	1 Pc	462,46
▶ DF810FR21KIT.15/97	DEFENDER 810FR kit, for 20.7/21.5 mm glass, B74 H127 L1498	Matt aluminium	1 Pc	503,64
▶ DF810FR21KIT.15/R25	DEFENDER 810FR kit, for 20.7/21.5 mm glass, B74 H127 L1498	RAL Rubigo	1 Pc	549,10
▶ DF810FR21KIT.15/RAL	DEFENDER 810FR kit, for 20.7/21.5 mm glass, B74 H127 L1498	RAL9010 polished white	1 Pc	549,10



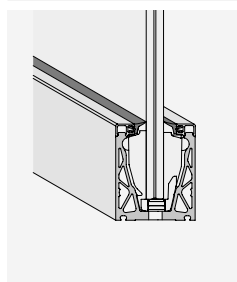
DEFENDER 810MF ADJUSTABLE SINGLE-SIDED SLAB MOUNTING KIT

▶ DF810MF17KIT.60/6	DEFENDER 810MF kit, for 16.7/21.5 mm glass, B74 H127 L6000	Matt black	1 Pc	2.191,50
▶ DF810MF17KIT.60/10	DEFENDER 810MF kit, for 16.7/21.5 mm glass, B74 H127 L6000	Raw finish	1 Pc	1.845,00
▶ DF810MF17KIT.60/97	DEFENDER 810MF kit, for 16.7/21.5 mm glass, B74 H127 L6000	Matt aluminium	1 Pc	2.014,56
▶ DF810MF17KIT.60/R25	DEFENDER 810MF kit, for 16.7/21.5 mm glass, B74 H127 L6000	RAL Rubigo	1 Pc	2.191,50
▶ DF810MF17KIT.60/RAL	DEFENDER 810MF kit, for 16.7/21.5 mm glass, B74 H127 L6000	RAL9010 polished white	1 Pc	2.191,50
▶ DF810MF17KIT.30/6	DEFENDER 810MF kit, for 16.7/21.5 mm glass, B74 H127 L3000	Matt black	1 Pc	1.096,56
▶ DF810MF17KIT.30/10	DEFENDER 810MF kit, for 16.7/21.5 mm glass, B74 H127 L3000	Raw finish	1 Pc	923,32
▶ DF810MF17KIT.30/97	DEFENDER 810MF kit, for 16.7/21.5 mm glass, B74 H127 L3000	Matt aluminium	1 Pc	1.007,28
▶ DF810MF17KIT.30/R25	DEFENDER 810MF kit, for 16.7/21.5 mm glass, B74 H127 L3000	RAL Rubigo	1 Pc	1.096,56
▶ DF810MF17KIT.30/RAL	DEFENDER 810MF kit, for 16.7/21.5 mm glass, B74 H127 L3000	RAL9010 polished white	1 Pc	1.096,56
▶ DF810MF17KIT.15/6	DEFENDER 810MF kit, for 16.7/21.5 mm glass, B74 H127 L1498	Matt black	1 Pc	549,10
▶ DF810MF17KIT.15/10	DEFENDER 810MF kit, for 16.7/21.5 mm glass, B74 H127 L1498	Raw finish	1 Pc	462,46
▶ DF810MF17KIT.15/97	DEFENDER 810MF kit, for 16.7/21.5 mm glass, B74 H127 L1498	Matt aluminium	1 Pc	503,64
▶ DF810MF17KIT.15/R25	DEFENDER 810MF kit, for 16.7/21.5 mm glass, B74 H127 L1498	RAL Rubigo	1 Pc	549,10
▶ DF810MF17KIT.15/RAL	DEFENDER 810MF kit, for 16.7/21.5 mm glass, B74 H127 L1498	RAL9010 polished white	1 Pc	549,10
▶ DF810MF21KIT.60/6	DEFENDER 810MF kit, for 20.7/21.5 mm glass, B74 H127 L6000	Matt black	1 Pc	2.191,50
▶ DF810MF21KIT.60/10	DEFENDER 810MF kit, for 20.7/21.5 mm glass, B74 H127 L6000	Raw finish	1 Pc	1.845,00
▶ DF810MF21KIT.60/97	DEFENDER 810MF kit, for 20.7/21.5 mm glass, B74 H127 L6000	Matt aluminium	1 Pc	2.014,56
▶ DF810MF21KIT.60/R25	DEFENDER 810MF kit, for 20.7/21.5 mm glass, B74 H127 L6000	RAL Rubigo	1 Pc	2.191,50
▶ DF810MF21KIT.60/RAL	DEFENDER 810MF kit, for 20.7/21.5 mm glass, B74 H127 L6000	RAL9010 polished white	1 Pc	2.191,50
▶ DF810MF21KIT.30/6	DEFENDER 810MF kit, for 20.7/21.5 mm glass, B74 H127 L3000	Matt black	1 Pc	1.096,56
▶ DF810MF21KIT.30/10	DEFENDER 810MF kit, for 20.7/21.5 mm glass, B74 H127 L3000	Raw finish	1 Pc	923,32
▶ DF810MF21KIT.30/97	DEFENDER 810MF kit, for 20.7/21.5 mm glass, B74 H127 L3000	Matt aluminium	1 Pc	1.007,28
▶ DF810MF21KIT.30/R25	DEFENDER 810MF kit, for 20.7/21.5 mm glass, B74 H127 L3000	RAL Rubigo	1 Pc	1.096,56
▶ DF810MF21KIT.30/RAL	DEFENDER 810MF kit, for 20.7/21.5 mm glass, B74 H127 L3000	RAL9010 polished white	1 Pc	1.096,56
▶ DF810MF21KIT.15/6	DEFENDER 810MF kit, for 20.7/21.5 mm glass, B74 H127 L1498	Matt black	1 Pc	549,10
▶ DF810MF21KIT.15/10	DEFENDER 810MF kit, for 20.7/21.5 mm glass, B74 H127 L1498	Raw finish	1 Pc	462,46
▶ DF810MF21KIT.15/97	DEFENDER 810MF kit, for 20.7/21.5 mm glass, B74 H127 L1498	Matt aluminium	1 Pc	503,64
▶ DF810MF21KIT.15/R25	DEFENDER 810MF kit, for 20.7/21.5 mm glass, B74 H127 L1498	RAL Rubigo	1 Pc	549,10
▶ DF810MF21KIT.15/RAL	DEFENDER 810MF kit, for 20.7/21.5 mm glass, B74 H127 L1498	RAL9010 polished white	1 Pc	549,10

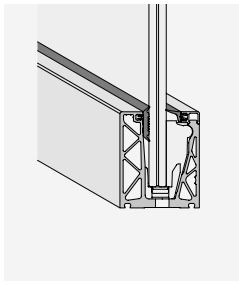


DEFENDER 810SP SLAB MOUNTING KIT WITH LOWER FIN

▶ DF810SP17KIT.60/97	DEFENDER 810SP kit, for 16.7/21.5 mm glass, B72 H195 L6000	Matt aluminium	1 Pc	2.014,56
▶ DF810SP17KIT.30/97	DEFENDER 810SP kit, for 16.7/21.5 mm glass, B72 H195 L3000	Matt aluminium	1 Pc	1.007,28
▶ DF810SP17KIT.15/97	DEFENDER 810SP kit, for 16.7/21.5 mm glass, B72 H195 L1498	Matt aluminium	1 Pc	503,64
▶ DF810SP21KIT.60/97	DEFENDER 810SP kit, for 20.7/21.5 mm glass, B72 H195 L6000	Matt aluminium	1 Pc	2.014,56
▶ DF810SP21KIT.30/97	DEFENDER 810SP kit, for 20.7/21.5 mm glass, B72 H195 L3000	Matt aluminium	1 Pc	1.007,28
▶ DF810SP21KIT.15/97	DEFENDER 810SP kit, for 20.7/21.5 mm glass, B72 H195 L1498	Matt aluminium	1 Pc	503,64









Art.	Description	Finish	Qty	EURO
DEFENDER XP FLOOR MOUNTING KIT				
▶ DF66XPKIT.60/6	DEFENDER XP kit for 12.7/13.5 mm glass, B62 H75 L6000	Matt black	1 Pc	1.777,24
▶ DF66XPKIT.60/10	DEFENDER XP kit for 12.7/13.5 mm glass, B62 H75 L6000	Raw finish	1 Pc	1.484,08
▶ DF66XPKIT.60/97	DEFENDER XP kit for 12.7/13.5 mm glass, B62 H75 L6000	Matt aluminium	1 Pc	1.723,54
▶ DF66XPKIT.60/R25	DEFENDER XP kit for 12.7/13.5 mm glass, B62 H75 L6000	RAL Rubigo	1 Pc	1.777,24
▶ DF66XPKIT.60/RAL	DEFENDER XP kit for 12.7/13.5 mm glass, B62 H75 L6000	RAL9010 polished white	1 Pc	1.759,58
▶ DF66XPKIT.30/6	DEFENDER XP kit for 12.7/13.5 mm glass, B62 H75 L3000	Matt black	1 Pc	931,02
▶ DF66XPKIT.30/10	DEFENDER XP kit for 12.7/13.5 mm glass, B62 H75 L3000	Raw finish	1 Pc	763,52
▶ DF66XPKIT.30/97	DEFENDER XP kit for 12.7/13.5 mm glass, B62 H75 L3000	Matt aluminium	1 Pc	903,68
▶ DF66XPKIT.30/R25	DEFENDER XP kit for 12.7/13.5 mm glass, B62 H75 L3000	RAL Rubigo	1 Pc	931,02
▶ DF66XPKIT.30/RAL	DEFENDER XP kit for 12.7/13.5 mm glass, B62 H75 L3000	RAL9010 polished white	1 Pc	922,70
▶ DF66XPKIT.15/6	DEFENDER XP kit for 12.7/13.5 mm glass, B62 H75 L1498	Matt black	1 Pc	465,52
▶ DF66XPKIT.15/10	DEFENDER XP kit for 12.7/13.5 mm glass, B62 H75 L1498	Raw finish	1 Pc	381,74
▶ DF66XPKIT.15/97	DEFENDER XP kit for 12.7/13.5 mm glass, B62 H75 L1498	Matt aluminium	1 Pc	451,84
▶ DF66XPKIT.15/R25	DEFENDER XP kit for 12.7/13.5 mm glass, B62 H75 L1498	RAL Rubigo	1 Pc	465,52
▶ DF66XPKIT.15/RAL	DEFENDER XP kit for 12.7/13.5 mm glass, B62 H75 L1498	RAL9010 polished white	1 Pc	461,36
▶ DF15XPKIT.60/6	DEFENDER XP kit for 15 mm glass, B62 H75 L6000	Matt black	1 Pc	1.777,24
▶ DF15XPKIT.60/10	DEFENDER XP kit for 15 mm glass, B62 H75 L6000	Raw finish	1 Pc	1.484,08
▶ DF15XPKIT.60/97	DEFENDER XP kit for 15 mm glass, B62 H75 L6000	Matt aluminium	1 Pc	1.723,54
▶ DF15XPKIT.60/R25	DEFENDER XP kit for 15 mm glass, B62 H75 L6000	RAL Rubigo	1 Pc	1.777,24
▶ DF15XPKIT.60/RAL	DEFENDER XP kit for 15 mm glass, B62 H75 L6000	RAL9010 polished white	1 Pc	1.759,58
▶ DF15XPKIT.30/6	DEFENDER XP kit for 15 mm glass, B62 H75 L3000	Matt black	1 Pc	931,02
▶ DF15XPKIT.30/10	DEFENDER XP kit for 15 mm glass, B62 H75 L3000	Raw finish	1 Pc	763,52
▶ DF15XPKIT.30/97	DEFENDER XP kit for 15 mm glass, B62 H75 L3000	Matt aluminium	1 Pc	903,68
▶ DF15XPKIT.30/R25	DEFENDER XP kit for 15 mm glass, B62 H75 L3000	RAL Rubigo	1 Pc	931,02
▶ DF15XPKIT.30/RAL	DEFENDER XP kit for 15 mm glass, B62 H75 L3000	RAL9010 polished white	1 Pc	922,70
▶ DF15XPKIT.15/6	DEFENDER XP kit for 15 mm glass, B62 H75 L1498	Matt black	1 Pc	465,52
▶ DF15XPKIT.15/10	DEFENDER XP kit for 15 mm glass, B62 H75 L1498	Raw finish	1 Pc	381,74
▶ DF15XPKIT.15/97	DEFENDER XP kit for 15 mm glass, B62 H75 L1498	Matt aluminium	1 Pc	451,84
▶ DF15XPKIT.15/R25	DEFENDER XP kit for 15 mm glass, B62 H75 L1498	RAL Rubigo	1 Pc	465,52
▶ DF15XPKIT.15/RAL	DEFENDER XP kit for 15 mm glass, B62 H75 L1498	RAL9010 polished white	1 Pc	461,36
▶ DF88XPKIT.60/6	DEFENDER XP kit for 16.7/17.5 mm glass, B62 H75 L6000	Matt black	1 Pc	1.692,62
▶ DF88XPKIT.60/10	DEFENDER XP kit for 16.7/17.5 mm glass, B62 H75 L6000	Raw finish	1 Pc	1.413,42
▶ DF88XPKIT.60/97	DEFENDER XP kit for 16.7/17.5 mm glass, B62 H75 L6000	Matt aluminium	1 Pc	1.641,44
▶ DF88XPKIT.60/R25	DEFENDER XP kit for 16.7/17.5 mm glass, B62 H75 L6000	RAL Rubigo	1 Pc	1.692,62
▶ DF88XPKIT.60/RAL	DEFENDER XP kit for 16.7/17.5 mm glass, B62 H75 L6000	RAL9010 polished white	1 Pc	1.675,78
▶ DF88XPKIT.30/6	DEFENDER XP kit for 16.7/17.5 mm glass, B62 H75 L3000	Matt black	1 Pc	886,68
▶ DF88XPKIT.30/10	DEFENDER XP kit for 16.7/17.5 mm glass, B62 H75 L3000	Raw finish	1 Pc	727,14
▶ DF88XPKIT.30/97	DEFENDER XP kit for 16.7/17.5 mm glass, B62 H75 L3000	Matt aluminium	1 Pc	860,64
▶ DF88XPKIT.30/R25	DEFENDER XP kit for 16.7/17.5 mm glass, B62 H75 L3000	RAL Rubigo	1 Pc	886,68
▶ DF88XPKIT.30/RAL	DEFENDER XP kit for 16.7/17.5 mm glass, B62 H75 L3000	RAL9010 polished white	1 Pc	878,76
▶ DF88XPKIT.15/6	DEFENDER XP kit for 16.7/17.5 mm glass, B62 H75 L1498	Matt black	1 Pc	443,36
▶ DF88XPKIT.15/10	DEFENDER XP kit for 16.7/17.5 mm glass, B62 H75 L1498	Raw finish	1 Pc	363,58
▶ DF88XPKIT.15/97	DEFENDER XP kit for 16.7/17.5 mm glass, B62 H75 L1498	Matt aluminium	1 Pc	430,32
▶ DF88XPKIT.15/R25	DEFENDER XP kit for 16.7/17.5 mm glass, B62 H75 L1498	RAL Rubigo	1 Pc	443,36
▶ DF88XPKIT.15/RAL	DEFENDER XP kit for 16.7/17.5 mm glass, B62 H75 L1498	RAL9010 polished white	1 Pc	439,38










Art.	Description	Finish	Qty	EURO
DEFENDER PICO FLOOR MOUNTING KIT, SINGLE-SIDED FASTENING				
▶ DF66PICOKIT.60/6	DEFENDER PICO kit for 12.7/13.5 mm glass, B62 H75 L6000	Matt black	1 Pc	1.564,64
▶ DF66PICOKIT.60/10	DEFENDER PICO kit for 12.7/13.5 mm glass, B62 H75 L6000	Raw finish	1 Pc	1.264,02
▶ DF66PICOKIT.60/97	DEFENDER PICO kit for 12.7/13.5 mm glass, B62 H75 L6000	Matt aluminium	1 Pc	1.512,22
▶ DF66PICOKIT.60/R25	DEFENDER PICO kit for 12.7/13.5 mm glass, B62 H75 L6000	RAL Rubigo	1 Pc	1.564,64
▶ DF66PICOKIT.60/RAL	DEFENDER PICO kit for 12.7/13.5 mm glass, B62 H75 L6000	RAL9010 polished white	1 Pc	1.578,64
▶ DF66PICOKIT.30/6	DEFENDER PICO kit for 12.7/13.5 mm glass, B62 H75 L3000	Matt black	1 Pc	830,62
▶ DF66PICOKIT.30/10	DEFENDER PICO kit for 12.7/13.5 mm glass, B62 H75 L3000	Raw finish	1 Pc	655,10
▶ DF66PICOKIT.30/97	DEFENDER PICO kit for 12.7/13.5 mm glass, B62 H75 L3000	Matt aluminium	1 Pc	803,82
▶ DF66PICOKIT.30/R25	DEFENDER PICO kit for 12.7/13.5 mm glass, B62 H75 L3000	RAL Rubigo	1 Pc	830,62
▶ DF66PICOKIT.30/RAL	DEFENDER PICO kit for 12.7/13.5 mm glass, B62 H75 L3000	RAL9010 polished white	1 Pc	838,20
▶ DF66PICOKIT.15/6	DEFENDER PICO kit for 12.7/13.5 mm glass, B62 H75 L1498	Matt black	1 Pc	415,32
▶ DF66PICOKIT.15/10	DEFENDER PICO kit for 12.7/13.5 mm glass, B62 H75 L1498	Raw finish	1 Pc	327,56
▶ DF66PICOKIT.15/97	DEFENDER PICO kit for 12.7/13.5 mm glass, B62 H75 L1498	Matt aluminium	1 Pc	401,92
▶ DF66PICOKIT.15/R25	DEFENDER PICO kit for 12.7/13.5 mm glass, B62 H75 L1498	RAL Rubigo	1 Pc	415,32
▶ DF66PICOKIT.15/RAL	DEFENDER PICO kit for 12.7/13.5 mm glass, B62 H75 L1498	RAL9010 polished white	1 Pc	419,10
▶ DF15PICOKIT.60/6	DEFENDER PICO kit for 15 mm glass, B62 H75 L6000	Matt black	1 Pc	1.564,64
▶ DF15PICOKIT.60/10	DEFENDER PICO kit for 15 mm glass, B62 H75 L6000	Raw finish	1 Pc	1.264,02
▶ DF15PICOKIT.60/97	DEFENDER PICO kit for 15 mm glass, B62 H75 L6000	Matt aluminium	1 Pc	1.512,22
▶ DF15PICOKIT.60/R25	DEFENDER PICO kit for 15 mm glass, B62 H75 L6000	RAL Rubigo	1 Pc	1.564,64
▶ DF15PICOKIT.60/RAL	DEFENDER PICO kit for 15 mm glass, B62 H75 L6000	RAL9010 polished white	1 Pc	1.578,64
▶ DF15PICOKIT.30/6	DEFENDER PICO kit for 15 mm glass, B62 H75 L3000	Matt black	1 Pc	830,62
▶ DF15PICOKIT.30/10	DEFENDER PICO kit for 15 mm glass, B62 H75 L3000	Raw finish	1 Pc	655,10
▶ DF15PICOKIT.30/97	DEFENDER PICO kit for 15 mm glass, B62 H75 L3000	Matt aluminium	1 Pc	803,82
▶ DF15PICOKIT.30/R25	DEFENDER PICO kit for 15 mm glass, B62 H75 L3000	RAL Rubigo	1 Pc	830,62
▶ DF15PICOKIT.30/RAL	DEFENDER PICO kit for 15 mm glass, B62 H75 L3000	RAL9010 polished white	1 Pc	838,20
▶ DF15PICOKIT.15/6	DEFENDER PICO kit for 15 mm glass, B62 H75 L1498	Matt black	1 Pc	415,32
▶ DF15PICOKIT.15/10	DEFENDER PICO kit for 15 mm glass, B62 H75 L1498	Raw finish	1 Pc	327,56
▶ DF15PICOKIT.15/97	DEFENDER PICO kit for 15 mm glass, B62 H75 L1498	Matt aluminium	1 Pc	401,92
▶ DF15PICOKIT.15/R25	DEFENDER PICO kit for 15 mm glass, B62 H75 L1498	RAL Rubigo	1 Pc	415,32
▶ DF15PICOKIT.15/RAL	DEFENDER PICO kit for 15 mm glass, B62 H75 L1498	RAL9010 polished white	1 Pc	419,10
▶ DF88PICOKIT.60/6	DEFENDER PICO kit for 16.7/17.5 mm glass, B62 H75 L6000	Matt black	1 Pc	1.490,12
▶ DF88PICOKIT.60/10	DEFENDER PICO kit for 16.7/17.5 mm glass, B62 H75 L6000	Raw finish	1 Pc	1.203,82
▶ DF88PICOKIT.60/97	DEFENDER PICO kit for 16.7/17.5 mm glass, B62 H75 L6000	Matt aluminium	1 Pc	1.440,20
▶ DF88PICOKIT.60/R25	DEFENDER PICO kit for 16.7/17.5 mm glass, B62 H75 L6000	RAL Rubigo	1 Pc	1.490,12
▶ DF88PICOKIT.60/RAL	DEFENDER PICO kit for 16.7/17.5 mm glass, B62 H75 L6000	RAL9010 polished white	1 Pc	1.503,46
▶ DF88PICOKIT.30/6	DEFENDER PICO kit for 16.7/17.5 mm glass, B62 H75 L3000	Matt black	1 Pc	791,06
▶ DF88PICOKIT.30/10	DEFENDER PICO kit for 16.7/17.5 mm glass, B62 H75 L3000	Raw finish	1 Pc	623,90
▶ DF88PICOKIT.30/97	DEFENDER PICO kit for 16.7/17.5 mm glass, B62 H75 L3000	Matt aluminium	1 Pc	765,54
▶ DF88PICOKIT.30/R25	DEFENDER PICO kit for 16.7/17.5 mm glass, B62 H75 L3000	RAL Rubigo	1 Pc	791,06
▶ DF88PICOKIT.30/RAL	DEFENDER PICO kit for 16.7/17.5 mm glass, B62 H75 L3000	RAL9010 polished white	1 Pc	798,32
▶ DF88PICOKIT.15/6	DEFENDER PICO kit for 16.7/17.5 mm glass, B62 H75 L1498	Matt black	1 Pc	395,52
▶ DF88PICOKIT.15/10	DEFENDER PICO kit for 16.7/17.5 mm glass, B62 H75 L1498	Raw finish	1 Pc	311,96
▶ DF88PICOKIT.15/97	DEFENDER PICO kit for 16.7/17.5 mm glass, B62 H75 L1498	Matt aluminium	1 Pc	382,78
▶ DF88PICOKIT.15/R25	DEFENDER PICO kit for 16.7/17.5 mm glass, B62 H75 L1498	RAL Rubigo	1 Pc	395,52
▶ DF88PICOKIT.15/RAL	DEFENDER PICO kit for 16.7/17.5 mm glass, B62 H75 L1498	RAL9010 polished white	1 Pc	399,14

Art.	Description	Finish	Qty	EURO
DEFENDER 1212LM FLOOR MOUNTING KIT				
▶ DF1212LMKIT.60/97	DEFENDER 1212LM kit, for 24.7/25.5 mm glass, B80 H120 L6000	Matt aluminium	1 Pc	2.536,38
▶ DF1212LMKIT.30/97	DEFENDER 1212LM kit, for 24.7/25.5 mm glass, B80 H120 L3000	Matt aluminium	1 Pc	1.268,20
▶ DF1212LMKIT.15/97	DEFENDER 1212LM kit, for 24.7/25.5 mm glass, B80 H120 L1498	Matt aluminium	1 Pc	634,10
DEFENDER 1212DK FLOOR MOUNTING KIT WITH SIDE FIN				
▶ DF1212DKKIT.60/97	DEFENDER 1212DK kit, for 24.7/25.5 mm glass, B140 H120 L6000	Matt aluminium	1 Pc	2.536,38
▶ DF1212DKKIT.30/97	DEFENDER 1212DK kit, for 24.7/25.5 mm glass, B140 H120 L3000	Matt aluminium	1 Pc	1.268,20
▶ DF1212DKKIT.15/97	DEFENDER 1212DK kit, for 24.7/25.5 mm glass, B140 H120 L1498	Matt aluminium	1 Pc	634,10
DEFENDER 1212FR SLAB MOUNTING KIT				
▶ DF1212FRKIT.60/97	DEFENDER 1212FR kit, for 24.7/25.5 mm glass, B90 H130 L6000	Matt aluminium	1 Pc	2.882,88
▶ DF1212FRKIT.30/97	DEFENDER 1212FR kit, for 24.7/25.5 mm glass, B90 H130 L3000	Matt aluminium	1 Pc	1.441,44
▶ DF1212FRKIT.15/97	DEFENDER 1212FR kit, for 24.7/25.5 mm glass, B90 H130 L1498	Matt aluminium	1 Pc	720,72
DEFENDER 1212SP SLAB MOUNTING KIT WITH LOWER FIN				
▶ DF1212SPKIT.60/97	DEFENDER 1212SP kit, for 24.7/25.5 mm glass, B80 H145 L6000	Matt aluminium	1 Pc	2.882,88
▶ DF1212SPKIT.30/97	DEFENDER 1212SP kit, for 24.7/25.5 mm glass, B80 H145 L3000	Matt aluminium	1 Pc	1.441,44
▶ DF1212SPKIT.15/97	DEFENDER 1212SP kit, for 24.7/25.5 mm glass, B80 H145 L1498	Matt aluminium	1 Pc	720,72
DEFENDER 810 FLOOR PROFILE				
▶ DF810LM.60/6	DEFENDER 810 floor profile, B72 H111.5 L6000	Matt black	1 Pc	1.491,58
▶ DF810LM.60/10	DEFENDER 810 floor profile, B72 H111.5 L6000	Raw finish	1 Pc	1.249,02
▶ DF810LM.60/97	DEFENDER 810 floor profile, B72 H111.5 L6000	Matt aluminium	1 Pc	1.456,92
▶ DF810LM.60/R25	DEFENDER 810 floor profile, B72 H111.5 L6000	RAL Rubigo	1 Pc	1.491,58
▶ DF810LM.60/RAL	DEFENDER 810 floor profile, B72 H111.5 L6000	RAL9010 polished white	1 Pc	1.491,58
▶ DF810LM.30/6	DEFENDER 810 floor profile, B72 H111.5 L3000	Matt black	1 Pc	775,48
▶ DF810LM.30/10	DEFENDER 810 floor profile, B72 H111.5 L3000	Raw finish	1 Pc	613,78
▶ DF810LM.30/97	DEFENDER 810 floor profile, B72 H111.5 L3000	Matt aluminium	1 Pc	752,38
▶ DF810LM.30/R25	DEFENDER 810 floor profile, B72 H111.5 L3000	RAL Rubigo	1 Pc	775,48
▶ DF810LM.30/RAL	DEFENDER 810 floor profile, B72 H111.5 L3000	RAL9010 polished white	1 Pc	775,48
▶ DF810LM.15/6	DEFENDER 810 floor profile, B72 H111.5 L1498	Matt black	1 Pc	382,78
▶ DF810LM.15/10	DEFENDER 810 floor profile, B72 H111.5 L1498	Raw finish	1 Pc	301,92
▶ DF810LM.15/97	DEFENDER 810 floor profile, B72 H111.5 L1498	Matt aluminium	1 Pc	371,22
▶ DF810LM.15/R25	DEFENDER 810 floor profile, B72 H111.5 L1498	RAL Rubigo	1 Pc	382,78
▶ DF810LM.15/RAL	DEFENDER 810 floor profile, B72 H111.5 L1498	RAL9010 polished white	1 Pc	382,78






	Art.	Description	Finish	Qty	EURO
	▶ DF810MR.60/6	DEFENDER 810 single-sided floor profile, B72 H120 L6000	Matt black	1 Pc	1.493,06
	▶ DF810MR.60/10	DEFENDER 810 single-sided floor profile, B72 H120 L6000	Raw finish	1 Pc	1.250,26
	▶ DF810MR.60/97	DEFENDER 810 single-sided floor profile, B72 H120 L6000	Matt aluminium	1 Pc	1.458,38
	▶ DF810MR.60/R25	DEFENDER 810 single-sided floor profile, B72 H120 L6000	RAL Rubigo	1 Pc	1.493,06
	▶ DF810MR.60/RAL	DEFENDER 810 single-sided floor profile, B72 H120 L6000	RAL9010 polished white	1 Pc	1.493,06
	▶ DF810MR.30/6	DEFENDER 810 single-sided floor profile, B72 H120 L3000	Matt black	1 Pc	776,24
	▶ DF810MR.30/10	DEFENDER 810 single-sided floor profile, B72 H120 L3000	Raw finish	1 Pc	614,38
	▶ DF810MR.30/97	DEFENDER 810 single-sided floor profile, B72 H120 L3000	Matt aluminium	1 Pc	753,12
	▶ DF810MR.30/R25	DEFENDER 810 single-sided floor profile, B72 H120 L3000	RAL Rubigo	1 Pc	776,24
	▶ DF810MR.30/RAL	DEFENDER 810 single-sided floor profile, B72 H120 L3000	RAL9010 polished white	1 Pc	776,24
	▶ DF810MR.15/6	DEFENDER 810 single-sided floor profile, B72 H120 L1498	Matt black	1 Pc	383,16
	▶ DF810MR.15/10	DEFENDER 810 single-sided floor profile, B72 H120 L1498	Raw finish	1 Pc	302,22
	▶ DF810MR.15/97	DEFENDER 810 single-sided floor profile, B72 H120 L1498	Matt aluminium	1 Pc	371,58
	▶ DF810MR.15/R25	DEFENDER 810 single-sided floor profile, B72 H120 L1498	RAL Rubigo	1 Pc	383,16
▶ DF810MR.15/RAL	DEFENDER 810 single-sided floor profile, B72 H120 L1498	RAL9010 polished white	1 Pc	383,16	
	▶ DF810DK.60/97	DEFENDER 810DK floor profile, B132 H111.5 L6000	Matt aluminium	1 Pc	1.664,82
	▶ DF810DK.30/97	DEFENDER 810DK floor profile, B132 H111.5 L3000	Matt aluminium	1 Pc	856,32
	▶ DF810DK.15/97	DEFENDER 810DK floor profile, B132 H111.5 L1498	Matt aluminium	1 Pc	423,20
	▶ DF810FR.60/10	DEFENDER 810FR slab profile, B72 H111.5 L6000	Raw finish	1 Pc	1.318,32
	▶ DF810FR.60/97	DEFENDER 810FR slab profile, B72 H111.5 L6000	Matt aluminium	1 Pc	1.526,22
	▶ DF810FR.30/10	DEFENDER 810FR slab profile, B72 H111.5 L3000	Raw finish	1 Pc	648,42
	▶ DF810FR.30/97	DEFENDER 810FR slab profile, B72 H111.5 L3000	Matt aluminium	1 Pc	787,02
	▶ DF810FR.15/10	DEFENDER 810FR slab profile, B72 H111.5 L1498	Raw finish	1 Pc	319,24
	▶ DF810FR.15/97	DEFENDER 810FR slab profile, B72 H111.5 L1498	Matt aluminium	1 Pc	388,54
	▶ DF810MF.60/10	DEFENDER 810MF single-sided slab profile, B72 H111.5 L6000	Raw finish	1 Pc	1.439,60
	▶ DF810MF.60/97	DEFENDER 810MF single-sided slab profile, B72 H111.5 L6000	Matt aluminium	1 Pc	1.666,64
	▶ DF810MF.30/10	DEFENDER 810MF single-sided slab profile, B72 H111.5 L3000	Raw finish	1 Pc	708,08
	▶ DF810MF.30/97	DEFENDER 810MF single-sided slab profile, B72 H111.5 L3000	Matt aluminium	1 Pc	859,44
	▶ DF810MF.15/10	DEFENDER 810MF single-sided slab profile, B72 H111.5 L1498	Raw finish	1 Pc	348,62
	▶ DF810MF.15/97	DEFENDER 810MF single-sided slab profile, B72 H111.5 L1498	Matt aluminium	1 Pc	424,30
	▶ DF810SP.60/97	DEFENDER 810SP slab profile, B71 H187 L6000	Matt aluminium	1 Pc	1.664,82
	▶ DF810SP.30/97	DEFENDER 810SP slab profile, B71 H187 L3000	Matt aluminium	1 Pc	856,32
	▶ DF810SP.15/97	DEFENDER 810SP slab profile, B71 H187 L1498	Matt aluminium	1 Pc	423,20
	▶ DFXP88.60/6	DEFENDER XP floor profile, B62 H68.5 L6000	Matt black	1 Pc	1.074,66
	▶ DFXP88.60/10	DEFENDER XP floor profile, B62 H68.5 L6000	Raw finish	1 Pc	832,30
	▶ DFXP88.60/97	DEFENDER XP floor profile, B62 H68.5 L6000	Matt aluminium	1 Pc	1.033,30
	▶ DFXP88.60/R25	DEFENDER XP floor profile, B62 H68.5 L6000	RAL Rubigo	1 Pc	1.074,66
	▶ DFXP88.60/RAL	DEFENDER XP floor profile, B62 H68.5 L6000	RAL9010 polished white	1 Pc	1.116,04
	▶ DFXP88.30/6	DEFENDER XP floor profile, B62 H68.5 L3000	Matt black	1 Pc	587,68
	▶ DFXP88.30/10	DEFENDER XP floor profile, B62 H68.5 L3000	Raw finish	1 Pc	442,04
	▶ DFXP88.30/97	DEFENDER XP floor profile, B62 H68.5 L3000	Matt aluminium	1 Pc	566,44
	▶ DFXP88.30/R25	DEFENDER XP floor profile, B62 H68.5 L3000	RAL Rubigo	1 Pc	587,68




Art.	Description	Finish	Qty	EURO
▶ DFXP88.30/RAL	DEFENDER XP floor profile, B62 H68.5 L3000	RAL9010 polished white	1 Pc	608,96
▶ DFXP88.15/6	DEFENDER XP floor profile, B62 H68.5 L1498	Matt black	1 Pc	294,66
▶ DFXP88.15/10	DEFENDER XP floor profile, B62 H68.5 L1498	Raw finish	1 Pc	221,82
▶ DFXP88.15/97	DEFENDER XP floor profile, B62 H68.5 L1498	Matt aluminium	1 Pc	284,02
▶ DFXP88.15/R25	DEFENDER XP floor profile, B62 H68.5 L1498	RAL Rubigo	1 Pc	294,66
▶ DFXP88.15/RAL	DEFENDER XP floor profile, B62 H68.5 L1498	RAL9010 polished white	1 Pc	305,30
 ▶ DFP88.60/6	DEFENDER PICO single-sided floor profile, B62 H75 L6000	Matt black	1 Pc	1.261,18
▶ DFP88.60/10	DEFENDER PICO single-sided floor profile, B62 H75 L6000	Raw finish	1 Pc	999,64
▶ DFP88.60/97	DEFENDER PICO single-sided floor profile, B62 H75 L6000	Matt aluminium	1 Pc	1.214,42
▶ DFP88.60/R25	DEFENDER PICO single-sided floor profile, B62 H75 L6000	RAL Rubigo	1 Pc	1.261,18
▶ DFP88.60/RAL	DEFENDER PICO single-sided floor profile, B62 H75 L6000	RAL9010 polished white	1 Pc	1.307,92
▶ DFP88.30/6	DEFENDER PICO single-sided floor profile, B62 H75 L3000	Matt black	1 Pc	689,42
▶ DFP88.30/10	DEFENDER PICO single-sided floor profile, B62 H75 L3000	Raw finish	1 Pc	531,68
▶ DFP88.30/97	DEFENDER PICO single-sided floor profile, B62 H75 L3000	Matt aluminium	1 Pc	665,40
▶ DFP88.30/R25	DEFENDER PICO single-sided floor profile, B62 H75 L3000	RAL Rubigo	1 Pc	689,42
▶ DFP88.30/RAL	DEFENDER PICO single-sided floor profile, B62 H75 L3000	RAL9010 polished white	1 Pc	713,48
▶ DFP88.15/6	DEFENDER PICO single-sided floor profile, B62 H75 L1498	Matt black	1 Pc	345,48
▶ DFP88.15/10	DEFENDER PICO single-sided floor profile, B62 H75 L1498	Raw finish	1 Pc	266,62
▶ DFP88.15/97	DEFENDER PICO single-sided floor profile, B62 H75 L1498	Matt aluminium	1 Pc	333,48
▶ DFP88.15/R25	DEFENDER PICO single-sided floor profile, B62 H75 L1498	RAL Rubigo	1 Pc	345,48
▶ DFP88.15/RAL	DEFENDER PICO single-sided floor profile, B62 H75 L1498	RAL9010 polished white	1 Pc	357,50
 ▶ DF1012LM.60/97	DEFENDER 1212LM pre-drilled floor profile, B80 H111.5 L6000	Matt aluminium	1 Pc	2.012,40
▶ DF1012LM.30/97	DEFENDER 1212LM pre-drilled floor profile, B80 H111.5 L3000	Matt aluminium	1 Pc	1.079,04
▶ DF1012LM.15/97	DEFENDER 1212LM pre-drilled floor profile, B80 H111.5 L1498	Matt aluminium	1 Pc	540,34
 ▶ DF1012DK.60/97	DEFENDER 1212DK floor profile, B140 H111.5 L6000	Matt aluminium	1 Pc	2.016,94
▶ DF1012DK.30/97	DEFENDER 1212DK floor profile, B140 H111.5 L3000	Matt aluminium	1 Pc	1.087,10
▶ DF1012DK.15/97	DEFENDER 1212DK floor profile, B140 H111.5 L1498	Matt aluminium	1 Pc	544,34
 ▶ DF1012FR.60/97	DEFENDER 1212FR slab profile, B80 H111.5 L6000	Matt aluminium	1 Pc	2.096,82
▶ DF1012FR.30/97	DEFENDER 1212FR slab profile, B80 H111.5 L3000	Matt aluminium	1 Pc	1.127,92
▶ DF1012FR.15/97	DEFENDER 1212FR slab profile, B80 H111.5 L1498	Matt aluminium	1 Pc	564,76
 ▶ DF1012SP.60/97	DEFENDER 1212SP slab profile, B80 H185.5 L6000	Matt aluminium	1 Pc	2.282,90
▶ DF1012SP.30/97	DEFENDER 1212SP slab profile, B80 H185.5 L3000	Matt aluminium	1 Pc	1.235,32
▶ DF1012SP.15/97	DEFENDER 1212SP slab profile, B80 H185.5 L1498	Matt aluminium	1 Pc	618,46
 DFFOROAS9	9 water drainage slots DF810LM-DF810MR-DF1012LM		1 Pc	208,36
DFFOROAS4	4 water drainage slots DF810LM-DF810MR-DF1012LM		1 Pc	114,36
DFFOROAS2	2 water drainage slots DF810LM-DF810MR-DF1012LM		1 Pc	76,24
DFFOROAS	1 water drainage slot DF810LM-DF810MR-DF1012LM		1 Pc	60,98








	Art.	Description	Finish	Qty	EURO
	DFFORODR9	9 water drainage holes DF810FR-DF810MF-DF1012FR		1 Pc	71,14
	DFFORODR4	4 water drainage holes DF810FR-DF810MF-DF1012FR		1 Pc	53,38
	DFFORODR2	2 water drainage holes DF810FR-DF810MF-DF1012FR		1 Pc	45,74
	DFFORODR	1 water drainage hole DF810FR-DF810MF-DF1012FR		1 Pc	40,66
	DFFORODRAS9	9 water drainage holes and slots DF810DK-DF1012DK		1 Pc	243,94
	DFFORODRAS4	4 water drainage holes and slots DF810DK-DF1012DK		1 Pc	129,60
	DFFORODRAS2	2 water drainage holes and slots DF810DK-DF1012DK		1 Pc	83,86
	DFFORODRAS	1 water drainage hole and slot DF810DK-DF1012DK		1 Pc	66,06
	DFFOROAS9	9 water drainage slots DF810LM-DF810MR-DF1012LM		1 Pc	208,36
	DFFOROAS4	4 water drainage slots DF810LM-DF810MR-DF1012LM		1 Pc	114,36
	DFFOROAS2	2 water drainage slots DF810LM-DF810MR-DF1012LM		1 Pc	76,24
	DFFOROAS	1 water drainage slot DF810LM-DF810MR-DF1012LM		1 Pc	60,98
	DFFORODRAS9	9 water drainage holes and slots DF810DK-DF1012DK		1 Pc	243,94
	DFFORODRAS4	4 water drainage holes and slots DF810DK-DF1012DK		1 Pc	129,60
	DFFORODRAS2	2 water drainage holes and slots DF810DK-DF1012DK		1 Pc	83,86
	DFFORODRAS	1 water drainage hole and slot DF810DK-DF1012DK		1 Pc	66,06
	DFFORO2815	Additional anchoring hole DF810LM-DF810MR-DF810FR-DF810MF-DF810SP-DF1012LM-DF1012FR		1 Pc	76,24
	DFFORO10	Additional anchoring hole DFXP88-DFP88		1 Pc	40,66
	DFFORO15	Additional anchoring hole DF810DK-DF1012DK-DF1012SP		1 Pc	40,66
	DF1721KIT6	6 double-sided adjustable clamps for DEFENDER 810, 16.7/21.5 mm glass		1 Pc	105,58
	DF1721	1 double-sided adjustable clamp for DEFENDER 810, 16.7/21.5 mm glass		1 Pc	22,24
	DF2121KIT6	6 double-sided adjustable clamps for DEFENDER 810, 20.7/21.5 mm glass		1 Pc	105,58
	DF2121	1 double-sided adjustable clamp for DEFENDER 810, 20.7/21.5 mm glass		1 Pc	22,24
	DFAD17	1 double-sided adjustable shim for DEFENDER 810, 16.7/17.5 mm glass		1 Pc	4,00
		DF1721MRKIT3	3 single-sided adjustable clamps for DEFENDER 810, 16.7/21.5 mm glass		1 Pc
DF1721MR		1 single-sided adjustable clamp for DEFENDER 810, 16.7/21.5 mm glass		1 Pc	27,32
DF2121MRKIT3		3 single-sided adjustable clamps for DEFENDER 810, 20.7/21.5 mm glass		1 Pc	52,84
DF2121MR		1 single-sided adjustable clamp for DEFENDER 810, 20.7/21.5 mm glass		1 Pc	27,32
DFAD17MR		1 adjustable shim for DEFENDER 810, single-sided adjustable, 16.7/17.5 mm glass		1 Pc	5,78
DFUT01		Tool for adjusting and tightening single-sided clamps		1 Pc	4,62
	DFXP66KIT12	12 clamps for double-sided adjustable DEFENDER XP, 12.7/13.5 mm glass		1 Pc	377,00
	DFXP15KIT12	12 clamps for double-sided adjustable DEFENDER XP, 15 mm glass		1 Pc	377,00
	DFXP88KIT12	12 clamps for double-sided adjustable DEFENDER XP, 16.7/17.5 mm glass		1 Pc	359,10
	DFXP135	1 clamp for double-sided adjustable DEFENDER XP, 12.7/13.5 mm glass		1 Pc	34,28
	DFXP150	1 clamp for double-sided adjustable DEFENDER XP, 15 mm glass		1 Pc	34,28
	DFXP175	1 clamp for double-sided adjustable DEFENDER XP, 16.7/17.5 mm glass		1 Pc	32,64
	DFP66KIT12	12 clamps for single-sided DEFENDER PICO, 12.7/13.5 mm glass		1 Pc	177,50
	DFP15KIT12	12 clamps for single-sided DEFENDER PICO, 15 mm glass		1 Pc	177,50
	DFP88KIT12	12 clamps for single-sided DEFENDER PICO, 16.7/17.5 mm glass		1 Pc	177,50
	DFP135	1 clamp for single-sided DEFENDER PICO, 12.7/13.5 mm glass		1 Pc	15,78
	DFP150	1 clamp for single-sided DEFENDER PICO, 15 mm glass		1 Pc	15,78
	DFP175	1 clamp for single-sided DEFENDER PICO, 16.7/17.5 mm glass		1 Pc	15,78








	Art.	Description	Finish	Qty	EURO
	DF1212KIT12	12 clamps for double-sided adjustable DEFENDER 1212 + 6 m black bubble gasket, 24.7/25.5 mm glass		1 Pc	410,12
	DF1212255	1 double-sided adjustable clamp for DEFENDER 1212, 24.7/25.5 mm glass		1 Pc	37,44
	DFP88G01/6	Gasket with short lip	Matt black	1 m	8,32
	DFP88G01/97	Gasket with short lip	Matt aluminium	1 m	8,32
	DFP88G01.03/6	Gasket with short lip, profile 3 m	Matt black	1 Pc	24,60
	DFP88G01.03/97	Gasket with short lip, profile 3 m	Matt aluminium	1 Pc	24,60
	DFP88G01.60/6	Gasket with short lip, roll 60 m	Matt black	1 Pc	435,38
	DFP88G01.60/97	Gasket with short lip, roll 60 m	Matt aluminium	1 Pc	435,38
	DFPG03/6	Flat gasket	Matt black	1 m	10,26
	DFPG03/97	Flat gasket	Matt aluminium	1 m	10,26
	DFPG03.03/6	Flat gasket, profile 3 m	Matt black	1 Pc	29,16
	DFPG03.03/97	Flat gasket, profile 3 m	Matt aluminium	1 Pc	29,16
	DFPG03.60/6	Flat gasket, roll 60 m	Matt black	1 Pc	537,22
	DFPG03.60/97	Flat gasket, roll 60 m	Matt aluminium	1 Pc	537,22
	DFP15G01/6	Gasket with long lip	Matt black	1 m	8,32
	DFP15G01/97	Gasket with long lip	Matt aluminium	1 m	8,32
	DFP15G01.03/6	Gasket with long lip, profile 3 m	Matt black	1 Pc	24,60
	DFP15G01.03/97	Gasket with long lip, profile 3 m	Matt aluminium	1 Pc	24,60
	DFP15G01.60/6	Gasket with long lip, roll 60 m	Matt black	1 Pc	435,38
	DFP15G01.60/97	Gasket with long lip, roll 60 m	Matt aluminium	1 Pc	435,38
	DF1010/6	Balloon gasket	Matt black	1 m	7,98
	DF1010/56	Balloon gasket	Grey	1 m	7,98
	DF1010.60/6	Balloon gasket, roll 60 m	Matt black	1 Pc	320,72
	DF1010.60/56	Balloon gasket, roll 60 m	Grey	1 Pc	320,72
	DF100.60/6	Finishing profile DEFENDER 810, L6000	Matt black	1 Pc	94,02
	DF100.60/10	Finishing profile DEFENDER 810, L6000	Raw finish	1 Pc	47,82
	DF100.60/97	Finishing profile DEFENDER 810, L6000	Matt aluminium	1 Pc	82,48
	DF100.60/R25	Finishing profile DEFENDER 810, L6000	RAL Rubigo	1 Pc	94,02
	DF100.60/RAL	Finishing profile DEFENDER 810, L6000	RAL9010 polished white	1 Pc	94,02
	DF100.30/6	Finishing profile DEFENDER 810, L3000	Matt black	1 Pc	47,82
	DF100.30/10	Finishing profile DEFENDER 810, L3000	Raw finish	1 Pc	23,92
	DF100.30/97	Finishing profile DEFENDER 810, L3000	Matt aluminium	1 Pc	43,04
	DF100.30/R25	Finishing profile DEFENDER 810, L3000	RAL Rubigo	1 Pc	47,82
	DF100.30/RAL	Finishing profile DEFENDER 810, L3000	RAL9010 polished white	1 Pc	47,82
	DF100.15/6	Finishing profile DEFENDER 810, L1498	Matt black	1 Pc	23,92
	DF100.15/10	Finishing profile DEFENDER 810, L1498	Raw finish	1 Pc	12,36
	DF100.15/97	Finishing profile DEFENDER 810, L1498	Matt aluminium	1 Pc	22,24
	DF100.15/R25	Finishing profile DEFENDER 810, L1498	RAL Rubigo	1 Pc	23,92
	DF100.15/RAL	Finishing profile DEFENDER 810, L1498	RAL9010 polished white	1 Pc	23,92










BALUSTRADES










	Art.	Description	Finish	Qty	EURO
	DFDK07.60/97	Inclined finishing profile DEFENDER 810DK, L6000	Matt aluminium	1 Pc	258,04
	DFDK07.30/97	Inclined finishing profile DEFENDER 810DK, L3000	Matt aluminium	1 Pc	141,96
	DFDK07.15/97	Inclined finishing profile DEFENDER 810DK, L1498	Matt aluminium	1 Pc	77,44
	DFS15.60/6	Side and bottom finishing profile with drip guard DEFENDER 810FR, L6000	Matt black	1 Pc	394,32
	DFS15.60/10	Side and bottom finishing profile with drip guard DEFENDER 810FR, L6000	Raw finish	1 Pc	253,42
	DFS15.60/97	Side and bottom finishing profile with drip guard DEFENDER 810FR, L6000	Matt aluminium	1 Pc	338,88
	DFS15.60/R25	Side and bottom finishing profile with drip guard DEFENDER 810FR, L6000	RAL Rubigo	1 Pc	373,54
	DFS15.60/RAL	Side and bottom finishing profile with drip guard DEFENDER 810FR, L6000	RAL9010 polished white	1 Pc	394,32
	DFS15.30/6	Side and bottom finishing profile with drip guard DEFENDER 810FR, L3000	Matt black	1 Pc	209,52
	DFS15.30/10	Side and bottom finishing profile with drip guard DEFENDER 810FR, L3000	Raw finish	1 Pc	140,22
	DFS15.30/97	Side and bottom finishing profile with drip guard DEFENDER 810FR, L3000	Matt aluminium	1 Pc	181,80
	DFS15.30/R25	Side and bottom finishing profile with drip guard DEFENDER 810FR, L3000	RAL Rubigo	1 Pc	200,28
	DFS15.30/RAL	Side and bottom finishing profile with drip guard DEFENDER 810FR, L3000	RAL9010 polished white	1 Pc	209,52
	DFS15.15/6	Side and bottom finishing profile with drip guard DEFENDER 810FR, L1498	Matt black	1 Pc	112,50
	DFS15.15/10	Side and bottom finishing profile with drip guard DEFENDER 810FR, L1498	Raw finish	1 Pc	77,86
	DFS15.15/97	Side and bottom finishing profile with drip guard DEFENDER 810FR, L1498	Matt aluminium	1 Pc	98,64
	DFS15.15/R25	Side and bottom finishing profile with drip guard DEFENDER 810FR, L1498	RAL Rubigo	1 Pc	107,88
	DFS15.15/RAL	Side and bottom finishing profile with drip guard DEFENDER 810FR, L1498	RAL9010 polished white	1 Pc	112,50
	DFS03.60/6	Side finishing profile DEFENDER 810, L6000	Matt black	1 Pc	346,50
	DFS03.60/10	Side finishing profile DEFENDER 810, L6000	Raw finish	1 Pc	161,86
	DFS03.60/97	Side finishing profile DEFENDER 810, L6000	Matt aluminium	1 Pc	236,62
	DFS03.60/R25	Side finishing profile DEFENDER 810, L6000	RAL Rubigo	1 Pc	328,02
	DFS03.60/RAL	Side finishing profile DEFENDER 810, L6000	RAL9010 polished white	1 Pc	346,50
	DFS03.30/6	Side finishing profile DEFENDER 810, L3000	Matt black	1 Pc	173,26
	DFS03.30/10	Side finishing profile DEFENDER 810, L3000	Raw finish	1 Pc	85,48
	DFS03.30/97	Side finishing profile DEFENDER 810, L3000	Matt aluminium	1 Pc	119,14
	DFS03.30/R25	Side finishing profile DEFENDER 810, L3000	RAL Rubigo	1 Pc	162,82
	DFS03.30/RAL	Side finishing profile DEFENDER 810, L3000	RAL9010 polished white	1 Pc	173,26
	DFS03.15/6	Side finishing profile DEFENDER 810, L1498	Matt black	1 Pc	86,64
	DFS03.15/10	Side finishing profile DEFENDER 810, L1498	Raw finish	1 Pc	46,20
	DFS03.15/97	Side finishing profile DEFENDER 810, L1498	Matt aluminium	1 Pc	60,36
	DFS03.15/R25	Side finishing profile DEFENDER 810, L1498	RAL Rubigo	1 Pc	82,24
	DFS03.15/RAL	Side finishing profile DEFENDER 810, L1498	RAL9010 polished white	1 Pc	86,64
	DFS17.60/97	Side and bottom finishing profile with drip guard DEFENDER 810SP, L6000	Matt aluminium	1 Pc	451,04
	DFS17.30/97	Side and bottom finishing profile with drip guard DEFENDER 810SP, L3000	Matt aluminium	1 Pc	238,46
	DFS17.15/97	Side and bottom finishing profile with drip guard DEFENDER 810SP, L1498	Matt aluminium	1 Pc	125,68
	DF101.60/6	Threshold finishing profile DEFENDER 810, L6000	Matt black	1 Pc	140,22
	DF101.60/10	Threshold finishing profile DEFENDER 810, L6000	Raw finish	1 Pc	59,38
	DF101.60/97	Threshold finishing profile DEFENDER 810, L6000	Matt aluminium	1 Pc	94,02
	DF101.60/R25	Threshold finishing profile DEFENDER 810, L6000	RAL Rubigo	1 Pc	106,46
	DF101.60/RAL	Threshold finishing profile DEFENDER 810, L6000	RAL9010 polished white	1 Pc	140,22
	DF101.30/6	Threshold finishing profile DEFENDER 810, L3000	Matt black	1 Pc	82,48
	DF101.30/10	Threshold finishing profile DEFENDER 810, L3000	Raw finish	1 Pc	47,82
	DF101.30/97	Threshold finishing profile DEFENDER 810, L3000	Matt aluminium	1 Pc	70,92










Art.	Description	Finish	Qty	EURO
DF101.30/R25	Threshold finishing profile DEFENDER 810, L3000	RAL Rubigo	1 Pc	82,48
DF101.30/RAL	Threshold finishing profile DEFENDER 810, L3000	RAL9010 polished white	1 Pc	82,48
DF101.15/6	Threshold finishing profile DEFENDER 810, L1498	Matt black	1 Pc	59,38
DF101.15/10	Threshold finishing profile DEFENDER 810, L1498	Raw finish	1 Pc	35,88
DF101.15/97	Threshold finishing profile DEFENDER 810, L1498	Matt aluminium	1 Pc	47,82
DF101.15/R25	Threshold finishing profile DEFENDER 810, L1498	RAL Rubigo	1 Pc	59,38
DF101.15/RAL	Threshold finishing profile DEFENDER 810, L1498	RAL9010 polished white	1 Pc	59,38
 DF204.60/6	Finishing profile for 4 mm cladding insertion DEFENDER 810, L6000	Matt black	1 Pc	128,68
DF204.60/10	Finishing profile for 4 mm cladding insertion DEFENDER 810, L6000	Raw finish	1 Pc	70,92
DF204.60/97	Finishing profile for 4 mm cladding insertion DEFENDER 810, L6000	Matt aluminium	1 Pc	114,82
DF204.60/R25	Finishing profile for 4 mm cladding insertion DEFENDER 810, L6000	RAL Rubigo	1 Pc	128,68
DF204.60/RAL	Finishing profile for 4 mm cladding insertion DEFENDER 810, L6000	RAL9010 polished white	1 Pc	128,68
DF204.30/6	Finishing profile for 4 mm cladding insertion DEFENDER 810, L3000	Matt black	1 Pc	82,48
DF204.30/10	Finishing profile for 4 mm cladding insertion DEFENDER 810, L3000	Raw finish	1 Pc	54,76
DF204.30/97	Finishing profile for 4 mm cladding insertion DEFENDER 810, L3000	Matt aluminium	1 Pc	75,54
DF204.30/R25	Finishing profile for 4 mm cladding insertion DEFENDER 810, L3000	RAL Rubigo	1 Pc	82,48
DF204.30/RAL	Finishing profile for 4 mm cladding insertion DEFENDER 810, L3000	RAL9010 polished white	1 Pc	82,48
DF204.15/6	Finishing profile for 4 mm cladding insertion DEFENDER 810, L1498	Matt black	1 Pc	52,44
DF204.15/10	Finishing profile for 4 mm cladding insertion DEFENDER 810, L1498	Raw finish	1 Pc	35,88
DF204.15/97	Finishing profile for 4 mm cladding insertion DEFENDER 810, L1498	Matt aluminium	1 Pc	47,82
DF204.15/R25	Finishing profile for 4 mm cladding insertion DEFENDER 810, L1498	RAL Rubigo	1 Pc	52,44
DF204.15/RAL	Finishing profile for 4 mm cladding insertion DEFENDER 810, L1498	RAL9010 polished white	1 Pc	52,44
 DF216.60/6	Finishing profile for 16 mm cladding insertion DEFENDER 810, L6000	Matt black	1 Pc	147,16
DF216.60/10	Finishing profile for 16 mm cladding insertion DEFENDER 810, L6000	Raw finish	1 Pc	82,48
DF216.60/97	Finishing profile for 16 mm cladding insertion DEFENDER 810, L6000	Matt aluminium	1 Pc	130,98
DF216.60/R25	Finishing profile for 16 mm cladding insertion DEFENDER 810, L6000	RAL Rubigo	1 Pc	147,16
DF216.60/RAL	Finishing profile for 16 mm cladding insertion DEFENDER 810, L6000	RAL9010 polished white	1 Pc	147,16
DF216.30/6	Finishing profile for 16 mm cladding insertion DEFENDER 810, L3000	Matt black	1 Pc	94,02
DF216.30/10	Finishing profile for 16 mm cladding insertion DEFENDER 810, L3000	Raw finish	1 Pc	59,38
DF216.30/97	Finishing profile for 16 mm cladding insertion DEFENDER 810, L3000	Matt aluminium	1 Pc	84,78
DF216.30/R25	Finishing profile for 16 mm cladding insertion DEFENDER 810, L3000	RAL Rubigo	1 Pc	94,02
DF216.30/RAL	Finishing profile for 16 mm cladding insertion DEFENDER 810, L3000	RAL9010 polished white	1 Pc	94,02
DF216.15/6	Finishing profile for 16 mm cladding insertion DEFENDER 810, L1498	Matt black	1 Pc	57,06
DF216.15/10	Finishing profile for 16 mm cladding insertion DEFENDER 810, L1498	Raw finish	1 Pc	40,66
DF216.15/97	Finishing profile for 16 mm cladding insertion DEFENDER 810, L1498	Matt aluminium	1 Pc	52,44
DF216.15/R25	Finishing profile for 16 mm cladding insertion DEFENDER 810, L1498	RAL Rubigo	1 Pc	57,06
DF216.15/RAL	Finishing profile for 16 mm cladding insertion DEFENDER 810, L1498	RAL9010 polished white	1 Pc	57,06
 DF147L.60/6	Finishing profile for inserting LEDs DEFENDER 810, L6000	Matt black	1 Pc	432,12
DF147L.60/10	Finishing profile for inserting LEDs DEFENDER 810, L6000	Raw finish	1 Pc	267,50
DF147L.60/97	Finishing profile for inserting LEDs DEFENDER 810, L6000	Matt aluminium	1 Pc	367,54
DF147L.60/R25	Finishing profile for inserting LEDs DEFENDER 810, L6000	RAL Rubigo	1 Pc	407,52
DF147L.60/RAL	Finishing profile for inserting LEDs DEFENDER 810, L6000	RAL9010 polished white	1 Pc	420,48
DF147L.30/6	Finishing profile for inserting LEDs DEFENDER 810, L3000	Matt black	1 Pc	229,92
DF147L.30/10	Finishing profile for inserting LEDs DEFENDER 810, L3000	Raw finish	1 Pc	147,62
DF147L.30/97	Finishing profile for inserting LEDs DEFENDER 810, L3000	Matt aluminium	1 Pc	197,62
DF147L.30/R25	Finishing profile for inserting LEDs DEFENDER 810, L3000	RAL Rubigo	1 Pc	217,62





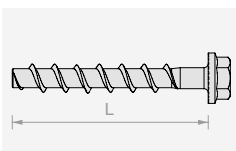

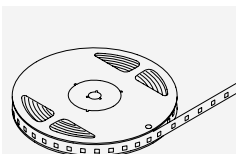
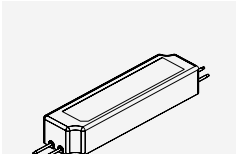
	Art.	Description	Finish	Qty	EURO
	DF147L.30/RAL	Finishing profile for inserting LEDs DEFENDER 810, L3000	RAL9010 polished white	1 Pc	224,10
	DF147L.15/6	Finishing profile for inserting LEDs DEFENDER 810, L1498	Matt black	1 Pc	121,90
	DF147L.15/10	Finishing profile for inserting LEDs DEFENDER 810, L1498	Raw finish	1 Pc	80,74
	DF147L.15/97	Finishing profile for inserting LEDs DEFENDER 810, L1498	Matt aluminium	1 Pc	105,76
	DF147L.15/R25	Finishing profile for inserting LEDs DEFENDER 810, L1498	RAL Rubigo	1 Pc	115,74
	DF147L.15/RAL	Finishing profile for inserting LEDs DEFENDER 810, L1498	RAL9010 polished white	1 Pc	118,98
	DFP100.60/6	Finishing profile DEFENDER XP/PICO, L6000	Matt black	1 Pc	71,62
	DFP100.60/10	Finishing profile DEFENDER XP/PICO, L6000	Raw finish	1 Pc	25,80
	DFP100.60/97	Finishing profile DEFENDER XP/PICO, L6000	Matt aluminium	1 Pc	60,22
	DFP100.60/R25	Finishing profile DEFENDER XP/PICO, L6000	RAL Rubigo	1 Pc	71,62
	DFP100.60/RAL	Finishing profile DEFENDER XP/PICO, L6000	RAL9010 polished white	1 Pc	38,26
	DFP100.30/6	Finishing profile DEFENDER XP/PICO, L3000	Matt black	1 Pc	36,22
	DFP100.30/10	Finishing profile DEFENDER XP/PICO, L3000	Raw finish	1 Pc	13,36
	DFP100.30/97	Finishing profile DEFENDER XP/PICO, L3000	Matt aluminium	1 Pc	30,32
	DFP100.30/R25	Finishing profile DEFENDER XP/PICO, L3000	RAL Rubigo	1 Pc	36,22
	DFP100.30/RAL	Finishing profile DEFENDER XP/PICO, L3000	RAL9010 polished white	1 Pc	19,78
	DFP100.15/6	Finishing profile DEFENDER XP/PICO, L1498	Matt black	1 Pc	18,74
	DFP100.15/10	Finishing profile DEFENDER XP/PICO, L1498	Raw finish	1 Pc	7,20
	DFP100.15/97	Finishing profile DEFENDER XP/PICO, L1498	Matt aluminium	1 Pc	15,66
	DFP100.15/R25	Finishing profile DEFENDER XP/PICO, L1498	RAL Rubigo	1 Pc	18,74
	DFP100.15/RAL	Finishing profile DEFENDER XP/PICO, L1498	RAL9010 polished white	1 Pc	10,62
	DF105.60/97	Finishing profile DEFENDER 1212, L6000	Matt aluminium	1 Pc	71,06
	DF105.30/97	Finishing profile DEFENDER 1212, L3000	Matt aluminium	1 Pc	35,94
	DF105.15/97	Finishing profile DEFENDER 1212, L1498	Matt aluminium	1 Pc	18,60
	DFDK05.60/97	Inclined finishing profile DEFENDER 1212DK, L6000	Matt aluminium	1 Pc	275,64
	DFDK05.30/97	Inclined finishing profile DEFENDER 1212DK, L3000	Matt aluminium	1 Pc	138,62
	DFDK05.15/97	Inclined finishing profile DEFENDER 1212DK, L1498	Matt aluminium	1 Pc	70,12
	DF8803.60/97	Side finishing profile DEFENDER 1212, L6000	Matt aluminium	1 Pc	196,68
	DF8803.30/97	Side finishing profile DEFENDER 1212, L3000	Matt aluminium	1 Pc	99,16
	DF8803.15/97	Side finishing profile DEFENDER 1212, L1498	Matt aluminium	1 Pc	50,38
	DFS09.60/97	Bottom finishing profile with drip guard DEFENDER 1212FR, L6000	Matt aluminium	1 Pc	202,08
	DFS09.30/97	Bottom finishing profile with drip guard DEFENDER 1212FR, L3000	Matt aluminium	1 Pc	108,00
	DFS09.15/97	Bottom finishing profile with drip guard DEFENDER 1212FR, L1498	Matt aluminium	1 Pc	75,84
	DFS11.60/97	Bottom finishing profile DEFENDER 1212SP, L6000	Matt aluminium	1 Pc	167,20
	DFS11.30/97	Bottom finishing profile DEFENDER 1212SP, L3000	Matt aluminium	1 Pc	84,42
	DFS11.15/97	Bottom finishing profile DEFENDER 1212SP, L1498	Matt aluminium	1 Pc	42,86
	DF8801.60/97	Threshold finishing profile DEFENDER 1212, L6000	Matt aluminium	1 Pc	75,72
	DF8801.30/97	Threshold finishing profile DEFENDER 1212, L3000	Matt aluminium	1 Pc	51,10
	DF8801.15/97	Threshold finishing profile DEFENDER 1212, L1498	Matt aluminium	1 Pc	32,26

	Art.	Description	Finish	Qty	EURO
	DF104.60/97	Finishing profile for 4 mm cladding insertion DEFENDER 1212, L6000	Matt aluminium	1 Pc	95,50
	DF104.30/97	Finishing profile for 4 mm cladding insertion DEFENDER 1212, L3000	Matt aluminium	1 Pc	66,94
	DF104.15/97	Finishing profile for 4 mm cladding insertion DEFENDER 1212, L1498	Matt aluminium	1 Pc	43,32
	DF116.60/97	Finishing profile for 16 mm cladding insertion DEFENDER 1212, L6000	Matt aluminium	1 Pc	101,92
	DF116.30/97	Finishing profile for 16 mm cladding insertion DEFENDER 1212, L3000	Matt aluminium	1 Pc	70,18
	DF116.15/97	Finishing profile for 16 mm cladding insertion DEFENDER 1212, L1498	Matt aluminium	1 Pc	45,00
	DFA7260/10	Water drainage profile DEFENDER 810LM/810MR, L6000	Raw finish	1 Pc	226,90
	DFA7260/97	Water drainage profile DEFENDER 810LM/810MR, L6000	Matt aluminium	1 Pc	371,52
	DFA7260/R25	Water drainage profile DEFENDER 810LM/810MR, L6000	RAL Rubigo	1 Pc	409,80
	DFA7230/10	Water drainage profile DEFENDER 810LM/810MR, L3000	Raw finish	1 Pc	131,56
	DFA7230/97	Water drainage profile DEFENDER 810LM/810MR, L3000	Matt aluminium	1 Pc	203,86
	DFA7230/R25	Water drainage profile DEFENDER 810LM/810MR, L3000	RAL Rubigo	1 Pc	233,20
	DFA72054/10	Water drainage profile DEFENDER 810LM/810MR, L540	Raw finish	1 Pc	29,18
	DFA72054/97	Water drainage profile DEFENDER 810LM/810MR, L540	Matt aluminium	1 Pc	46,68
	DFA72054/R25	Water drainage profile DEFENDER 810LM/810MR, L540	RAL Rubigo	1 Pc	52,54
	DFSA12160/10	Water drainage profile DEFENDER 810FR/810MF/1212FR, L6000	Raw finish	1 Pc	340,50
	DFSA12160/97	Water drainage profile DEFENDER 810FR/810MF/1212FR, L6000	Matt aluminium	1 Pc	421,04
	DFSA12160/R25	Water drainage profile DEFENDER 810FR/810MF/1212FR, L6000	RAL Rubigo	1 Pc	567,54
	DFSA12130/10	Water drainage profile DEFENDER 810FR/810MF/1212FR, L3000	Raw finish	1 Pc	188,36
	DFSA12130/97	Water drainage profile DEFENDER 810FR/810MF/1212FR, L3000	Matt aluminium	1 Pc	228,62
	DFSA12130/R25	Water drainage profile DEFENDER 810FR/810MF/1212FR, L3000	RAL Rubigo	1 Pc	292,94
	DFSA121054/10	Water drainage profile DEFENDER 810FR/810MF/1212FR, L540	Raw finish	1 Pc	48,46
	DFSA121054/97	Water drainage profile DEFENDER 810FR/810MF/1212FR, L540	Matt aluminium	1 Pc	55,80
	DFSA121054/R25	Water drainage profile DEFENDER 810FR/810MF/1212FR, L540	RAL Rubigo	1 Pc	81,30
	DFA8060/97	Water drainage profile DEFENDER 1212LM, L6000	Matt aluminium	1 Pc	388,44
	DFA8030/97	Water drainage profile DEFENDER 1212LM, L3000	Matt aluminium	1 Pc	212,06
	DFA80054/97	Water drainage profile DEFENDER 1212LM, L540	Matt aluminium	1 Pc	59,40
	DFGD/88	Grate for water drainage profiles for DEFENDER	Brushed steel effect alu.	1 Pc	19,20
	DFGD/97	Grate for water drainage profiles for DEFENDER	Matt aluminium	1 Pc	19,20
	DF12072AL/6	Closed end cap DF810LM/DF810MR, B72 H120 L1	Matt black	1 Pc	27,34
	DF12072AL/10	Closed end cap DF810LM/DF810MR, B72 H120 L1	Raw finish	1 Pc	7,32
	DF12072AL/97	Closed end cap DF810LM/DF810MR, B72 H120 L1	Matt aluminium	1 Pc	15,68
	DF12072AL/R25	Closed end cap DF810LM/DF810MR, B72 H120 L1	RAL Rubigo	1 Pc	20,58
	DF12072AL/RAL	Closed end cap DF810LM/DF810MR, B72 H120 L1	RAL9010 polished white	1 Pc	27,92
	DF12080AL/97	Closed end cap DF1012LM, B80 H120 L1	Matt aluminium	1 Pc	22,52












	Art.	Description	Finish	Qty	EURO
	DF2TPAL/6	End cap with "V" opening DF810LM/DF810MR, B72 H120 L1	Matt black	1 Pc	29,52
	DF2TPAL/10	End cap with "V" opening DF810LM/DF810MR, B72 H120 L1	Raw finish	1 Pc	10,12
	DF2TPAL/97	End cap with "V" opening DF810LM/DF810MR, B72 H120 L1	Matt aluminium	1 Pc	17,42
	DF2TPAL/R25	End cap with "V" opening DF810LM/DF810MR, B72 H120 L1	RAL Rubigo	1 Pc	22,74
	DF2TPAL/RAL	End cap with "V" opening DF810LM/DF810MR, B72 H120 L1	RAL9010 polished white	1 Pc	34,58
	DF4TPAL/97	End cap with "V" opening DF1012LM, B80 H120 L1	Matt aluminium	1 Pc	24,06
	DF12772AL/10	Closed end cap DF810LM/DF810MR with DFA, B72 H127 L1	Raw finish	1 Pc	6,72
	DF12772AL/97	Closed end cap DF810LM/DF810MR with DFA, B72 H127 L1	Matt aluminium	1 Pc	14,24
	DF12772AL/R25	Closed end cap DF810LM/DF810MR with DFA, B72 H127 L1	RAL Rubigo	1 Pc	19,54
	DF12780AL/97	Closed end cap DF1012LM with DFA, B80 H127 L1	Matt aluminium	1 Pc	22,18
	DF17072AL/6	Inclined setting end cap DF810LM/DF810MR, B72 H170 L1	Matt black	1 Pc	24,72
	DF17072AL/10	Inclined setting end cap DF810LM/DF810MR, B72 H170 L1	Raw finish	1 Pc	8,82
	DF17072AL/97	Inclined setting end cap DF810LM/DF810MR, B72 H170 L1	Matt aluminium	1 Pc	18,56
	DF17072AL/R25	Inclined setting end cap DF810LM/DF810MR, B72 H170 L1	RAL Rubigo	1 Pc	24,62
	DF17072AL/RAL	Inclined setting end cap DF810LM/DF810MR, B72 H170 L1	RAL9010 polished white	1 Pc	28,50
	DF17080AL/97	Inclined setting end cap DF1012LM, B80 H170 L1	Matt aluminium	1 Pc	22,20
	DFDKTP08AL/97	Closed end cap DF810DK, B132 H120 L1	Matt aluminium	1 Pc	18,22
	DFDKTP17AL/97	Closed end cap DF1012DK, B140 H120 L1	Matt aluminium	1 Pc	24,18
	DFDKTP10AL/97	End cap with "V" opening DF810DK, B132 H120 L1	Matt aluminium	1 Pc	18,72
	DFDKTP21AL/97	End cap with "V" opening DF1012DK, B140 H120 L1	Matt aluminium	1 Pc	24,76
	DFDKTP29AL/97	Closed end cap DF810DK with DFDK07, B132 H120 L1	Matt aluminium	1 Pc	18,86
	DFDKTP31AL/97	End cap with "V" opening DF810DK, B132 H120 L1	Matt aluminium	1 Pc	18,86
	DFDKTP23AL/97	Closed end cap for profile DF1012DK with DFDK05, B140 H120 L1	Matt aluminium	1 Pc	24,18
	DFDKTP27AL/97	End cap with "V" opening for profile DF1012DK, B140 H120 L1	Matt aluminium	1 Pc	24,76










	Art.	Description	Finish	Qty	EURO
	DF12774AL/6	Closed end cap DF810FR with DFS15, B74 H127 L1	Matt black	1 Pc	18,54
	DF12774AL/10	Closed end cap DF810FR with DFS15, B74 H127 L1	Raw finish	1 Pc	14,10
	DF12774AL/97	Closed end cap DF810FR with DFS15, B74 H127 L1	Matt aluminium	1 Pc	14,82
	DF12774AL/R25	Closed end cap DF810FR with DFS15, B74 H127 L1	RAL Rubigo	1 Pc	23,50
	DF12774AL/RAL	Closed end cap DF810FR with DFS15, B74 H127 L1	RAL9010 polished white	1 Pc	23,50
	DFSPTP08AL/97	Closed end cap DF810SP, B72 H194 L1	Matt aluminium	1 Pc	18,86
	DFSPTP10AL/97	End cap with "V" opening DF810SP, B72 H197 L1	Matt aluminium	1 Pc	19,20
	DFSPTP12AL/97	Closed end cap DF810SP with DFS17, B72 H197 L1	Matt aluminium	1 Pc	18,16
	DFSPTP14AL/97	End cap with "V" opening DF810SP with DFS17, B72 H197 L1	Matt aluminium	1 Pc	18,86
	DFP7562AL/6	Closed end cap DFP88/DFXP88, B62 H75 L1	Matt black	1 Pc	26,90
	DFP7562AL/10	Closed end cap DFP88/DFXP88, B62 H75 L1	Raw finish	1 Pc	6,76
	DFP7562AL/97	Closed end cap DFP88/DFXP88, B62 H75 L1	Matt aluminium	1 Pc	19,48
	DFP7562AL/R25	Closed end cap DFP88/DFXP88, B62 H75 L1	RAL Rubigo	1 Pc	27,78
	DFP7562AL/RAL	Closed end cap DFP88/DFXP88, B62 H75 L1	RAL9010 polished white	1 Pc	31,96
	DFP7562UAL/6	End cap with "U" opening DFP88/DFXP88, B62 H75 L1	Matt black	1 Pc	27,34
	DFP7562UAL/10	End cap with "U" opening DFP88/DFXP88, B62 H75 L1	Raw finish	1 Pc	7,24
	DFP7562UAL/97	End cap with "U" opening DFP88/DFXP88, B62 H75 L1	Matt aluminium	1 Pc	19,92
	DFP7562UAL/R25	End cap with "U" opening DFP88/DFXP88, B62 H75 L1	RAL Rubigo	1 Pc	28,22
	DFP7562UAL/RAL	End cap with "U" opening DFP88/DFXP88, B62 H75 L1	RAL9010 polished white	1 Pc	32,38
	DFS13083AL/97	Closed end cap DF1012FR with DFS09, B90 H130 L1	Matt aluminium	1 Pc	22,20
	DFS13090AL/97	Closed end cap DF1012FR with profile DFSA, B97 H130 L1	Matt aluminium	1 Pc	23,54

	Art.	Description	Finish	Qty	EURO
	DFSPTP17AL/97	Closed end cap DF1012SP, B80 H194 L1	Matt aluminium	1 Pc	24,48
	DFSPTP21AL/97	End cap with "V" opening DF1012SP, B80 H194 L1	Matt aluminium	1 Pc	24,94
	DFSPTP23AL/97	Closed end cap DF1012SP with DFS11, B80 H203 L1	Matt aluminium	1 Pc	25,36
	DFSPTP27AL/97	End cap with "V" opening DF1012SP with DFS11, B80 H203 L1	Matt aluminium	1 Pc	25,80
	DF25	2 in-line centring pins, B8 H25		1 Pc	6,76
	DF2525	2 x 90° centring pins, B8 H25	Matt black	1 Pc	12,26
	DFP88TEC	Cover cap DFP88/DFXP88, 17.5 mm glass	Matt black	1 Pc	6,66
	DFP88TECG	Cover cap DFP88/DFXP88, 17.5 mm glass	Grey	1 Pc	6,66
	DFTEC88	Cover cap DF810LM/DF810FR/DF810DK/DF810SP, 17.5 mm glass	Matt black	1 Pc	7,46
	DFTEC88G	Cover cap DF810LM/DF810FR/DF810DK/DF810SP, 17.5 mm glass	Grey	1 Pc	7,46
	DFTEC1010	Cover cap DF810LM/DF810FR/DF810DK/DF810SP, 21.5 mm glass	Matt black	1 Pc	8,38
	DFTEC1010G	Cover cap DF810LM/DF810FR/DF810DK/DF810SP, 21.5 mm glass	Grey	1 Pc	8,38
	DFTEC1212	Cover cap DF1012LM/DF1012FR/DF1012DK/DF1012SP, 25.5 mm glass	Matt black	1 Pc	9,32
	DFTEC1212G	Cover cap DF1012LM/DF1012FR/DF1012DK/DF1012SP, 25.5 mm glass	Grey	1 Pc	9,32
	DFCLS72.30	Temporary closing profile on construction site DF810LM/DF810FR/DF810DK/DF810SP, L3000		1 Pc	58,74
	DFCLS80.30	Temporary closing profile construction site DF1012LM/DF1012FR/DF1012DK/DF1012SP, L3000		1 Pc	60,78








	Art.	Description	Finish	Qty	EURO
	DFFLEX03	Flexible screwdriver with CH5 hexagonal insert		1 Pc	44,18
	DFMAK21	MAKITA gun screwdriver		1 Pc	561,34
	DFFLEX01	Flexible extension with CH5 hexagonal insert		1 Pc	39,14
	DFFLEX05	CH5 hexagonal insert		1 Pc	3,66
	DFTAGL10	Customised inclined cut (22°-89°) on DEFENDER profiles		1 Pc	51,48
	DFTAG90	Straight cut on DEFENDER profiles		1 Pc	9,24
	DFFH10ZN	Concrete anchors, Galvanised steel, B10 L100 - Pack 15 pcs		1 Pc	62,86
	DFFH10A4	Concrete anchors, Stainless steel A4, B10 L100 - Pack 15 pcs		1 Pc	240,18
	DFFH12ZN	Concrete anchors, Galvanised steel, B12 L110 - Pack 15 pcs		1 Pc	121,06
	DFFH12A4	Concrete anchors, Stainless steel A4, B12 L110 - Pack 15 pcs		1 Pc	315,26
	DFPTASZN	Concrete anchors, Galvanised steel, B6 L80		1 Pc	2,28
	DFPTASA4	Concrete anchors, Stainless steel A4, B6 L90		1 Pc	12,36
	DFPTASHEXZN	Concrete anchors, Galvanised steel, B6 L80		1 Pc	2,26
	LEDST001	LED strip 1 IP66 for lighting on glass Roll L5000 mm		1 Pc	215,32
	LED24035IP	Power supply 24V DC 35 W IP67		1 Pc	97,40
	LED24060IP	Power supply 24V DC 60 W IP67		1 Pc	109,78
	LED24100IP	Power supply 24V DC 100 W IP67		1 Pc	179,52
	LED24150IP	Power supply 24V DC 150 W IP67		1 Pc	288,14

	Art.	Description	Finish	Qty	EURO
	EVODR304/8	Point fixing with blind stud AISI 304, 17.5/25.5 mm glass, B50 L30/40	Brushed steel	1 Pc	71,28
	EVODR304/15	Point fixing with blind stud AISI 304, 17.5/25.5 mm glass, B50 L30/40	Polished steel	1 Pc	90,28
	EVODR304/97	Point fixing with blind stud AISI 304, 17.5/25.5 mm glass, B50 L30/40	Matt aluminium	1 Pc	95,04
	EVODR304/R2	Point fixing with blind stud AISI 304, 17.5/25.5 mm glass, B50 L30/40	RAL9005 Matt black	1 Pc	95,04
	EVODR304/RAL	Point fixing with blind stud AISI 304, 17.5/25.5 mm glass, B50 L30/40	RAL9010 polished white	1 Pc	95,04
	EVODR316/8	Point fixing with blind stud AISI 316, 17.5/25.5 mm glass, B50 L30/40	Brushed steel	1 Pc	90,28
	EVODR316/15	Point fixing with blind stud AISI 316, 17.5/25.5 mm glass, B50 L30/40	Polished steel	1 Pc	109,30
	EVOFIX304/8	Point fixing with blind stud AISI 304, 17.5/25.5 mm glass, B50 L33	Brushed steel	1 Pc	47,52
	EVOFIX304/15	Point fixing with blind stud AISI 304, 17.5/25.5 mm glass, B50 L33	Polished steel	1 Pc	66,52
	EVOFIX304/97	Point fixing with blind stud AISI 304, 17.5/25.5 mm glass, B50 L33	Matt aluminium	1 Pc	71,28
	EVOFIX304/R2	Point fixing with blind stud AISI 304, 17.5/25.5 mm glass, B50 L33	RAL9005 Matt black	1 Pc	71,28
	EVOFIX304/RAL	Point fixing with blind stud AISI 304, 17.5/25.5 mm glass, B50 L33	RAL9010 polished white	1 Pc	71,28
	EVOFIX316/8	Point fixing with blind stud AISI 316, 17.5/25.5 mm glass, B50 L33	Brushed steel	1 Pc	66,52
	EVOFIX316/15	Point fixing with blind stud AISI 316, 17.5/25.5 mm glass, B50 L33	Polished steel	1 Pc	85,54
	EVODR304/8	Point fixing with visible screw AISI 304, 17.5/25.5 mm glass, B50 L33	Brushed steel	1 Pc	47,52
	EVODR304/15	Point fixing with visible screw AISI 304, 17.5/25.5 mm glass, B50 L33	Polished steel	1 Pc	66,52
	EVODR304/97	Point fixing with visible screw AISI 304, 17.5/25.5 mm glass, B50 L33	Matt aluminium	1 Pc	71,28
	EVODR304/R2	Point fixing with visible screw AISI 304, 17.5/25.5 mm glass, B50 L33	RAL9005 Matt black	1 Pc	71,28
	EVODR304/RAL	Point fixing with visible screw AISI 304, 17.5/25.5 mm glass, B50 L33	RAL9010 polished white	1 Pc	71,28
	EVODR316/8	Point fixing with visible screw AISI 316, 17.5/25.5 mm glass, B50 L33	Brushed steel	1 Pc	66,52
	EVODR316/15	Point fixing with visible screw AISI 316, 17.5/25.5 mm glass, B50 L33	Polished steel	1 Pc	85,54
	EVODR304DIST/8	Additional spacer for EVODR AISI304, B50 L10	Brushed steel	1 Pc	15,44
	EVODR304DIST/15	Additional spacer for EVODR AISI304, B50 L10	Polished steel	1 Pc	17,82
	EVODR304DIST/97	Additional spacer for EVODR AISI304, B50 L10	Matt aluminium	1 Pc	17,82
	EVODR304DIST/R2	Additional spacer for EVODR AISI304, B50 L10	RAL9005 Matt black	1 Pc	17,82
	EVODR304DIST/RAL	Additional spacer for EVODR AISI304, B50 L10	RAL9010 polished white	1 Pc	17,82
	EVODR316DIST/8	Additional spacer for EVODR AISI316, B50 L10	Brushed steel	1 Pc	17,82
	EVODR316DIST/15	Additional spacer for EVODR AISI316, B50 L10	Polished steel	1 Pc	20,20
	EVODR304DIST/8	Additional spacer for EVOFIX and EVOBOR AISI304, B50 L10	Brushed steel	1 Pc	16,64
	EVODR304DIST/15	Additional spacer for EVOFIX and EVOBOR AISI304, B50 L10	Polished steel	1 Pc	19,00
	EVODR304DIST/97	Additional spacer for EVOFIX and EVOBOR AISI304, B50 L10	Matt aluminium	1 Pc	19,00
	EVODR304DIST/R2	Additional spacer for EVOFIX and EVOBOR AISI304, B50 L10	RAL9005 Matt black	1 Pc	19,00
	EVODR304DIST/RAL	Additional spacer for EVOFIX and EVOBOR AISI304, B50 L10	RAL9010 polished white	1 Pc	19,00
	EVODR316DIST/8	Additional spacer for EVOFIX and EVOBOR AISI316, B50 L10	Brushed steel	1 Pc	19,00
	EVODR316DIST/15	Additional spacer for EVOFIX and EVOBOR AISI316, B50 L10	Polished steel	1 Pc	21,38
	EVODRG	Set of grey gaskets for EVO fixings	Grey	1 Pc	16,64
	CHSETT19	Hook wrench for 3 mm blind hole		1 Pc	117,02
	CHSETT32	Hook wrench for 4 mm blind hole		1 Pc	176,94
	CH12EXA	12 mm hex key		1 Pc	14,96





	Art.	Description	Finish	Qty	EURO
	ATP60/8	Point fixing with adjustable spacer, 17.5/25.5 mm glass, B60 H43/51	Brushed steel	1 Pc	175,86
	ATP60/15	Point fixing with adjustable spacer, 17.5/25.5 mm glass, B60 H43/51	Polished steel	1 Pc	180,56
	SB40DR/8	Point fixing with adjustable spacer, 17.5/21.5 mm glass, B48 H26/31	Brushed steel	1 Pc	118,94
	SB40DR/15	Point fixing with adjustable spacer, 17.5/21.5 mm glass, B48 H26/31	Polished steel	1 Pc	129,36
	SB48DR/8	Point fixing with adjustable spacer, 21.5/25.5 mm glass, B48 H26/31	Brushed steel	1 Pc	122,76
	SB48DR/15	Point fixing with adjustable spacer, 21.5/25.5 mm glass, B48 H26/31	Polished steel	1 Pc	132,74
	SB-BORK/8	Fixing stud, 17.5/25.5 mm glass, B48	Brushed steel	1 Pc	46,00
	SB-BORK/15	Fixing stud, 17.5/25.5 mm glass, B48	Polished steel	1 Pc	48,62
	ATP50/9	Point fixing with adjustable spacer, ≤ 17.5 mm glass, B50 H42/50	Machining steel (CNC)	1 Pc	132,84
	ATP515/9	Point fixing, ≥ 13.5 mm glass, B50 H1.5	Machining steel (CNC)	1 Pc	43,18
	ATP565/9	Point fixing, ≥ 13.5 mm glass, B50 H6.5	Machining steel (CNC)	1 Pc	58,12
	ATP5215/9	Point fixing, ≥ 13.5 mm glass, B50 H21.5	Machining steel (CNC)	1 Pc	78,04
	ATP5365/9	Point fixing, ≥ 13.5 mm glass, B50 H36.5	Machining steel (CNC)	1 Pc	96,30
	ATP50315/9	Point fixing with collar, ≥ 17.5 mm glass, B50 H1.5	Machining steel (CNC)	1 Pc	56,06
	ATP50365/9	Point fixing with collar, ≥ 17.5 mm glass, B50 H6.5	Machining steel (CNC)	1 Pc	70,76
	ATP503215/9	Point fixing with collar, ≥ 17.5 mm glass, B50 H21.5	Machining steel (CNC)	1 Pc	90,64
	ATP503365/9	Point fixing with collar, ≥ 17.5 mm glass, B50 H36.5	Machining steel (CNC)	1 Pc	108,94
	ATP452/5	Expansion seal, B50 H4	White	1 Pc	12,30
	DISTCOFIS11/9	Spacer, B50 H20	Machining steel (CNC)	1 Pc	39,42
	DISTCOFIS12/9	Spacer, B50 H35	Machining steel (CNC)	1 Pc	59,86
	DISTCOFISR/9	Adjustable spacer, B50 H40/48	Machining steel (CNC)	1 Pc	86,16
	DISTB40/9	Point fixing with visible screw, 17.5/21.5 mm glass, B40 H41	Machining steel (CNC)	1 Pc	65,70
	DISTB50/9	Point fixing with visible screw, 17.5/21.5 mm glass, B50 H41	Machining steel (CNC)	1 Pc	91,86
	SB200K/8	Bracket with adjustable spacers 26/31 mm, 17.5/21.5 mm glass, B60 H240	Brushed steel	1 Pc	511,08
	SB200K/15	Bracket with adjustable spacers 26/31 mm, 17.5/21.5 mm glass, B60 H240	Polished steel	1 Pc	536,32


	Art.	Description	Finish	Qty	EURO
	SB148/8	Bracket with studs, 17.5/25.5 mm glass, B60 H240	Brushed steel	1 Pc	404,00
	SB148/15	Bracket with studs, 17.5/25.5 mm glass, B60 H240	Polished steel	1 Pc	416,66
	SB200ST/8	SB148/SB200 bracket only, B60 H240	Brushed steel	1 Pc	329,50
	SB200ST/15	SB148/SB200 bracket only, B60 H240	Polished steel	1 Pc	341,86
	SB40DR/8	Point fixing with adjustable spacer, 17.5/21.5 mm glass, B48 H26/31	Brushed steel	1 Pc	118,94
	SB40DR/15	Point fixing with adjustable spacer, 17.5/21.5 mm glass, B48 H26/31	Polished steel	1 Pc	129,36
	SB-BORK/8	Fixing stud, 17.5/25.5 mm glass, B48	Brushed steel	1 Pc	46,00
	SB-BORK/15	Fixing stud, 17.5/25.5 mm glass, B48	Polished steel	1 Pc	48,62
	SBSTACC/8	Spare parts set for brackets SB200ST, SB200K, SB148, B48	Brushed steel	1 Pc	37,08
	SBSTACC/15	Spare parts set for brackets SB200ST, SB200K, SB148, B48	Polished steel	1 Pc	40,20
	CH12EXA	12 mm hex key		1 Pc	14,96
	UT300	Pin wrench with Ø 2.9 mm pins		1 Pc	56,16
	UTC300R	2 spare pins, B2.9		1 Pc	18,78
	UT250	Pin wrench with Ø 2.4 mm pins		1 Pc	54,40
	UTC250R	2 spare pins, B2.4		1 Pc	18,78
	UT200	Pin wrench with Ø 1.9 mm pins		1 Pc	56,16
	UTC200R	2 spare pins, B1.9		1 Pc	18,78
	CHSETT19	Hook wrench for 3 mm blind hole		1 Pc	117,02
	CHSETT32	Hook wrench for 4 mm blind hole		1 Pc	176,94
	BFM975-10-ZN	Threaded rod DIN 975 Galvanized steel, M10		1 Pc	5,28
	BFM975-12-ZN	Threaded rod DIN 975 Galvanized steel, M12		1 Pc	7,34
	BFM975-14-ZN	Threaded rod DIN 975 Galvanized steel, M14		1 Pc	10,12
	BFM975-10-A4	Threaded rod DIN 975 AISI 316, M10		1 Pc	9,98
	BFM975-12-A4	Threaded rod DIN 975 AISI 316, M12		1 Pc	14,22
	BFM975-14-A4	Threaded rod DIN 975 AISI 316, M14		1 Pc	19,98

	Art.	Description	Finish	Qty	EURO
	DEX934-10-ZN	Nut for threaded rod DIN 934 Galvanized steel, H8 M10		1 Pc	0,34
	DEX934-12-ZN	Nut for threaded rod DIN 934 Galvanized steel, H10 M12		1 Pc	0,48
	DEX934-14-ZN	Nut for threaded rod DIN 934 Galvanized steel, H11 M14		1 Pc	0,72
	DEX934-10-A4	Nut for threaded rod DIN 934 AISI 316, H8 M10		1 Pc	1,18
	DEX934-12-A4	Nut for threaded rod DIN 934 AISI 316, H10 M12		1 Pc	1,78
	DEX934-14-A4	Nut for threaded rod DIN 934 AISI 316, H11 M14		1 Pc	2,62
	RON125-10-ZN	Washer for threaded rod DIN 125 Galvanized steel, B20 H2.5		1 Pc	0,22
	RON125-12-ZN	Washer for threaded rod DIN 975 Galvanized steel, B24 H2.5		1 Pc	0,30
	RON125-14-ZN	Washer for threaded rod DIN 975 Galvanized steel, B28 H2.5		1 Pc	0,44
	RON125-10-A4	Washer for threaded rod DIN 125 AISI 316, B20 H2		1 Pc	0,38
	RON125-12-A4	Washer for threaded rod DIN 125 AISI 316, B24 H2		1 Pc	0,70
	RON125-14-A4	Washer for threaded rod DIN 125 AISI 316, B28 H2		1 Pc	0,96
	MQ404-AISI316/8	Square column for ATT series straight point fixings, B50 H970	Brushed steel	1 Pc	339,64
	MQ404-AISI316/15	Square column for ATT series straight point fixings, B50 H970	Polished steel	1 Pc	410,12
	MQ504-AISI316/8	Square column for ATT series straight point fixings, B50 H970	Brushed steel	1 Pc	339,64
	MQ504-AISI316/15	Square column for ATT series straight point fixings, B50 H970	Polished steel	1 Pc	410,12
	MQC54-AISI316/8	Square column for ATT series straight point fixings, B50 Hmax 1100	Brushed steel	1 Pc	368,34
	MQC54-AISI316/15	Square column for ATT series straight point fixings, B50 Hmax 1100	Polished steel	1 Pc	438,86
	MQ408-AISI316/8	Square column for ATT series 90° point fixings, B50 H970	Brushed steel	1 Pc	353,90
	MQ408-AISI316/15	Square column for ATT series 90° point fixings, B50 H970	Polished steel	1 Pc	424,38
	MQ508-AISI316/8	Square column for ATT series 90° point fixings, B50 H970	Brushed steel	1 Pc	353,90
	MQ508-AISI316/15	Square column for ATT series 90° point fixings, B50 H970	Polished steel	1 Pc	424,38
	MQC58-AISI316/8	Square column for ATT series 90° point fixings, B50 Hmax 1100	Brushed steel	1 Pc	382,60
	MQC58-AISI316/15	Square column for ATT series 90° point fixings, B50 Hmax 1100	Polished steel	1 Pc	453,12
	ATT20/8	Single bracket for fixing on columns, B40 H70	Brushed steel	1 Pc	31,68
	ATT20/15	Single bracket for fixing on columns, B40 H70	Polished steel	1 Pc	33,64
	ATT15/8	Double bracket for fixing on columns, B40 H120	Brushed steel	1 Pc	51,50
	ATT15/15	Double bracket for fixing on columns, B40 H120	Polished steel	1 Pc	54,10
	ATT10/8	Single bracket for fixing on floor/wall, B40 H60	Brushed steel	1 Pc	32,74
	ATT10/15	Single bracket for fixing on floor/wall, B40 H60	Polished steel	1 Pc	34,70
	FIXBORK1/9	Fixing stud, > 8 mm glass, B35	Machining steel (CNC)	1 Pc	31,96
	FIXGHIERA8/9	Back fixing ring, B22 H5 M8	Machining steel (CNC)	1 Pc	9,88
	FIXGHIERA10/9	Back fixing ring, B22 H5 M10	Machining steel (CNC)	1 Pc	10,40


	Art.	Description	Finish	Qty	EURO
	ATT50/8	Single bracket for fixing on columns, B50 H90	Brushed steel	1 Pc	67,14
	ATT50/15	Single bracket for fixing on columns, B50 H90	Polished steel	1 Pc	70,40
	ATT45/8	Double bracket for fixing on columns, B50 H160	Brushed steel	1 Pc	101,24
	ATT45/15	Double bracket for fixing on columns, B50 H160	Polished steel	1 Pc	107,10
	ATT40/8	Single bracket for fixing on floor/wall, B50 H80	Brushed steel	1 Pc	67,04
	ATT40/15	Single bracket for fixing on floor/wall, B50 H80	Polished steel	1 Pc	69,86
	FIXBORK40/9	Fixing stud, > 10 mm glass, B40	Machining steel (CNC)	1 Pc	44,58
	FIXGHIERA40/9	Back fixing ring, B40 H8 M10	Machining steel (CNC)	1 Pc	16,36
	PVTB/9	Fixing stud, 16/22 mm glass, B32	Machining steel (CNC)	1 Pc	50,16
	PVTS/9	Countersunk fixing connector, 18/24 mm glass, B32	Machining steel (CNC)	1 Pc	50,16
	MQ602-AISI316/8	Square column for fixing with clamps, B50 H970	Brushed steel	1 Pc	332,50
	MQ602-AISI316/15	Square column for fixing with clamps, B50 H970	Polished steel	1 Pc	405,46
	MQ702-AISI316/8	Square column for fixing with clamps, B50 H970	Brushed steel	1 Pc	332,50
	MQ702-AISI316/15	Square column for fixing with clamps, B50 H970	Polished steel	1 Pc	405,46
	MQC72-AISI316/8	Square column for fixing with clamps, B50 Hmax1100	Brushed steel	1 Pc	361,22
	MQC72-AISI316/15	Square column for fixing with clamps, B50 Hmax1100	Polished steel	1 Pc	431,72
	MQ606LIN-316/8	Square column for fixing with clamps, B50 H970	Brushed steel	1 Pc	339,64
	MQ606LIN-316/15	Square column for fixing with clamps, B50 H970	Polished steel	1 Pc	418,88
	MQ706LIN-316/8	Square column for fixing with clamps, B50 H970	Brushed steel	1 Pc	339,64
	MQ706LIN-316/15	Square column for fixing with clamps, B50 H970	Polished steel	1 Pc	418,88
	MQC76LIN-316/8	Square column for fixing with clamps, B50 Hmax1100	Brushed steel	1 Pc	368,34
	MQC76LIN-316/15	Square column for fixing with clamps, B50 Hmax1100	Polished steel	1 Pc	438,86
	MQ60490-316/8	Square column for fixing with clamps, B50 H970	Brushed steel	1 Pc	339,64
	MQ60490-316/15	Square column for fixing with clamps, B50 H970	Polished steel	1 Pc	418,88
	MQ70490-316/8	Square column for fixing with clamps, B50 H970	Brushed steel	1 Pc	339,64
	MQ70490-316/15	Square column for fixing with clamps, B50 H970	Polished steel	1 Pc	418,88
MQC7490-316/8	Square column for fixing with clamps, B50 Hmax1100	Brushed steel	1 Pc	368,34	
MQC7490-316/15	Square column for fixing with clamps, B50 Hmax1100	Polished steel	1 Pc	438,86	

	Art.	Description	Finish	Qty	EURO	
	MGSR31/8	CARRÉ series clamp, 17.5-21.5 mm glass, B65 H65 L42.2	Brushed steel	1 Pc	82,20	
	MGSR31/15	CARRÉ series clamp, 17.5-21.5 mm glass, B65 H65 L42.2	Polished steel	1 Pc	89,16	
	MGSR31255/8	CARRÉ series clamp, 25.5 mm glass, B65 H65 L45.2	Brushed steel	1 Pc	86,60	
	MGSR31255/15	CARRÉ series clamp, 25.5 mm glass, B65 H65 L45.2	Polished steel	1 Pc	88,96	
	MGSR11/8	CARRÉ series clamp, 8-10-11.5-13.5 mm glass, B55 H55 L32	Brushed steel	1 Pc	59,52	
	MGSR11/15	CARRÉ series clamp, 8-10-11.5-13.5 mm glass, B55 H55 L32	Polished steel	1 Pc	63,70	
	MGSR13/8	CARRÉ series clamp for tubular Ø42, 8-10-11.5-13.5 mm glass, B55 H55 L32	Brushed steel	1 Pc	63,62	
	MGSR13/15	CARRÉ series clamp for tubular Ø42, 8-10-11.5-13.5 mm glass, B55 H55 L32	Polished steel	1 Pc	66,20	
	MGSR01/8	CARRÉ series clamp, 6-8-10 mm glass, B45 H45 L30	Brushed steel	1 Pc	37,18	
	MGSR01/15	CARRÉ series clamp, 6-8-10 mm glass, B45 H45 L30	Polished steel	1 Pc	40,02	
	MGS21/8	BALLON series clamp, 17.5-21.5 mm glass, B60 H70 L43	Brushed steel	1 Pc	73,10	
	MGS21/15	BALLON series clamp, 17.5-21.5 mm glass, B60 H70 L43	Polished steel	1 Pc	75,84	
	MGS21255/8	BALLON series clamp, 25.5 mm glass, B60 H70 L47	Brushed steel	1 Pc	73,10	
	MGS21255/15	BALLON series clamp, 25.5 mm glass, B60 H70 L47	Polished steel	1 Pc	75,84	
	MS1207.006/8	BALLON series clamp, 6 mm glass, B45 H63 L30	Brushed steel	1 Pc	25,54	
	MS1207.006/15	BALLON series clamp, 6 mm glass, B45 H63 L30	Polished steel	1 Pc	29,62	
	MS1207.008/8	BALLON series clamp, 8 mm glass, B45 H63 L30	Brushed steel	1 Pc	25,54	
	MS1207.008/15	BALLON series clamp, 8 mm glass, B45 H63 L30	Polished steel	1 Pc	29,62	
	MS1207.087/8	BALLON series clamp, 8.7 mm glass, B45 H63 L30	Brushed steel	1 Pc	25,54	
	MS1207.087/15	BALLON series clamp, 8.7 mm glass, B45 H63 L30	Polished steel	1 Pc	29,62	
	MS1207.010/8	BALLON series clamp, 10 mm glass, B45 H63 L30	Brushed steel	1 Pc	25,54	
	MS1207.010/15	BALLON series clamp, 10 mm glass, B45 H63 L30	Polished steel	1 Pc	29,62	
	MS1207.107/8	BALLON series clamp, 10.7 mm glass, B45 H63 L30	Brushed steel	1 Pc	25,54	
	MS1207.107/15	BALLON series clamp, 10.7 mm glass, B45 H63 L30	Polished steel	1 Pc	29,62	
	MS1207.012/8	BALLON series clamp, 12 mm glass, B45 H63 L30	Brushed steel	1 Pc	25,54	
	MS1207.012/15	BALLON series clamp, 12 mm glass, B45 H63 L30	Polished steel	1 Pc	29,62	
	MS1207.127/8	BALLON series clamp, 12.7 mm glass, B45 H63 L30	Brushed steel	1 Pc	25,54	
	MS1207.127/15	BALLON series clamp, 12.7 mm glass, B45 H63 L30	Polished steel	1 Pc	29,62	
		MS1250/8	BALLON series clamp, 6/12.7 mm glass, B45 H63 L26	Brushed steel	1 Pc	47,00
		MS1250/15	BALLON series clamp, 6/12.7 mm glass, B45 H63 L26	Polished steel	1 Pc	50,02
	MA402/8	Trapezoidal clamp, for 15/21.5 mm glass	Brushed steel	1 Pc	54,40	
	MA402/15	Trapezoidal clamp, for 15/21.5 mm glass	Polished steel	1 Pc	58,68	
	MBLK90/8	90° clamp, for 17.5/21.5 mm glass	Brushed steel	1 Pc	109,98	
	MBLK90/15	90° clamp, for 17.5/21.5 mm glass	Polished steel	1 Pc	116,10	
	MBLK180/8	180° clamp, for 17.5/21.5 mm glass	Brushed steel	1 Pc	100,98	
	MBLK180/15	180° clamp, for 17.5/21.5 mm glass	Polished steel	1 Pc	108,46	


	Art.	Description	Finish	Qty	EURO	
	MONACC/8	Spare parts set for columns	Brushed steel	1 Pc	44,50	
	MONACC/15	Spare parts set for columns	Polished steel	1 Pc	43,64	
	MONCH16	Wrench for columns		1 Pc	148,20	
	UT300	Pin wrench with Ø 2.9 mm pins		1 Pc	56,16	
	UTC300R	2 spare pins, B2.9		1 Pc	18,78	
	UT250	Pin wrench with Ø 2.4 mm pins		1 Pc	54,40	
	UTC250R	2 spare pins, B2.4		1 Pc	18,78	
	UT200	Pin wrench with Ø 1.9 mm pins		1 Pc	56,16	
	UTC200R	2 spare pins, B1.9		1 Pc	18,78	
	▶ CORLM1760C/10	Rounded structural handrail kit, 16.7/17.5 mm glass, B43 H41 L6000	Raw finish	1 Pc	399,74	
	▶ CORLM1760C/97	Rounded structural handrail kit, 16.7/17.5 mm glass, B43 H41 L6000	Matt aluminium	1 Pc	592,00	
	▶ CORLM1730C/10	Rounded structural handrail kit, 16.7/17.5 mm glass, B43 H41 L3000	Raw finish	1 Pc	215,96	
	▶ CORLM1730C/97	Rounded structural handrail kit, 16.7/17.5 mm glass, B43 H41 L3000	Matt aluminium	1 Pc	312,10	
	▶ CORLM2160C/10	Rounded structural handrail kit, 20.7/21.5 mm glass, B47 H41 L6000	Raw finish	1 Pc	422,58	
	▶ CORLM2160C/97	Rounded structural handrail kit, 20.7/21.5 mm glass, B47 H41 L6000	Matt aluminium	1 Pc	632,24	
	▶ CORLM2130C/10	Rounded structural handrail kit, 20.7/21.5 mm glass, B47 H41 L3000	Raw finish	1 Pc	227,40	
	▶ CORLM2130C/97	Rounded structural handrail kit, 20.7/21.5 mm glass, B47 H41 L3000	Matt aluminium	1 Pc	332,22	
	▶ CORLM2560C/10	Rounded structural handrail kit, 24.7/25.5 mm glass, B51 H41 L6000	Raw finish	1 Pc	443,64	
	▶ CORLM2560C/97	Rounded structural handrail kit, 24.7/25.5 mm glass, B51 H41 L6000	Matt aluminium	1 Pc	663,76	
	▶ CORLM2530C/10	Rounded structural handrail kit, 24.7/25.5 mm glass, B51 H41 L3000	Raw finish	1 Pc	238,68	
	▶ CORLM2530C/97	Rounded structural handrail kit, 24.7/25.5 mm glass, B51 H41 L3000	Matt aluminium	1 Pc	348,74	
	▶ CORLM1760S/10	Square structural handrail kit, 16.7/17.5 mm glass, B43 H41 L6000	Raw finish	1 Pc	444,10	
	▶ CORLM1760S/97	Square structural handrail kit, 16.7/17.5 mm glass, B43 H41 L6000	Matt aluminium	1 Pc	670,16	
	▶ CORLM1730S/10	Square structural handrail kit, 16.7/17.5 mm glass, B43 H41 L3000	Raw finish	1 Pc	238,16	
	▶ CORLM1730S/97	Square structural handrail kit, 16.7/17.5 mm glass, B43 H41 L3000	Matt aluminium	1 Pc	351,16	
	▶ CORLM2160S/10	Square structural handrail kit, 20.7/21.5 mm glass, B47 H41 L6000	Raw finish	1 Pc	467,24	
	▶ CORLM2160S/97	Square structural handrail kit, 20.7/21.5 mm glass, B47 H41 L6000	Matt aluminium	1 Pc	710,90	
	▶ CORLM2130S/10	Square structural handrail kit, 20.7/21.5 mm glass, B47 H41 L3000	Raw finish	1 Pc	249,72	
	▶ CORLM2130S/97	Square structural handrail kit, 20.7/21.5 mm glass, B47 H41 L3000	Matt aluminium	1 Pc	371,54	
	▶ CORLM2560S/10	Square structural handrail kit, 24.7/25.5 mm glass, B51 H41 L6000	Raw finish	1 Pc	490,54	
	▶ CORLM2560S/97	Square structural handrail kit, 24.7/25.5 mm glass, B51 H41 L6000	Matt aluminium	1 Pc	746,38	
	▶ CORLM2530S/10	Square structural handrail kit, 24.7/25.5 mm glass, B51 H41 L3000	Raw finish	1 Pc	262,14	
	▶ CORLM2530S/97	Square structural handrail kit, 24.7/25.5 mm glass, B51 H41 L3000	Matt aluminium	1 Pc	390,04	











Art.	Description	Finish	Qty	EURO
▶ CORLM01/10	Rounded handrail profile, 16.7/17.5 mm glass, B43 H41 L6000	Raw finish	1 Pc	346,66
▶ CORLM01/97	Rounded handrail profile, 16.7/17.5 mm glass, B43 H41 L6000	Matt aluminium	1 Pc	446,50
▶ CORLM03/10	Rounded handrail profile, 16.7/17.5 mm glass, B43 H41 L3000	Raw finish	1 Pc	187,08
▶ CORLM03/97	Rounded handrail profile, 16.7/17.5 mm glass, B43 H41 L3000	Matt aluminium	1 Pc	239,34
▶ CORLM05/10	Rounded handrail profile, 20.7/21.5 mm glass, B47 H41 L6000	Raw finish	1 Pc	377,86
▶ CORLM05/97	Rounded handrail profile, 20.7/21.5 mm glass, B47 H41 L6000	Matt aluminium	1 Pc	486,72
▶ CORLM07/10	Rounded handrail profile, 20.7/21.5 mm glass, B47 H41 L3000	Raw finish	1 Pc	202,68
▶ CORLM07/97	Rounded handrail profile, 20.7/21.5 mm glass, B47 H41 L3000	Matt aluminium	1 Pc	259,46
▶ CORLM255C.60/10	Rounded handrail profile, 24.7/25.5 mm glass, B51 H41 L6000	Raw finish	1 Pc	323,70
▶ CORLM255C.60/97	Rounded handrail profile, 24.7/25.5 mm glass, B51 H41 L6000	Matt aluminium	1 Pc	519,86
▶ CORLM255C.30/10	Rounded handrail profile, 24.7/25.5 mm glass, B51 H41 L3000	Raw finish	1 Pc	185,90
▶ CORLM255C.30/97	Rounded handrail profile, 24.7/25.5 mm glass, B51 H41 L3000	Matt aluminium	1 Pc	285,62























▶ CORLM09/10	Square handrail profile, 16.7/17.5 mm glass, B43 H41 L6000	Raw finish	1 Pc	407,26
▶ CORLM09/97	Square handrail profile, 16.7/17.5 mm glass, B43 H41 L6000	Matt aluminium	1 Pc	524,64
▶ CORLM11/10	Square handrail profile, 16.7/17.5 mm glass, B43 H41 L3000	Raw finish	1 Pc	217,38
▶ CORLM11/97	Square handrail profile, 16.7/17.5 mm glass, B43 H41 L3000	Matt aluminium	1 Pc	278,42
▶ CORLM13/10	Square handrail profile, 20.7/21.5 mm glass, B47 H41 L6000	Raw finish	1 Pc	438,88
▶ CORLM13/97	Square handrail profile, 20.7/21.5 mm glass, B47 H41 L6000	Matt aluminium	1 Pc	565,40
▶ CORLM15/10	Square handrail profile, 20.7/21.5 mm glass, B47 H41 L3000	Raw finish	1 Pc	233,18
▶ CORLM15/97	Square handrail profile, 20.7/21.5 mm glass, B47 H41 L3000	Matt aluminium	1 Pc	298,78
▶ CORLM255S.60/10	Square handrail profile, 24.7/25.5 mm glass, B51 H41 L6000	Raw finish	1 Pc	373,50
▶ CORLM255S.60/97	Square handrail profile, 24.7/25.5 mm glass, B51 H41 L6000	Matt aluminium	1 Pc	599,98
▶ CORLM255S.30/10	Square handrail profile, 24.7/25.5 mm glass, B51 H41 L3000	Raw finish	1 Pc	211,60
▶ CORLM255S.30/97	Square handrail profile, 24.7/25.5 mm glass, B51 H41 L3000	Matt aluminium	1 Pc	326,20




CORLM17/10	Closed cap rounded handrail, B41 H43	Raw finish	1 Pc	6,16
CORLM17/97	Closed cap rounded handrail, B41 H43	Matt aluminium	1 Pc	15,52
CORLM19/10	Closed cap rounded handrail, B41 H47	Raw finish	1 Pc	6,16
CORLM19/97	Closed cap rounded handrail, B41 H47	Matt aluminium	1 Pc	15,52
CORLM55/10	Closed cap rounded handrail, B41 H51	Raw finish	1 Pc	6,16
CORLM55/97	Closed cap rounded handrail, B41 H51	Matt aluminium	1 Pc	15,52

	Art.	Description	Finish	Qty	EURO
	CORLM21/10	Closed cap square handrail, B41 H43	Raw finish	1 Pc	6,16
	CORLM21/97	Closed cap square handrail, B41 H43	Matt aluminium	1 Pc	15,52
	CORLM23/10	Closed cap square handrail, B41 H47	Raw finish	1 Pc	6,16
	CORLM23/97	Closed cap square handrail, B41 H47	Matt aluminium	1 Pc	15,52
	CORLM57/10	Closed cap square handrail, B41 H51	Raw finish	1 Pc	6,16
	CORLM57/97	Closed cap square handrail, B41 H51	Matt aluminium	1 Pc	15,52
	CORLM25/10	Open cap rounded handrail, 16.7/17.5 mm glass, B41 H43	Raw finish	1 Pc	6,16
	CORLM25/97	Open cap rounded handrail, 16.7/17.5 mm glass, B41 H43	Matt aluminium	1 Pc	15,52
	CORLM27/10	Open cap rounded handrail, 20.7/21.5 mm glass, B41 H47	Raw finish	1 Pc	6,16
	CORLM27/97	Open cap rounded handrail, 20.7/21.5 mm glass, B41 H47	Matt aluminium	1 Pc	15,52
	CORLM59/10	Open cap rounded handrail, 24.7/25.5 mm glass, B41 H51	Raw finish	1 Pc	6,16
	CORLM59/97	Open cap rounded handrail, 24.7/25.5 mm glass, B41 H51	Matt aluminium	1 Pc	15,52
	CORLM29/10	Open cap square handrail, 16.7/17.5 mm glass, B41 H43	Raw finish	1 Pc	6,16
	CORLM29/97	Open cap square handrail, 16.7/17.5 mm glass, B41 H43	Matt aluminium	1 Pc	15,52
	CORLM31/10	Open cap square handrail, 20.7/21.5 mm glass, B41 H47	Raw finish	1 Pc	6,16
	CORLM31/97	Open cap square handrail, 20.7/21.5 mm glass, B41 H47	Matt aluminium	1 Pc	15,52
	CORLM61/10	Open cap square handrail, 24.7/25.5 mm glass, B41 H51	Raw finish	1 Pc	6,16
	CORLM61/97	Open cap square handrail, 24.7/25.5 mm glass, B41 H51	Matt aluminium	1 Pc	15,52
	CORLM33	Pressor for CORLM		1 Pc	3,60
	CORLM35	Angle junction bracket, B50 H50 L4		1 Pc	29,06
	CORLM37	Straight junction bracket, B11.5 H80 L4		1 Pc	37,30
	CORLM39	Plug for wall anchoring, B21.5 H17.5 L20		1 Pc	3,32
	CORLM39B	Plug for wall anchoring, B25.5 H25.5 L20		1 Pc	10,04
	CORLM41	Glass clamping seal		1 m	10,98

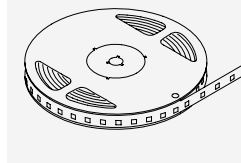
	Art.	Description	Finish	Qty	EURO
	GTUP2	Glass holder seal, H2	Transparent	1 m	1,38
	GTUP3	Glass holder seal, H3	Transparent	1 m	1,56
	GTUP4	Glass holder seal, H4	Transparent	1 m	1,92
	GTUP5	Glass holder seal, H5	Transparent	1 m	2,66
	GTUP6	Glass holder seal, H6	Transparent	1 m	3,76
	GTUP2G	Glass holder seal, H2	Embossed	1 m	2,04
	GTUP3G	Glass holder seal, H3	Embossed	1 m	2,32
	GTUP4G	Glass holder seal, H4	Embossed	1 m	2,60
	GTUP5G	Glass holder seal, H5	Embossed	1 m	2,94
	GTUP6G	Glass holder seal, H6	Embossed	1 m	4,34
	GTUP2N	Glass holder seal, H2	Matt black	1 m	1,38
	GTUP3N	Glass holder seal, H3	Matt black	1 m	1,56
	GTUP4N	Glass holder seal, H4	Matt black	1 m	1,92
	GTUP5N	Glass holder seal, H5	Matt black	1 m	2,66
	GTUP6N	Glass holder seal, H6	Matt black	1 m	3,76
		CORLM43	4 self-drilling screws		1 Pc
	CORLM45	Wrench for tightening pressors		1 Pc	14,68
	CORF50/8	Flush-fit handrail, B42.5 L3000	Brushed steel	1 Pc	226,56
	CORFGM175	Gasket for flush-fit handrail, 17.5 mm glass	Matt black	1 m	14,86
	CORFGM215	Gasket for flush-fit handrail, 21.5 mm glass	Matt black	1 m	9,64
	CORF50357/8	Straight junction for flush-fit handrail	Brushed steel	1 Pc	27,08
	CORF50359/8	Corner junction for flush-fit handrail	Brushed steel	1 Pc	42,38
	CORF-UP25-55/8	Corner junction adjustable upwards	Brushed steel	1 Pc	62,98
	CORF-DOW25-55/8	Adjustable corner junction downwards	Brushed steel	1 Pc	64,24
	CORF50364/8	End cap for flush-fit handrail	Brushed steel	1 Pc	19,52

	Art.	Description	Finish	Qty	EURO
	CORFT42316/8	Tubular handrail, B42.4 L3000	Brushed steel	1 Pc	235,90
	CORFGLT4101/8	Straight junction for tubular handrail	Brushed steel	1 Pc	14,20
	CORFCR4140/8	Articulated junction for tubular handrail	Brushed steel	1 Pc	60,52
	CORF-52027/8	Adjustable corner junction for tubular handrail	Brushed steel	1 Pc	49,26
	CORFPP3110/8	Wall flange for tubular handrail	Brushed steel	1 Pc	30,10
	CORFTT4301/8	End cap for tubular handrail	Brushed steel	1 Pc	9,30
	CORFAV44106/8	Articulated glass fixing for tubular handrail	Brushed steel	1 Pc	40,18
	CORFAM3075/8	Articulated wall fixing for tubular handrail	Brushed steel	1 Pc	30,72
	CPR66/8	Steel finishing profile, 13.5 mm glass, B17.5 L2500	Brushed steel	1 Pc	78,22
	CPR66/15	Steel finishing profile, 13.5 mm glass, B17.5 L2500	Polished steel	1 Pc	78,22
	CPR88/8	Steel finishing profile, 17.5 mm glass, B21.5 L2500	Brushed steel	1 Pc	82,26
	CPR88/15	Steel finishing profile, 17.5 mm glass, B21.5 L2500	Polished steel	1 Pc	82,26
	CPR1010/8	Steel finishing profile, 21.5 mm glass, B25.5 L2500	Brushed steel	1 Pc	85,92
	CPR1010/15	Steel finishing profile, 21.5 mm glass, B25.5 L2500	Polished steel	1 Pc	85,92
	CPR1212/8	Steel finishing profile, 25.5 mm glass, B29.5 L2500	Brushed steel	1 Pc	111,56
	CPR1212/15	Steel finishing profile, 25.5 mm glass, B29.5 L2500	Polished steel	1 Pc	111,56
	CPRAL66/10	Aluminium finishing profile, 13.5 mm glass, B17.6 L3000	Raw finish	1 Pc	21,20
	CPRAL66/97	Aluminium finishing profile, 13.5 mm glass, B17.6 L3000	Matt aluminium	1 Pc	32,30
	CPRAL66/RAL	Aluminium finishing profile, 13.5 mm glass, B17.6 L3000	RAL9010 polished white	1 Pc	52,64
	CPRAL88/10	Aluminium finishing profile, 17.5 mm glass, B21.6 L3000	Raw finish	1 Pc	23,48
	CPRAL88/97	Aluminium finishing profile, 17.5 mm glass, B21.6 L3000	Matt aluminium	1 Pc	35,70
	CPRAL88/RAL	Aluminium finishing profile, 17.5 mm glass, B21.6 L3000	RAL9010 polished white	1 Pc	58,20
	CPRAL1010/10	Aluminium finishing profile, 21.5 mm glass, B25.6 L3000	Raw finish	1 Pc	27,30
	CPRAL1010/97	Aluminium finishing profile, 21.5 mm glass, B25.6 L3000	Matt aluminium	1 Pc	42,90

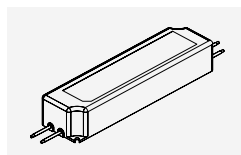
Art.	Description	Finish	Qty	EURO
CPRAL1010/RAL	Aluminium finishing profile, 21.5 mm glass, B25.6 L3000	RAL9010 polished white	1 Pc	72,10
CPRAL1212/10	Aluminium finishing profile, 25.5 mm glass, B29.6 L3000	Raw finish	1 Pc	29,66
CPRAL1212/97	Aluminium finishing profile, 25.5 mm glass, B29.6 L3000	Matt aluminium	1 Pc	46,72
CPRAL1212/RAL	Aluminium finishing profile, 25.5 mm glass, B29.6 L3000	RAL9010 polished white	1 Pc	78,18



CPRAL66TP/10	Finishing cap for CPRAL, B17.6 H9 L1	Raw finish	1 Pc	4,22
CPRAL66TP/97	Finishing cap for CPRAL, B17.6 H9 L1	Matt aluminium	1 Pc	8,74
CPRAL66TP/RAL	Finishing cap for CPRAL, B17.6 H9 L1	RAL9010 polished white	1 Pc	6,36
CPRAL88TP/10	Finishing cap for CPRAL, B21.6 H9 L1	Raw finish	1 Pc	3,16
CPRAL88TP/97	Finishing cap for CPRAL, B21.6 H9 L1	Matt aluminium	1 Pc	7,72
CPRAL88TP/RAL	Finishing cap for CPRAL, B21.6 H9 L1	RAL9010 polished white	1 Pc	5,28
CPRAL1010TP/10	Finishing cap for CPRAL, B25.6 H9 L1	Raw finish	1 Pc	3,16
CPRAL1010TP/97	Finishing cap for CPRAL, B25.6 H9 L1	Matt aluminium	1 Pc	7,72
CPRAL1010TP/RAL	Finishing cap for CPRAL, B25.6 H9 L1	RAL9010 polished white	1 Pc	5,28
CPRAL1212TP/10	Finishing cap for CPRAL, B29.6 H9 L1	Raw finish	1 Pc	5,30
CPRAL1212TP/97	Finishing cap for CPRAL, B29.6 H9 L1	Matt aluminium	1 Pc	9,46
CPRAL1212TP/RAL	Finishing cap for CPRAL, B29.6 H9 L1	RAL9010 polished white	1 Pc	7,42



LEDST001	LED strip 1 IP66 for glass backlight, Roll L5000 mm		1 Pc	215,32
----------	---	--	------	--------

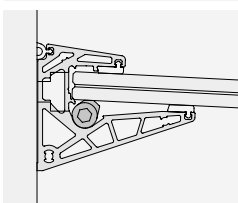


LED24035IP	Power supply 24V DC 35 W IP67		1 Pc	97,40
LED24060IP	Power supply 24V DC 60 W IP67		1 Pc	109,78
LED24100IP	Power supply 24V DC 100 W IP67		1 Pc	179,52
LED24150IP	Power supply 24V DC 150 W IP67		1 Pc	288,14

PRICE LIST **OUTDOORS**

- 1
- 2**
- 3
- 4
- 5
- 6

- Canopies
- Sliding doors
- Facades



Art.	Description	Finish	Qty	EURO
▶ PENKIT30/10	La Pensilina kit, for 16.7/17.5 mm glass, L3000	Raw finish	1 Pc	972,34
▶ PENKIT30/88	La Pensilina kit, for 16.7/17.5 mm glass, L3000	Brushed steel effect alu.	1 Pc	1.173,78
▶ PENKIT30/97	La Pensilina kit, for 16.7/17.5 mm glass, L3000	Matt aluminium	1 Pc	1.026,52
▶ PENKIT30/RAL	La Pensilina kit, for 16.7/17.5 mm glass, L3000	RAL9010 polished white	1 Pc	1.173,78
▶ PENKIT20/10	La Pensilina kit, for 16.7/17.5 mm glass, L2000	Raw finish	1 Pc	648,76
▶ PENKIT20/88	La Pensilina kit, for 16.7/17.5 mm glass, L2000	Brushed steel effect alu.	1 Pc	783,10
▶ PENKIT20/97	La Pensilina kit, for 16.7/17.5 mm glass, L2000	Matt aluminium	1 Pc	684,36
▶ PENKIT20/RAL	La Pensilina kit, for 16.7/17.5 mm glass, L2000	RAL9010 polished white	1 Pc	783,10
▶ PENKIT15/10	La Pensilina kit, for 16.7/17.5 mm glass, L1500	Raw finish	1 Pc	487,02
▶ PENKIT15/88	La Pensilina kit, for 16.7/17.5 mm glass, L1500	Brushed steel effect alu.	1 Pc	587,74
▶ PENKIT15/97	La Pensilina kit, for 16.7/17.5 mm glass, L1500	Matt aluminium	1 Pc	513,26
▶ PENKIT15/RAL	La Pensilina kit, for 16.7/17.5 mm glass, L1500	RAL9010 polished white	1 Pc	587,74
▶ PENKIT10/10	La Pensilina kit, for 16.7/17.5 mm glass, L1000	Raw finish	1 Pc	325,22
▶ PENKIT10/88	La Pensilina kit, for 16.7/17.5 mm glass, L1000	Brushed steel effect alu.	1 Pc	392,38
▶ PENKIT10/97	La Pensilina kit, for 16.7/17.5 mm glass, L1000	Matt aluminium	1 Pc	342,16
▶ PENKIT10/RAL	La Pensilina kit, for 16.7/17.5 mm glass, L1000	RAL9010 polished white	1 Pc	392,38




▶ PENP10/10	La Pensilina profile, B100 H80 L1000	Raw finish	1 Pc	272,84
▶ PENP10/88	La Pensilina profile, B100 H80 L1000	Brushed steel effect alu.	1 Pc	315,74
▶ PENP10/97	La Pensilina profile, B100 H80 L1000	Matt aluminium	1 Pc	284,20
▶ PENP10/RAL	La Pensilina profile, B100 H80 L1000	RAL9010 polished white	1 Pc	296,02
▶ PENP15/10	La Pensilina profile, B100 H80 L1500	Raw finish	1 Pc	425,82
▶ PENP15/88	La Pensilina profile, B100 H80 L1500	Brushed steel effect alu.	1 Pc	504,66
▶ PENP15/97	La Pensilina profile, B100 H80 L1500	Matt aluminium	1 Pc	456,10
▶ PENP15/RAL	La Pensilina profile, B100 H80 L1500	RAL9010 polished white	1 Pc	484,14
▶ PENP20/10	La Pensilina profile, B100 H80 L2000	Raw finish	1 Pc	579,10
▶ PENP20/88	La Pensilina profile, B100 H80 L2000	Brushed steel effect alu.	1 Pc	695,82
▶ PENP20/97	La Pensilina profile, B100 H80 L2000	Matt aluminium	1 Pc	627,68
▶ PENP20/RAL	La Pensilina profile, B100 H80 L2000	RAL9010 polished white	1 Pc	669,90
▶ PENP30/10	La Pensilina profile, B100 H80 L3000	Raw finish	1 Pc	884,92
▶ PENP30/88	La Pensilina profile, B100 H80 L3000	Brushed steel effect alu.	1 Pc	1.080,72
▶ PENP30/97	La Pensilina profile, B100 H80 L3000	Matt aluminium	1 Pc	979,80
▶ PENP30/RAL	La Pensilina profile, B100 H80 L3000	RAL9010 polished white	1 Pc	1.051,86









PENGRY	La Pensilina glass fixing set	Matt black	1 Pc	17,74
--------	-------------------------------	------------	------	-------

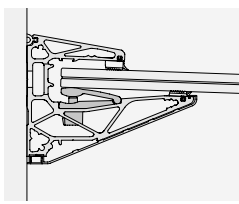


PENC01SIAEST/6	La Pensilina 2 shear pins	Matt black	1 Pc	15,36
----------------	---------------------------	------------	------	-------

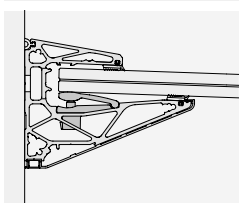


PENCH	Wrench for La Pensilina locking cam		1 Pc	6,32
-------	-------------------------------------	--	------	------

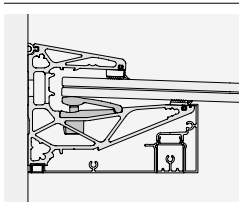
	Art.	Description	Finish	Qty	EURO
	PENG03	Wall sealing gasket	Grey	1 m	7,34
	PENG03.60	Wall sealing gasket, Roll 60 m	Grey	1 Pc	385,04
	DFP88G01/6	Gasket with short lip	Matt black	1 m	8,32
	DFP88G01/97	Gasket with short lip	Matt aluminium	1 m	8,32
	DFP88G01.03/6	Gasket with short lip, profile 3 m	Matt black	1 Pc	24,60
	DFP88G01.03/97	Gasket with short lip, profile 3 m	Matt aluminium	1 Pc	24,60
	DFP88G01.60/6	Gasket with short lip, roll 60 m	Matt black	1 Pc	435,38
	DFP88G01.60/97	Gasket with short lip, roll 60 m	Matt aluminium	1 Pc	435,38
	PENG01	Flat gasket	Grey	1 m	7,66
	PENG01.60	Flat gasket, roll 60 m	Grey	1 Pc	406,36
	PENT01/10	La Pensilina 2 finishing caps	Raw finish	1 Pc	24,04
	PENT01/88	La Pensilina 2 finishing caps	Brushed steel effect alu.	1 Pc	52,20
	PENT01/97	La Pensilina 2 finishing caps	Matt aluminium	1 Pc	51,56
	PENT01/RAL	La Pensilina 2 finishing caps	RAL9010 polished white	1 Pc	69,54
	PENT03/10	La Pensilina 2 finishing caps with screws	Raw finish	1 Pc	51,88
	PENT03/88	La Pensilina 2 finishing caps with screws	Brushed steel effect alu.	1 Pc	74,78
	PENT03/97	La Pensilina 2 finishing caps with screws	Matt aluminium	1 Pc	74,32
	PENT03/RAL	La Pensilina 2 finishing caps with screws	RAL9010 polished white	1 Pc	89,58
	PENT05/10	La Pensilina 2 open finishing caps	Raw finish	1 Pc	51,88
	PENT05/88	La Pensilina 2 open finishing caps	Brushed steel effect alu.	1 Pc	74,78
	PENT05/97	La Pensilina 2 open finishing caps	Matt aluminium	1 Pc	74,32
	PENT05/RAL	La Pensilina 2 open finishing caps	RAL9010 polished white	1 Pc	89,58
	PENTAGLIO	Linear cut on PEN/PENL profiles		1 Pc	44,24




Art.	Description	Finish	Qty	EURO
▶ PENLKIT88.60/10	LUMIA 88 kit inclined bottom cover, 16.7/17.5 mm glass, L6000	Raw finish	1 Pc	2.746,44
▶ PENLKIT88.60/88	LUMIA 88 kit inclined bottom cover, 16.7/17.5 mm glass, L6000	Brushed steel effect alu.	1 Pc	3.552,24
▶ PENLKIT88.60/97	LUMIA 88 kit inclined bottom cover, 16.7/17.5 mm glass, L6000	Matt aluminium	1 Pc	3.177,92
▶ PENLKIT88.60/RAL	LUMIA 88 kit inclined bottom cover, 16.7/17.5 mm glass, L6000	RAL9010 polished white	1 Pc	3.542,14
▶ PENLKIT88.30/10	LUMIA 88 kit inclined bottom cover, 16.7/17.5 mm glass, L3000	Raw finish	1 Pc	1.414,22
▶ PENLKIT88.30/88	LUMIA 88 kit inclined bottom cover, 16.7/17.5 mm glass, L3000	Brushed steel effect alu.	1 Pc	1.897,88
▶ PENLKIT88.30/97	LUMIA 88 kit inclined bottom cover, 16.7/17.5 mm glass, L3000	Matt aluminium	1 Pc	1.691,00
▶ PENLKIT88.30/RAL	LUMIA 88 kit inclined bottom cover, 16.7/17.5 mm glass, L3000	RAL9010 polished white	1 Pc	1.840,94
▶ PENLKIT88.20/10	LUMIA 88 kit inclined bottom cover, 16.7/17.5 mm glass, L2000	Raw finish	1 Pc	957,94
▶ PENLKIT88.20/88	LUMIA 88 kit inclined bottom cover, 16.7/17.5 mm glass, L2000	Brushed steel effect alu.	1 Pc	1.337,44
▶ PENLKIT88.20/97	LUMIA 88 kit inclined bottom cover, 16.7/17.5 mm glass, L2000	Matt aluminium	1 Pc	1.186,30
▶ PENLKIT88.20/RAL	LUMIA 88 kit inclined bottom cover, 16.7/17.5 mm glass, L2000	RAL9010 polished white	1 Pc	1.264,08
▶ PENLKIT88.15/10	LUMIA 88 kit inclined bottom cover, 16.7/17.5 mm glass, L1498	Raw finish	1 Pc	742,52
▶ PENLKIT88.15/88	LUMIA 88 kit inclined bottom cover, 16.7/17.5 mm glass, L1498	Brushed steel effect alu.	1 Pc	984,34
▶ PENLKIT88.15/97	LUMIA 88 kit inclined bottom cover, 16.7/17.5 mm glass, L1498	Matt aluminium	1 Pc	878,36
▶ PENLKIT88.15/RAL	LUMIA 88 kit inclined bottom cover, 16.7/17.5 mm glass, L1498	RAL9010 polished white	1 Pc	955,88



▶ PENLKIT1010.60/10	LUMIA 1010 kit inclined bottom cover, 20.7/21.5 mm glass, L6000	Raw finish	1 Pc	2.746,44
▶ PENLKIT1010.60/88	LUMIA 1010 kit inclined bottom cover, 20.7/21.5 mm glass, L6000	Brushed steel effect alu.	1 Pc	3.552,24
▶ PENLKIT1010.60/97	LUMIA 1010 kit inclined bottom cover, 20.7/21.5 mm glass, L6000	Matt aluminium	1 Pc	3.177,92
▶ PENLKIT1010.60/RAL	LUMIA 1010 kit inclined bottom cover, 20.7/21.5 mm glass, L6000	RAL9010 polished white	1 Pc	3.542,14
▶ PENLKIT1010.30/10	LUMIA 1010 kit inclined bottom cover, 20.7/21.5 mm glass, L3000	Raw finish	1 Pc	1.414,22
▶ PENLKIT1010.30/88	LUMIA 1010 kit inclined bottom cover, 20.7/21.5 mm glass, L3000	Brushed steel effect alu.	1 Pc	1.897,88
▶ PENLKIT1010.30/97	LUMIA 1010 kit inclined bottom cover, 20.7/21.5 mm glass, L3000	Matt aluminium	1 Pc	1.691,00
▶ PENLKIT1010.30/RAL	LUMIA 1010 kit inclined bottom cover, 20.7/21.5 mm glass, L3000	RAL9010 polished white	1 Pc	1.840,94
▶ PENLKIT1010.20/10	LUMIA 1010 kit inclined bottom cover, 20.7/21.5 mm glass, L2000	Raw finish	1 Pc	957,94
▶ PENLKIT1010.20/88	LUMIA 1010 kit inclined bottom cover, 20.7/21.5 mm glass, L2000	Brushed steel effect alu.	1 Pc	1.337,44
▶ PENLKIT1010.20/97	LUMIA 1010 kit inclined bottom cover, 20.7/21.5 mm glass, L2000	Matt aluminium	1 Pc	1.186,30
▶ PENLKIT1010.20/RAL	LUMIA 1010 kit inclined bottom cover, 20.7/21.5 mm glass, L2000	RAL9010 polished white	1 Pc	1.264,08
▶ PENLKIT1010.15/10	LUMIA 1010 kit inclined bottom cover, 20.7/21.5 mm glass, L1498	Raw finish	1 Pc	742,52
▶ PENLKIT1010.15/88	LUMIA 1010 kit inclined bottom cover, 20.7/21.5 mm glass, L1498	Brushed steel effect alu.	1 Pc	984,34
▶ PENLKIT1010.15/97	LUMIA 1010 kit inclined bottom cover, 20.7/21.5 mm glass, L1498	Matt aluminium	1 Pc	878,36
▶ PENLKIT1010.15/RAL	LUMIA 1010 kit inclined bottom cover, 20.7/21.5 mm glass, L1498	RAL9010 polished white	1 Pc	955,88








▶ PENLKITL88.60/10	LUMIA 88 kit functional lighting, 16.7/17.5 mm glass, L6000	Raw finish	1 Pc	3.035,36
▶ PENLKITL88.60/88	LUMIA 88 kit functional lighting, 16.7/17.5 mm glass, L6000	Brushed steel effect alu.	1 Pc	3.881,48
▶ PENLKITL88.60/97	LUMIA 88 kit functional lighting, 16.7/17.5 mm glass, L6000	Matt aluminium	1 Pc	3.512,12
▶ PENLKITL88.60/RAL	LUMIA 88 kit functional lighting, 16.7/17.5 mm glass, L6000	RAL9010 polished white	1 Pc	3.905,84
▶ PENLKITL88.30/10	LUMIA 88 kit functional lighting, 16.7/17.5 mm glass, L3000	Raw finish	1 Pc	1.600,76
▶ PENLKITL88.30/88	LUMIA 88 kit functional lighting, 16.7/17.5 mm glass, L3000	Brushed steel effect alu.	1 Pc	2.105,86
▶ PENLKITL88.30/97	LUMIA 88 kit functional lighting, 16.7/17.5 mm glass, L3000	Matt aluminium	1 Pc	1.898,80
▶ PENLKITL88.30/RAL	LUMIA 88 kit functional lighting, 16.7/17.5 mm glass, L3000	RAL9010 polished white	1 Pc	2.065,54
▶ PENLKITL88.20/10	LUMIA 88 kit functional lighting, 16.7/17.5 mm glass, L2000	Raw finish	1 Pc	1.106,54
▶ PENLKITL88.20/88	LUMIA 88 kit functional lighting, 16.7/17.5 mm glass, L2000	Brushed steel effect alu.	1 Pc	1.501,22
▶ PENLKITL88.20/97	LUMIA 88 kit functional lighting, 16.7/17.5 mm glass, L2000	Matt aluminium	1 Pc	1.348,32
▶ PENLKITL88.20/RAL	LUMIA 88 kit functional lighting, 16.7/17.5 mm glass, L2000	RAL9010 polished white	1 Pc	1.438,44
▶ PENLKITL88.15/10	LUMIA 88 kit functional lighting, 16.7/17.5 mm glass, L1498	Raw finish	1 Pc	872,10
▶ PENLKITL88.15/88	LUMIA 88 kit functional lighting, 16.7/17.5 mm glass, L1498	Brushed steel effect alu.	1 Pc	1.125,98






	Art.	Description	Finish	Qty	EURO
	▶ PENLKITL88.15/97	LUMIA 88 kit functional lighting, 16.7/17.5 mm glass, L1498	Matt aluminium	1 Pc	1.017,46
	▶ PENLKITL88.15/RAL	LUMIA 88 kit functional lighting, 16.7/17.5 mm glass, L1498	RAL9010 polished white	1 Pc	1.105,14
	▶ PENLKITL1010.60/10	LUMIA 1010 kit functional lighting, 20.7/21.5 mm glass, L6000	Raw finish	1 Pc	3.035,36
	▶ PENLKITL1010.60/88	LUMIA 1010 kit functional lighting, 20.7/21.5 mm glass, L6000	Brushed steel effect alu.	1 Pc	3.881,48
	▶ PENLKITL1010.60/97	LUMIA 1010 kit functional lighting, 20.7/21.5 mm glass, L6000	Matt aluminium	1 Pc	3.512,12
	▶ PENLKITL1010.60/RAL	LUMIA 1010 kit functional lighting, 20.7/21.5 mm glass, L6000	RAL9010 polished white	1 Pc	3.905,84
	▶ PENLKITL1010.30/10	LUMIA 1010 kit functional lighting, 20.7/21.5 mm glass, L3000	Raw finish	1 Pc	1.600,76
	▶ PENLKITL1010.30/88	LUMIA 1010 kit functional lighting, 20.7/21.5 mm glass, L3000	Brushed steel effect alu.	1 Pc	2.105,86
	▶ PENLKITL1010.30/97	LUMIA 1010 kit functional lighting, 20.7/21.5 mm glass, L3000	Matt aluminium	1 Pc	1.898,80
	▶ PENLKITL1010.30/RAL	LUMIA 1010 kit functional lighting, 20.7/21.5 mm glass, L3000	RAL9010 polished white	1 Pc	2.065,54
	▶ PENLKITL1010.20/10	LUMIA 1010 kit functional lighting, 20.7/21.5 mm glass, L2000	Raw finish	1 Pc	1.106,54
	▶ PENLKITL1010.20/88	LUMIA 1010 kit functional lighting, 20.7/21.5 mm glass, L2000	Brushed steel effect alu.	1 Pc	1.501,22
	▶ PENLKITL1010.20/97	LUMIA 1010 kit functional lighting, 20.7/21.5 mm glass, L2000	Matt aluminium	1 Pc	1.348,32
	▶ PENLKITL1010.20/RAL	LUMIA 1010 kit functional lighting, 20.7/21.5 mm glass, L2000	RAL9010 polished white	1 Pc	1.438,44
	▶ PENLKITL1010.15/10	LUMIA 1010 kit functional lighting, 20.7/21.5 mm glass, L1498	Raw finish	1 Pc	872,10
	▶ PENLKITL1010.15/88	LUMIA 1010 kit functional lighting, 20.7/21.5 mm glass, L1498	Brushed steel effect alu.	1 Pc	1.125,98
▶ PENLKITL1010.15/97	LUMIA 1010 kit functional lighting, 20.7/21.5 mm glass, L1498	Matt aluminium	1 Pc	1.017,46	
▶ PENLKITL1010.15/RAL	LUMIA 1010 kit functional lighting, 20.7/21.5 mm glass, L1498	RAL9010 polished white	1 Pc	1.105,14	
	▶ PENL.15/10	LUMIA profile, B153 H112 L1498	Raw finish	1 Pc	604,78
	▶ PENL.15/88	LUMIA profile, B153 H112 L1498	Brushed steel effect alu.	1 Pc	810,68
	▶ PENL.15/97	LUMIA profile, B153 H112 L1498	Matt aluminium	1 Pc	773,92
	▶ PENL.15/RAL	LUMIA profile, B153 H112 L1498	RAL9010 polished white	1 Pc	810,68
	▶ PENL.20/10	LUMIA profile, B153 H112 L2000	Raw finish	1 Pc	775,78
	▶ PENL.20/88	LUMIA profile, B153 H112 L2000	Brushed steel effect alu.	1 Pc	1.114,52
	▶ PENL.20/97	LUMIA profile, B153 H112 L2000	Matt aluminium	1 Pc	1.054,72
	▶ PENL.20/RAL	LUMIA profile, B153 H112 L2000	RAL9010 polished white	1 Pc	1.074,64
	▶ PENL.30/10	LUMIA profile, B153 H112 L3000	Raw finish	1 Pc	1.156,12
	▶ PENL.30/88	LUMIA profile, B153 H112 L3000	Brushed steel effect alu.	1 Pc	1.567,88
	▶ PENL.30/97	LUMIA profile, B153 H112 L3000	Matt aluminium	1 Pc	1.494,38
	▶ PENL.30/RAL	LUMIA profile, B153 H112 L3000	RAL9010 polished white	1 Pc	1.567,88
	▶ PENL.60/10	LUMIA profile, B153 H112 L6000	Raw finish	1 Pc	2.272,24
	▶ PENL.60/88	LUMIA profile, B153 H112 L6000	Brushed steel effect alu.	1 Pc	2.914,10
	▶ PENL.60/97	LUMIA profile, B153 H112 L6000	Matt aluminium	1 Pc	2.797,38
	▶ PENL.60/RAL	LUMIA profile, B153 H112 L6000	RAL9010 polished white	1 Pc	3.030,78
	PENLGRYKIT5	Glass fixing set for LUMIA	Matt black	1 Pc	70,48
	PENLGRY	Clamp with tightening grub screws for glass fixing for LUMIA	Matt black	1 Pc	14,74
	PENG03	Wall sealing gasket	Grey	1 m	7,34
	PENG03.60	Wall sealing gasket, Roll 60 m	Grey	1 Pc	385,04







OUTDOORS









BALUSTRADES





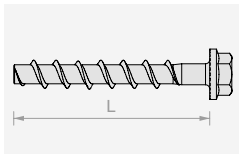
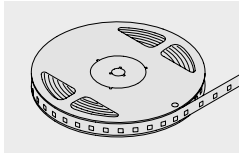
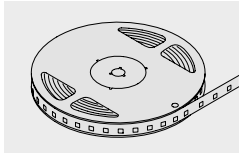
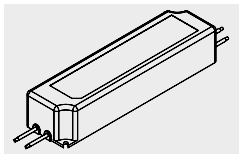
OUTDOORS

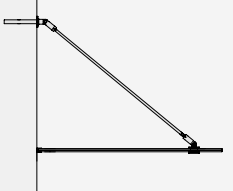
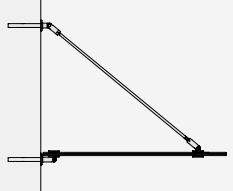








	Art.	Description	Finish	Qty	EURO
	DFP88G01/6	Gasket with short lip	Matt black	1 m	8,32
	DFP88G01/97	Gasket with short lip	Matt aluminium	1 m	8,32
	DFP88G01.03/6	Gasket with short lip, profile 3 m	Matt black	1 Pc	24,60
	DFP88G01.03/97	Gasket with short lip, profile 3 m	Matt aluminium	1 Pc	24,60
	DFP88G01.60/6	Gasket with short lip, roll 60 m	Matt black	1 Pc	435,38
	DFP88G01.60/97	Gasket with short lip, roll 60 m	Matt aluminium	1 Pc	435,38
	DFPG03/6	Flat gasket	Matt black	1 m	10,26
	DFPG03/97	Flat gasket	Matt aluminium	1 m	10,26
	DFPG03.03/6	Flat gasket, profile 3 m	Matt black	1 Pc	29,16
	DFPG03.03/97	Flat gasket, profile 3 m	Matt aluminium	1 Pc	29,16
	DFPG03.60/6	Flat gasket, roll 60 m	Matt black	1 Pc	537,22
	DFPG03.60/97	Flat gasket, roll 60 m	Matt aluminium	1 Pc	537,22
	DFPG82/6	Oversized flat gasket	Matt black	1 m	15,62
	DFPG82/97	Oversized flat gasket	Matt aluminium	1 m	15,62
	DFPG82.03/6	Oversized flat gasket, Profile 3 m	Matt black	1 Pc	45,28
	DFPG82.03/97	Oversized flat gasket, Profile 3 m	Matt aluminium	1 Pc	45,28
	DFPG82.60/6	Oversized flat gasket, Roll 60 m	Matt black	1 Pc	876,82
	DFPG82.60/97	Oversized flat gasket, Roll 60 m	Matt aluminium	1 Pc	876,82
	PENLCOV03.15/10	Inclined bottom cover, B168 L1498	Raw finish	1 Pc	80,08
	PENLCOV03.15/88	Inclined bottom cover, B168 L1498	Brushed steel effect alu.	1 Pc	130,90
	PENLCOV03.15/97	Inclined bottom cover, B168 L1498	Matt aluminium	1 Pc	108,88
	PENLCOV03.15/RAL	Inclined bottom cover, B168 L1498	RAL9010 polished white	1 Pc	105,50
	PENLCOV03.20/10	Inclined bottom cover, B168 L2000	Raw finish	1 Pc	97,60
	PENLCOV03.20/88	Inclined bottom cover, B168 L2000	Brushed steel effect alu.	1 Pc	165,36
	PENLCOV03.20/97	Inclined bottom cover, B168 L2000	Matt aluminium	1 Pc	135,98
	PENLCOV03.20/RAL	Inclined bottom cover, B168 L2000	RAL9010 polished white	1 Pc	131,48
	PENLCOV03.30/10	Inclined bottom cover, B168 L3000	Raw finish	1 Pc	132,58
	PENLCOV03.30/88	Inclined bottom cover, B168 L3000	Brushed steel effect alu.	1 Pc	234,24
	PENLCOV03.30/97	Inclined bottom cover, B168 L3000	Matt aluminium	1 Pc	190,20
	PENLCOV03.30/RAL	Inclined bottom cover, B168 L3000	RAL9010 polished white	1 Pc	183,42
	PENLCOV03.60/10	Inclined bottom cover, B168 L6000	Raw finish	1 Pc	211,72
	PENLCOV03.60/88	Inclined bottom cover, B168 L6000	Brushed steel effect alu.	1 Pc	415,00
	PENLCOV03.60/97	Inclined bottom cover, B168 L6000	Matt aluminium	1 Pc	326,92
	PENLCOV03.60/RAL	Inclined bottom cover, B168 L6000	RAL9010 polished white	1 Pc	313,36
	PENLCOV05.15/10	Bottom cover for functional lighting, B156 H63 L1498	Raw finish	1 Pc	122,76
	PENLCOV05.15/88	Bottom cover for functional lighting, B156 H63 L1498	Brushed steel effect alu.	1 Pc	184,20
	PENLCOV05.15/97	Bottom cover for functional lighting, B156 H63 L1498	Matt aluminium	1 Pc	168,88
	PENLCOV05.15/RAL	Bottom cover for functional lighting, B156 H63 L1498	RAL9010 polished white	1 Pc	168,88
	PENLCOV05.20/10	Bottom cover for functional lighting, B156 H63 L2000	Raw finish	1 Pc	154,50
	PENLCOV05.20/88	Bottom cover for functional lighting, B156 H63 L2000	Brushed steel effect alu.	1 Pc	236,44
	PENLCOV05.20/97	Bottom cover for functional lighting, B156 H63 L2000	Matt aluminium	1 Pc	215,96
	PENLCOV05.20/RAL	Bottom cover for functional lighting, B156 H63 L2000	RAL9010 polished white	1 Pc	215,96
	PENLCOV05.30/10	Bottom cover for functional lighting, B156 H63 L3000	Raw finish	1 Pc	218,00
	PENLCOV05.30/88	Bottom cover for functional lighting, B156 H63 L3000	Brushed steel effect alu.	1 Pc	340,86
	PENLCOV05.30/97	Bottom cover for functional lighting, B156 H63 L3000	Matt aluminium	1 Pc	310,14
	PENLCOV05.30/RAL	Bottom cover for functional lighting, B156 H63 L3000	RAL9010 polished white	1 Pc	310,14

Art.	Description	Finish	Qty	EURO	
PENLCOV05.60/10	Bottom cover for functional lighting, B156 H63 L6000	Raw finish	1 Pc	382,54	
PENLCOV05.60/88	Bottom cover for functional lighting, B156 H63 L6000	Brushed steel effect alu.	1 Pc	628,26	
PENLCOV05.60/97	Bottom cover for functional lighting, B156 H63 L6000	Matt aluminium	1 Pc	566,86	
PENLCOV05.60/RAL	Bottom cover for functional lighting, B156 H63 L6000	RAL9010 polished white	1 Pc	566,86	
	PENLCOV07.15/10	Bottom cover for light joint, B26.5 H24.5 L1498	Raw finish	1 Pc	50,28
	PENLCOV07.15/88	Bottom cover for light joint, B26.5 H24.5 L1498	Brushed steel effect alu.	1 Pc	72,24
	PENLCOV07.15/97	Bottom cover for light joint, B26.5 H24.5 L1498	Matt aluminium	1 Pc	62,72
	PENLCOV07.15/RAL	Bottom cover for light joint, B26.5 H24.5 L1498	RAL9010 polished white	1 Pc	61,24
	PENLCOV07.20/10	Bottom cover for light joint, B26.5 H24.5 L2000	Raw finish	1 Pc	57,84
	PENLCOV07.20/88	Bottom cover for light joint, B26.5 H24.5 L2000	Brushed steel effect alu.	1 Pc	87,14
	PENLCOV07.20/97	Bottom cover for light joint, B26.5 H24.5 L2000	Matt aluminium	1 Pc	74,44
	PENLCOV07.20/RAL	Bottom cover for light joint, B26.5 H24.5 L2000	RAL9010 polished white	1 Pc	72,50
	PENLCOV07.30/10	Bottom cover for light joint, B26.5 H24.5 L3000	Raw finish	1 Pc	72,98
	PENLCOV07.30/88	Bottom cover for light joint, B26.5 H24.5 L3000	Brushed steel effect alu.	1 Pc	116,94
	PENLCOV07.30/97	Bottom cover for light joint, B26.5 H24.5 L3000	Matt aluminium	1 Pc	97,90
	PENLCOV07.30/RAL	Bottom cover for light joint, B26.5 H24.5 L3000	RAL9010 polished white	1 Pc	94,96
	PENLCOV07.60/10	Bottom cover for light joint, B26.5 H24.5 L6000	Raw finish	1 Pc	92,48
	PENLCOV07.60/88	Bottom cover for light joint, B26.5 H24.5 L6000	Brushed steel effect alu.	1 Pc	180,40
	PENLCOV07.60/97	Bottom cover for light joint, B26.5 H24.5 L6000	Matt aluminium	1 Pc	142,32
	PENLCOV07.60/RAL	Bottom cover for light joint, B26.5 H24.5 L6000	RAL9010 polished white	1 Pc	136,44
	PENALU.15	Opaque profile for lower light, B23 H6 L1498	Transparent opaque	1 Pc	31,58
	PENALU.20	Opaque profile for lower light, B23 H6 L2000	Transparent opaque	1 Pc	38,10
	PENALU.30	Opaque profile for lower light, B23 H6 L3000	Transparent opaque	1 Pc	51,16
	PENALU.60	Opaque profile for lower light, B23 H6 L6000	Transparent opaque	1 Pc	77,62
	PENLT01SX/10	Left finishing cap	Raw finish	1 Pc	13,70
	PENLT01SX/88	Left finishing cap	Brushed steel effect alu.	1 Pc	37,60
	PENLT01SX/97	Left finishing cap	Matt aluminium	1 Pc	28,78
	PENLT01SX/RAL	Left finishing cap	RAL9010 polished white	1 Pc	32,28
	PENLT01DX/10	Right finishing cap	Raw finish	1 Pc	13,70
	PENLT01DX/88	Right finishing cap	Brushed steel effect alu.	1 Pc	37,60
	PENLT01DX/97	Right finishing cap	Matt aluminium	1 Pc	28,78
	PENLT01DX/RAL	Right finishing cap	RAL9010 polished white	1 Pc	32,28
	PENLT03SX/10	Left finishing cap with screws	Raw finish	1 Pc	34,54
	PENLT03SX/88	Left finishing cap with screws	Brushed steel effect alu.	1 Pc	59,32
	PENLT03SX/97	Left finishing cap with screws	Matt aluminium	1 Pc	46,78
	PENLT03SX/RAL	Left finishing cap with screws	RAL9010 polished white	1 Pc	59,32
	PENLT03DX/10	Right finishing cap with screws	Raw finish	1 Pc	34,54
	PENLT03DX/88	Right finishing cap with screws	Brushed steel effect alu.	1 Pc	59,32
	PENLT03DX/97	Right finishing cap with screws	Matt aluminium	1 Pc	46,78
	PENLT03DX/RAL	Right finishing cap with screws	RAL9010 polished white	1 Pc	59,32
	PENLT05SX/10	Left open finishing cap	Raw finish	1 Pc	13,70
	PENLT05SX/88	Left open finishing cap	Brushed steel effect alu.	1 Pc	38,08
	PENLT05SX/97	Left open finishing cap	Matt aluminium	1 Pc	29,28
	PENLT05SX/RAL	Left open finishing cap	RAL9010 polished white	1 Pc	32,76
	PENLT05DX/10	Right open finishing cap	Raw finish	1 Pc	13,70
	PENLT05DX/88	Right open finishing cap	Brushed steel effect alu.	1 Pc	38,08











	Art.	Description	Finish	Qty	EURO
	PENLT05DX/97	Right open finishing cap	Matt aluminium	1 Pc	29,28
	PENLT05DX/RAL	Right open finishing cap	RAL9010 polished white	1 Pc	32,76
	PENLT07SX/10	Left open finishing cap with screws	Raw finish	1 Pc	34,54
	PENLT07SX/88	Left open finishing cap with screws	Brushed steel effect alu.	1 Pc	59,32
	PENLT07SX/97	Left open finishing cap with screws	Matt aluminium	1 Pc	46,78
	PENLT07SX/RAL	Left open finishing cap with screws	RAL9010 polished white	1 Pc	59,32
	PENLT07DX/10	Right open finishing cap with screws	Raw finish	1 Pc	34,54
	PENLT07DX/88	Right open finishing cap with screws	Brushed steel effect alu.	1 Pc	59,32
	PENLT07DX/97	Right open finishing cap with screws	Matt aluminium	1 Pc	46,78
	PENLT07DX/RAL	Right open finishing cap with screws	RAL9010 polished white	1 Pc	59,32
	PENLT11SX/10	Left LED cover finishing cap	Raw finish	1 Pc	13,70
	PENLT11SX/88	Left LED cover finishing cap	Brushed steel effect alu.	1 Pc	41,34
	PENLT11SX/97	Left LED cover finishing cap	Matt aluminium	1 Pc	31,68
	PENLT11SX/RAL	Left LED cover finishing cap	RAL9010 polished white	1 Pc	35,50
	PENLT11DX/10	Right LED cover finishing cap	Raw finish	1 Pc	13,70
	PENLT11DX/88	Right LED cover finishing cap	Brushed steel effect alu.	1 Pc	41,34
	PENLT11DX/97	Right LED cover finishing cap	Matt aluminium	1 Pc	31,68
	PENLT11DX/RAL	Right LED cover finishing cap	RAL9010 polished white	1 Pc	35,50
	PENLT13SX/10	Left LED cover finishing cap with screws	Raw finish	1 Pc	35,80
	PENLT13SX/88	Left LED cover finishing cap with screws	Brushed steel effect alu.	1 Pc	60,56
	PENLT13SX/97	Left LED cover finishing cap with screws	Matt aluminium	1 Pc	48,00
	PENLT13SX/RAL	Left LED cover finishing cap with screws	RAL9010 polished white	1 Pc	60,56
	PENLT13DX/10	Right LED cover finishing cap with screws	Raw finish	1 Pc	35,80
	PENLT13DX/88	Right LED cover finishing cap with screws	Brushed steel effect alu.	1 Pc	60,56
	PENLT13DX/97	Right LED cover finishing cap with screws	Matt aluminium	1 Pc	48,00
	PENLT13DX/RAL	Right LED cover finishing cap with screws	RAL9010 polished white	1 Pc	60,56
	PENLT15SX/10	Left LED cover open finishing cap	Raw finish	1 Pc	13,70
	PENLT15SX/88	Left LED cover open finishing cap	Brushed steel effect alu.	1 Pc	41,66
	PENLT15SX/97	Left LED cover open finishing cap	Matt aluminium	1 Pc	32,02
	PENLT15SX/RAL	Left LED cover open finishing cap	RAL9010 polished white	1 Pc	35,84
	PENLT15DX/10	Right LED cover open finishing cap	Raw finish	1 Pc	13,70
	PENLT15DX/88	Right LED cover open finishing cap	Brushed steel effect alu.	1 Pc	41,66
	PENLT15DX/97	Right LED cover open finishing cap	Matt aluminium	1 Pc	32,02
	PENLT15DX/RAL	Right LED cover open finishing cap	RAL9010 polished white	1 Pc	35,84
	PENLT17SX/10	Left LED cover open finishing cap with screws	Raw finish	1 Pc	35,80
	PENLT17SX/88	Left LED cover open finishing cap with screws	Brushed steel effect alu.	1 Pc	60,56
	PENLT17SX/97	Left LED cover open finishing cap with screws	Matt aluminium	1 Pc	48,00
	PENLT17SX/RAL	Left LED cover open finishing cap with screws	RAL9010 polished white	1 Pc	60,56
	PENLT17DX/10	Right LED cover open finishing cap with screws	Raw finish	1 Pc	35,80
	PENLT17DX/88	Right LED cover open finishing cap with screws	Brushed steel effect alu.	1 Pc	60,56
	PENLT17DX/97	Right LED cover open finishing cap with screws	Matt aluminium	1 Pc	48,00
	PENLT17DX/RAL	Right LED cover open finishing cap with screws	RAL9010 polished white	1 Pc	60,56
	PENLT21SX/10	Left LED cover bottom finishing cap	Raw finish	1 Pc	10,58
	PENLT21SX/88	Left LED cover bottom finishing cap	Brushed steel effect alu.	1 Pc	18,30
	PENLT21SX/97	Left LED cover bottom finishing cap	Matt aluminium	1 Pc	14,72
	PENLT21SX/RAL	Left LED cover bottom finishing cap	RAL9010 polished white	1 Pc	16,12

Art.	Description	Finish	Qty	EURO
PENLT21DX/10	Right LED cover bottom finishing cap	Raw finish	1 Pc	10,58
PENLT21DX/88	Right LED cover bottom finishing cap	Brushed steel effect alu.	1 Pc	18,30
PENLT21DX/97	Right LED cover bottom finishing cap	Matt aluminium	1 Pc	14,72
PENLT21DX/RAL	Right LED cover bottom finishing cap	RAL9010 polished white	1 Pc	16,12
 PENLT23SX/10	Left LED cover bottom finishing cap with screws	Raw finish	1 Pc	24,58
PENLT23SX/88	Left LED cover bottom finishing cap with screws	Brushed steel effect alu.	1 Pc	49,34
PENLT23SX/97	Left LED cover bottom finishing cap with screws	Matt aluminium	1 Pc	36,78
PENLT23SX/RAL	Left LED cover bottom finishing cap with screws	RAL9010 polished white	1 Pc	49,34
PENLT23DX/10	Right LED cover bottom finishing cap with screws	Raw finish	1 Pc	24,58
PENLT23DX/88	Right LED cover bottom finishing cap with screws	Brushed steel effect alu.	1 Pc	49,34
PENLT23DX/97	Right LED cover bottom finishing cap with screws	Matt aluminium	1 Pc	36,78
PENLT23DX/RAL	Right LED cover bottom finishing cap with screws	RAL9010 polished white	1 Pc	49,34
 PENLSC	LUMIA 2 shear pins		1 Pc	46,84
 METAP250/6	Finishing cap for PENLCOV07	Matt black	1 Pc	8,04
METAP250/56	Finishing cap for PENLCOV07	Grey	1 Pc	8,04
 LMU11.15/10	Bottom snap-on screw cover for PENLCOV03 and PENLCOV05, L1498	Raw finish	1 Pc	19,26
LMU11.15/88	Bottom snap-on screw cover for PENLCOV03 and PENLCOV05, L1498	Brushed steel effect alu.	1 Pc	34,50
LMU11.15/97	Bottom snap-on screw cover for PENLCOV03 and PENLCOV05, L1498	Matt aluminium	1 Pc	27,70
LMU11.15/RAL	Bottom snap-on screw cover for PENLCOV03 and PENLCOV05, L1498	RAL9010 polished white	1 Pc	27,66
LMU11.20/10	Bottom snap-on screw cover for PENLCOV03 and PENLCOV05, L2000	Raw finish	1 Pc	21,06
LMU11.20/88	Bottom snap-on screw cover for PENLCOV03 and PENLCOV05, L2000	Brushed steel effect alu.	1 Pc	41,54
LMU11.20/97	Bottom snap-on screw cover for PENLCOV03 and PENLCOV05, L2000	Matt aluminium	1 Pc	32,48
LMU11.20/RAL	Bottom snap-on screw cover for PENLCOV03 and PENLCOV05, L2000	RAL9010 polished white	1 Pc	32,42
LMU11.30/10	Bottom snap-on screw cover for PENLCOV03 and PENLCOV05, L3000	Raw finish	1 Pc	24,66
LMU11.30/88	Bottom snap-on screw cover for PENLCOV03 and PENLCOV05, L3000	Brushed steel effect alu.	1 Pc	55,38
LMU11.30/97	Bottom snap-on screw cover for PENLCOV03 and PENLCOV05, L3000	Matt aluminium	1 Pc	42,00
LMU11.30/RAL	Bottom snap-on screw cover for PENLCOV03 and PENLCOV05, L3000	RAL9010 polished white	1 Pc	41,96
 DF25	2 in-line centring pins, B8 H25		1 Pc	6,76
 PENLGNKT	Thermal expansion joint		1 Pc	40,04
 PENLVIT	Self-drilling screw		1 Pc	2,48
 PENTAGLIO	Linear cut on PEN/PENL profiles		1 Pc	44,24

	Art.	Description	Finish	Qty	EURO
	PENL.15FORO	7 additional holes for clamps		1 Pc	87,98
	PENL.20FORO	9 additional holes for clamps		1 Pc	97,54
	PENL.30FORO	14 additional holes for clamps		1 Pc	116,76
	PENL.60FORO	29 additional holes for clamps		1 Pc	174,30
	PENL.FORO	1 additional hole for clamps		1 Pc	63,04
	DFFLEX06	Flexible screwdriver with CH4 hexagonal insert		1 Pc	39,38
	DFMAK21	MAKITA gun screwdriver		1 Pc	561,34
	DFFLEX07	Flexible extension with CH4 hexagonal insert		1 Pc	34,92
	DFFLEX04	CH4 hexagonal insert		1 Pc	3,26
	DFFH10ZN	Concrete anchors, Galvanised steel, B10 L100 - Pack 15 pcs		1 Pc	62,86
	DFFH10A4	Concrete anchors, Stainless steel A4, B10 L100 - Pack 15 pcs		1 Pc	240,18
	DFFH12ZN	Concrete anchors, Galvanised steel, B12 L110 - Pack 15 pcs		1 Pc	121,06
	DFFH12A4	Concrete anchors, Stainless steel A4, B12 L110 - Pack 15 pcs		1 Pc	315,26
	LEDST001	LED strip 8 IP66 for glass backlight, Roll L5000 mm		1 Pc	215,32
	LEDST002	LED strip 2 IP66 for functional lighting, Roll L5000 mm		1 Pc	260,24
	LED24035IP	Power supply 24V DC 35 W IP67		1 Pc	97,40
	LED24060IP	Power supply 24V DC 60 W IP67		1 Pc	109,78
	LED24100IP	Power supply 24V DC 100 W IP67		1 Pc	179,52
	LED24150IP	Power supply 24V DC 150 W IP67		1 Pc	288,14

	Art.	Description	Finish	Qty	EURO
	CL-SNOD156KIT2	Canopy Light kit with 2 tie rods max. L 1500 mm and wall profile, 13.5 mm glass	Machining steel (CNC)	1 Pc	809,94
	CL-SNOD158KIT2	Canopy Light kit with 2 tie rods max. L 1500 mm and wall profile, 17.5 mm glass	Machining steel (CNC)	1 Pc	832,60
	CL-CAV15KIT2	Canopy Light kit with 2 tie rods max. L 1500 mm and wall connectors, 11.5/17.5 mm glass	Machining steel (CNC)	1 Pc	995,02
	GCL21/9	Articulated wall joint for tie rod	Machining steel (CNC)	1 Pc	108,64
	GCL15/9	Glass fixing for tie rod, for 11.5/17.5 mm glass	Machining steel (CNC)	1 Pc	119,32
	GCL23/8	Tie rod, L ≤ 1500	Brushed steel	1 Pc	123,94
	GCL19/9	Wall/glass fixing, for 11.5/17.5 mm glass	Machining steel (CNC)	1 Pc	151,42
	CANAL2513.150/8	Wall profile, for 11.5 mm glass, B15.5 H25 L1500	Brushed steel	1 Pc	78,66
	CANAL2515.150/8	Wall profile, for 13.5 mm glass, B17.5 H25 L1500	Brushed steel	1 Pc	79,92
	CANAL2519.150/8	Wall profile, for 17.5 mm glass, B21.5 H25 L1500	Brushed steel	1 Pc	82,50
	CANAL2513.200/8	Wall profile, for 11.5 mm glass, B15.5 H25 L2000	Brushed steel	1 Pc	104,30
	CANAL2515.200/8	Wall profile, for 13.5 mm glass, B17.5 H25 L2000	Brushed steel	1 Pc	105,60
	CANAL2519.200/8	Wall profile, for 17.5 mm glass, B21.5 H25 L2000	Brushed steel	1 Pc	108,16
	CANAL2513TP/8	Finishing cap for CANAL25, B15.5 H25 L1	Brushed steel	1 Pc	2,94
	CANAL2515TP/8	Finishing cap for CANAL25, B17.5 H25 L1	Brushed steel	1 Pc	4,92
	CANAL2519TP/8	Finishing cap for CANAL25, B21.5 H25 L1	Brushed steel	1 Pc	5,42
	PROALUXG	Gasket for PROALUX profiles	Transparent	1 m	1,38
	PROALUXG400	Gasket for PROALUX profiles, pack 400 m	Transparent	1 Pc	525,30
	BARRAFIL-MIS	Customized threaded rod, M16/M22 L ≤ 1000 mm			ON REQUEST

	Art.	Description	Finish	Qty	EURO
	GC-SNOD1510KIT2	Glass Canopy kit 2 tie rods max. L 1500 mm wall profile, 20.7/21.5 mm glass	Machining steel (CNC)	1 Pc	1.730,30
	GC-SNOD3010KIT2	Glass Canopy kit 2 tie rods max. L 3000 mm wall profile, 20.7/21.5 mm glass	Machining steel (CNC)	1 Pc	1.890,40
	GC-SNOD1512KIT2	Glass Canopy kit 2 tie rods max. L 1500 mm wall profile, 24.7/25.5 mm glass	Machining steel (CNC)	1 Pc	1.736,28
	GC-SNOD3012KIT2	Glass Canopy kit 2 tie rods max. L 3000 mm wall profile, 24.7/25.5 mm glass	Machining steel (CNC)	1 Pc	1.896,38
	GC-CAV15KIT2	Glass Canopy kit 2 tie rods max. L 1500 mm wall connectors, 10.7/25.5 mm glass	Machining steel (CNC)	1 Pc	2.417,96
	GC-CAV30KIT2	Glass Canopy kit 2 tie rods max. L 3000 mm wall connectors, 10.7/25.5 mm glass	Machining steel (CNC)	1 Pc	2.578,04
	GC-SNOD1510KIT3	Glass Canopy kit 3 tie rods max. L 1500 mm wall profile, 20.7/21.5 mm glass	Machining steel (CNC)	1 Pc	2.644,44
	GC-SNOD3010KIT3	Glass Canopy kit 3 tie rods max. L 3000 mm wall profile, 20.7/21.5 mm glass	Machining steel (CNC)	1 Pc	2.884,58
	GC-SNOD1512KIT3	Glass Canopy kit 3 tie rods max. L 1500 mm wall profile, 24.7/25.5 mm glass	Machining steel (CNC)	1 Pc	2.655,56
	GC-SNOD3012KIT3	Glass Canopy kit 3 tie rods max. L 3000 mm wall profile, 24.7/25.5 mm glass	Machining steel (CNC)	1 Pc	2.895,70
	GC-CAV15KIT3	Glass Canopy kit 3 tie rods max. L 1500 mm wall connectors, 10.7/25.5 mm glass	Machining steel (CNC)	1 Pc	3.626,10
	GC-CAV30KIT3	Glass Canopy kit 3 tie rods max. L 3000 mm wall connectors, 10.7/25.5 mm glass	Machining steel (CNC)	1 Pc	3.866,26
	GC-SNOD143/9	Articulated wall joint for tie rod	Machining steel (CNC)	1 Pc	256,80
	GC-ROT145/9	Articulated 45° rotule joint	Machining steel (CNC)	1 Pc	250,84
	GC-ROT101/9	Articulated rotule joint	Machining steel (CNC)	1 Pc	207,18
	GC-PEROUT162/9	Wall/glass fixing with studded rotule joint	Machining steel (CNC)	1 Pc	405,70
	GC-PERN120/9	Wall connector	Machining steel (CNC)	1 Pc	200,20
	GC-CAV100/9	Tie rod, L ≤ 1500	Machining steel (CNC)	1 Pc	199,24
	GC-CAV300/9	Tie rod, L 1500/3000	Machining steel (CNC)	1 Pc	279,26

	Art.	Description	Finish	Qty	EURO
	GC-TEND130/9	Tensioner for tie rod	Machining steel (CNC)	1 Pc	103,90
	GC-GZT130/9	Junction for tie rods	Machining steel (CNC)	1 Pc	174,08
	CANAL2523.150/8	Wall profile, for 20.7/21.5 mm glass, B25.5 H25 L1500	Brushed steel	1 Pc	85,06
	CANAL2527.150/8	Wall profile, for 24.7/25.5 mm glass, B29.5 H25 L1500	Brushed steel	1 Pc	90,20
	CANAL2523.200/8	Wall profile, for 20.7/21.5 mm glass, B25.5 H25 L2000	Brushed steel	1 Pc	110,72
	CANAL2527.200/8	Wall profile, for 24.7/25.5 mm glass, B29.5 H25 L2000	Brushed steel	1 Pc	115,86
	CANAL2523TP/8	Finishing cap for CANAL25, B25.5 H25 L1	Brushed steel	1 Pc	5,42
	CANAL2527TP/8	Finishing cap for CANAL25, B29.5 H25 L1	Brushed steel	1 Pc	5,90
	PROALUXG	Gasket for PROALUX profiles	Transparent	1 m	1,38
	PROALUXG400	Gasket for PROALUX profiles, pack 400 m	Transparent	1 Pc	525,30
	GC-PERN270/9	Tie rod/glass connector pin	Machining steel (CNC)	1 Pc	265,90
	BARRAFIL-MIS	Customized threaded rod, M16/M22 L ≤ 1000 mm			ON REQUEST
	UT300	Pin wrench with Ø 2.9 mm pins		1 Pc	56,16
	UTC300R	2 replacement pins, B2.9		1 Pc	18,78
	UT250	Pin wrench with Ø 2.4 mm pins		1 Pc	54,40
	UTC250R	2 replacement pins, B2.4		1 Pc	18,78
	UT200	Pin wrench with Ø 1.9 mm pins		1 Pc	56,16
	UTC200R	2 replacement pins, B1.9		1 Pc	18,78
	CHSETT19	Hook wrench for 3 mm blind hole		1 Pc	117,02
	CHSETT32	Hook wrench for 4 mm blind hole		1 Pc	176,94
	DW895NE	Black high performance structural neutral silicone, pack of 12 pcs x 310 ml		1 Pc	392,04










	Art.	Description	Finish	Qty	EURO
	W.ATR803VSX.300/97	ATRIVANT 80 3-leaf sliding door kit, left fitting	Matt aluminium	1 Pc	3.220,80
	W.ATR803VSX.300/R6	ATRIVANT 80 3-leaf sliding door kit, left fitting	RAL9016 Matt traffic white	1 Pc	3.300,62
	W.ATR803VSX.300/R13	ATRIVANT 80 3-leaf sliding door kit, left fitting	RAL7016 Matt anthracite grey	1 Pc	3.300,62
	W.ATR803VDX.300/97	ATRIVANT 80 3-leaf sliding door kit, right fitting	Matt aluminium	1 Pc	3.220,80
	W.ATR803VDX.300/R6	ATRIVANT 80 3-leaf sliding door kit, right fitting	RAL9016 Matt traffic white	1 Pc	3.300,62
	W.ATR803VDX.300/R13	ATRIVANT 80 3-leaf sliding door kit, right fitting	RAL7016 Matt anthracite grey	1 Pc	3.300,62
	W.ATR804VSX.400/97	ATRIVANT 80 4-leaf sliding door kit, left fitting	Matt aluminium	1 Pc	4.291,44
	W.ATR804VSX.400/R6	ATRIVANT 80 4-leaf sliding door kit, left fitting	RAL9016 Matt traffic white	1 Pc	4.405,80
	W.ATR804VSX.400/R13	ATRIVANT 80 4-leaf sliding door kit, left fitting	RAL7016 Matt anthracite grey	1 Pc	4.405,80
	W.ATR804VDX.400/97	ATRIVANT 80 4-leaf sliding door kit, right fitting	Matt aluminium	1 Pc	4.291,44
	W.ATR804VDX.400/R6	ATRIVANT 80 4-leaf sliding door kit, right fitting	RAL9016 Matt traffic white	1 Pc	4.405,80
	W.ATR804VDX.400/R13	ATRIVANT 80 4-leaf sliding door kit, right fitting	RAL7016 Matt anthracite grey	1 Pc	4.405,80
	W.ATR805VSX.600/97	ATRIVANT 80 5-leaf sliding door kit, left fitting	Matt aluminium	1 Pc	5.921,70
	W.ATR805VSX.600/R6	ATRIVANT 80 5-leaf sliding door kit, left fitting	RAL9016 Matt traffic white	1 Pc	6.095,24
	W.ATR805VSX.600/R13	ATRIVANT 80 5-leaf sliding door kit, left fitting	RAL7016 Matt anthracite grey	1 Pc	6.095,24
	W.ATR805VDX.600/97	ATRIVANT 80 5-leaf sliding door kit, right fitting	Matt aluminium	1 Pc	5.921,70
	W.ATR805VDX.600/R6	ATRIVANT 80 5-leaf sliding door kit, right fitting	RAL9016 Matt traffic white	1 Pc	6.095,24
	W.ATR805VDX.600/R13	ATRIVANT 80 5-leaf sliding door kit, right fitting	RAL7016 Matt anthracite grey	1 Pc	6.095,24
	W.651.023.300/97	Upper guide for 3-door ATRIVANT 80 kit, B69 H52 L2996	Matt aluminium	1 Pc	449,60
	W.651.023.300/R6	Upper guide for 3-door ATRIVANT 80 kit, B69 H52 L2996	RAL9016 Matt traffic white	1 Pc	473,28
	W.651.023.300/R13	Upper guide for 3-door ATRIVANT 80 kit, B69 H52 L2996	RAL7016 Matt anthracite grey	1 Pc	473,28
	W.651.024.400/97	Upper guide for 4-door ATRIVANT 80 kit, B92 H52 L3996	Matt aluminium	1 Pc	713,22
	W.651.024.400/R6	Upper guide for 4-door ATRIVANT 80 kit, B92 H52 L3996	RAL9016 Matt traffic white	1 Pc	759,36
	W.651.024.400/R13	Upper guide for 4-door ATRIVANT 80 kit, B92 H52 L3996	RAL7016 Matt anthracite grey	1 Pc	759,36
	W.651.025.600/97	Upper guide for 5-door ATRIVANT 80 kit, B114 H52 L5996	Matt aluminium	1 Pc	1.269,82
	W.651.025.600/R6	Upper guide for 5-door ATRIVANT 80 kit, B114 H52 L5996	RAL9016 Matt traffic white	1 Pc	1.350,38
	W.651.025.600/R13	Upper guide for 5-door ATRIVANT 80 kit, B114 H52 L5996	RAL7016 Matt anthracite grey	1 Pc	1.350,38
	W.651.033.300/97	Lower track for 3-door ATRIVANT 80 kit, B69 H20 L2996	Matt aluminium	1 Pc	322,42
	W.651.034.400/97	Lower track for 4-door ATRIVANT 80 kit, B92 H20 L3996	Matt aluminium	1 Pc	493,84
	W.651.035.600/97	Lower track for 5-door ATRIVANT 80 kit, B114 H20 L5996	Matt aluminium	1 Pc	861,32












	Art.	Description	Finish	Qty	EURO
	W.650.010.300/97	Glass holder profile for ATRIVANT 80, L2996	Matt aluminium	1 Pc	176,64
	W.650.010.300/R6	Glass holder profile for ATRIVANT 80, L2996	RAL9016 Matt traffic white	1 Pc	218,42
	W.650.010.300/R13	Glass holder profile for ATRIVANT 80, L2996	RAL7016 Matt anthracite grey	1 Pc	218,42
	W.650.010.400/97	Glass holder profile for ATRIVANT 80, L3996	Matt aluminium	1 Pc	222,84
	W.650.010.400/R6	Glass holder profile for ATRIVANT 80, L3996	RAL9016 Matt traffic white	1 Pc	278,54
	W.650.010.400/R13	Glass holder profile for ATRIVANT 80, L3996	RAL7016 Matt anthracite grey	1 Pc	278,54
	W.650.010.600/97	Glass holder profile for ATRIVANT 80, L5996	Matt aluminium	1 Pc	334,26
	W.650.010.600/R6	Glass holder profile for ATRIVANT 80, L5996	RAL9016 Matt traffic white	1 Pc	417,82
	W.650.010.600/R13	Glass holder profile for ATRIVANT 80, L5996	RAL7016 Matt anthracite grey	1 Pc	417,82
	W.651.520.250/97	Wall profile for ATRIVANT 80, B23 H45 L2496	Matt aluminium	1 Pc	145,10
	W.651.520.250/R6	Wall profile for ATRIVANT 80, B23 H45 L2496	RAL9016 Matt traffic white	1 Pc	152,26
	W.651.520.250/R13	Wall profile for ATRIVANT 80, B23 H45 L2496	RAL7016 Matt anthracite grey	1 Pc	152,26
	W.651.520.500/97	Wall profile for ATRIVANT 80, B23 H45 L4996	Matt aluminium	1 Pc	271,18
	W.651.520.500/R6	Wall profile for ATRIVANT 80, B23 H45 L4996	RAL9016 Matt traffic white	1 Pc	285,50
	W.651.520.500/R13	Wall profile for ATRIVANT 80, B23 H45 L4996	RAL7016 Matt anthracite grey	1 Pc	285,50
	W.651.220/97	Set of carriers for ATRIVANT 80 single door, left fitting	Matt aluminium	1 Pc	610,92
	W.651.220/R6	Set of carriers for ATRIVANT 80 single door, left fitting	RAL9016 Matt traffic white	1 Pc	610,92
	W.651.220/R13	Set of carriers for ATRIVANT 80 single door, left fitting	RAL7016 Matt anthracite grey	1 Pc	610,92
	W.651.230/97	Set of carriers for ATRIVANT 80 single door, right fitting	Matt aluminium	1 Pc	610,92
	W.651.230/R6	Set of carriers for ATRIVANT 80 single door, right fitting	RAL9016 Matt traffic white	1 Pc	610,92
	W.651.230/R13	Set of carriers for ATRIVANT 80 single door, right fitting	RAL7016 Matt anthracite grey	1 Pc	610,92
	W.651.251	Gasket for upper guide and wall profile for 8 mm glass		1 m	3,56
	W.651.256	Gasket for upper guide and wall profile for 10 mm glass		1 m	2,48
	W.650.260/97	Adaptor for wall profile	Matt aluminium	1 Pc	76,42
	W.650.260/R6	Adaptor for wall profile	RAL9016 Matt traffic white	1 Pc	78,54
	W.650.260/R13	Adaptor for wall profile	RAL7016 Matt anthracite grey	1 Pc	78,54
	W.650.900	Adhesive for glass fixing for ATRIVANT 80	Grey	1 Pc	96,28
	W.650.910	Primer bonding of profiles with RAL painted finish	Grey	1 Pc	40,44
	W.650.620	Lock for ATRIVANT 80 door panel in wall profile	Grey	1 Pc	227,24
	W.651.273/97	2 caps for upper guide, B69 H52	Matt aluminium	1 Pc	34,14
	W.651.273/R6	2 caps for upper guide, B69 H52	RAL9016 Matt traffic white	1 Pc	35,42
	W.651.273/R13	2 caps for upper guide, B69 H52	RAL7016 Matt anthracite grey	1 Pc	35,42
	W.651.274/97	2 caps for upper guide, B92 H52	Matt aluminium	1 Pc	37,58
	W.651.274/R6	2 caps for upper guide, B92 H52	RAL9016 Matt traffic white	1 Pc	36,52
	W.651.274/R13	2 caps for upper guide, B92 H52	RAL7016 Matt anthracite grey	1 Pc	36,52
	W.651.275/97	2 caps for upper guide, B114 H52	Matt aluminium	1 Pc	40,74
	W.651.275/R6	2 caps for upper guide, B114 H52	RAL9016 Matt traffic white	1 Pc	37,58
	W.651.275/R13	2 caps for upper guide, B114 H52	RAL7016 Matt anthracite grey	1 Pc	37,58

OUTDOORS

BALUSTRADES

OUTDOORS

	Art.	Description	Finish	Qty	EURO
	W.651.263/97	2 caps for lower track, B69 H52	Matt aluminium	1 Pc	26,86
	W.651.264/97	2 caps for lower track, B92 H52	Matt aluminium	1 Pc	27,86
	W.651.265/97	2 caps for lower track, B114 H52	Matt aluminium	1 Pc	29,74
	HAND13040VHB/1	Handle for sliding doors with VHB fixing, B40 H130 L8	Chrome	1 Pc	77,46
	HAND13040VHB/88	Handle for sliding doors with VHB fixing, B40 H130 L8	Brushed steel effect alu.	1 Pc	54,70
	HAND13040VHB/91	Handle for sliding doors with VHB fixing, B40 H130 L8	Polished aluminium	1 Pc	60,04
	HAND13040VHB/97	Handle for sliding doors with VHB fixing, B40 H130 L8	Matt aluminium	1 Pc	47,86
	HAND13040VHB/R2	Handle for sliding doors with VHB fixing, B40 H130 L8	RAL9005 matt black	1 Pc	51,40
	HAND13040VHB/R6	Handle for sliding doors with VHB fixing, B40 H130 L8	RAL9016 Matt traffic white	1 Pc	75,36
	HAND13040VHB/R13	Handle for sliding doors with VHB fixing, B40 H130 L8	RAL7016 Matt anthracite grey	1 Pc	75,36
	POOL50C/8	POOL rounded clamp, for 11.5/13.5 mm glass, B100/48 L160	Brushed steel	1 Pc	214,26
	POOL50C/15	POOL rounded clamp, for 11.5/13.5 mm glass, B100/48 L160	Polished steel	1 Pc	214,26
	POOL50SQ/8	POOL squared clamp, for 11.5/13.5 mm glass, B100/50 L160	Brushed steel	1 Pc	230,02
	POOL50SQ/15	POOL squared clamp, for 11.5/13.5 mm glass, B100/50 L160	Polished steel	1 Pc	230,02
	FLUIDO360/8	FLUIDO 4-way spider	Brushed steel	1 Pc	313,92
	FLUIDO270/8	FLUIDO 3-way spider	Brushed steel	1 Pc	247,70
	FLUIDO90/8	FLUIDO 2-way 90° spider	Brushed steel	1 Pc	226,00
	FLUIDO180/8	FLUIDO 2-way in-line spider	Brushed steel	1 Pc	181,90
	FLUIDO100/8	FLUIDO 1-way in-line spider	Brushed steel	1 Pc	140,54
	FLUIDO45/8	FLUIDO 1-way 45° spider	Brushed steel	1 Pc	149,28

	Art.	Description	Finish	Qty	EURO
	FLUIDO1/8	FLUIDO 1-way spider plate	Brushed steel	1 Pc	191,52
	FLUIDO2/8	FLUIDO 2-way spider plate	Brushed steel	1 Pc	283,20
	FLUIDOSX/8	FLUIDO 1-way left spider plate	Brushed steel	1 Pc	213,90
	FLUIDODX/8	FLUIDO 1-way right spider plate	Brushed steel	1 Pc	213,90
	SPC1000/9	Adjustable spider connector, B53 L79	Machining steel (CNC)	1 Pc	35,22
	SPV1000/9	Screw for adjustable spider connector, B36 L48 M18	Machining steel (CNC)	1 Pc	12,38
	STR10/8	Octagonal washer with hole, F20.5	Brushed steel	1 Pc	3,30
	STR12/8	Octagonal washer with wide hole, F27	Brushed steel	1 Pc	3,30
	STR8/8	Octagonal washer with wide loop, F20.2	Brushed steel	1 Pc	6,02
	STR14/8	Octagonal washer with narrow hole, F14.5	Brushed steel	1 Pc	3,30
	STR18/8	Octagonal washer with loop, F14.5	Brushed steel	1 Pc	6,32
	SP2201/15	4-way spider	Polished steel	1 Pc	162,42
	SP2202/15	2-way in-line spider	Polished steel	1 Pc	80,28
	SP2203/15	2-way 90° spider	Polished steel	1 Pc	101,12
	SP2204/15	1-way in-line spider	Polished steel	1 Pc	55,06
	SP2205/15	1-way 45° spider	Polished steel	1 Pc	65,64

OUTDOORS

BALUSTRADES

OUTDOORS

	Art.	Description	Finish	Qty	EURO
	SP2206/15	3-way spider	Polished steel	1 Pc	135,04
	SP220L01/15	2-way left spider plate	Polished steel	1 Pc	128,50
	SP220L02/15	2-way right spider plate	Polished steel	1 Pc	128,50
	SP220L03/15	1-way left spider plate	Polished steel	1 Pc	108,90
	SP220L04/15	1-way right spider plate	Polished steel	1 Pc	108,90
	SP220Z/9	Adjustable spider connector with screw, B53 L77	Machining steel (CNC)	1 Pc	53,28
	SP220Z04/9	Screw for adjustable spider connector, B36 L46 M18	Machining steel (CNC)	1 Pc	16,12
	SP60ALL12/97	Ferrule for double glazing, B60 L12	Matt aluminium	1 Pc	5,46
	SP60ALL15/97	Ferrule for double glazing, B60 L15	Matt aluminium	1 Pc	5,88
	SP60ALL16/97	Ferrule for double glazing, B60 L16	Matt aluminium	1 Pc	6,02
	SP60ALL20/97	Ferrule for double glazing, B60 L20	Matt aluminium	1 Pc	6,44
	SP073000	Rigid gasket for small leaks, B13 H8.8 L3000	Transparent	1 Pc	29,12
	SP01	Small silicone gasket, B16.2 H7.2	Transparent	1 m	6,30
	SP03	Medium silicone gasket, B23.2 H12.2	Transparent	1 m	10,80
	SP051	Large silicone gasket, B26.6 H12.5	Transparent	1 m	11,60
	ROT02/9	Articulated rotule joint, for 10/23 mm glass	Machining steel (CNC)	1 Pc	44,96
	ROT02D/9	Articulated rotule joint, for 23/57 mm glass	Machining steel (CNC)	1 Pc	51,32

PRICE LIST
INDOORS

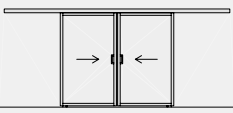
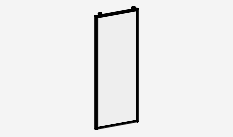



Sliding doors








Hinged doors








Partition walls


1
2
3
4
5
6














	Art.	Description	Finish	Qty	EURO
LM INTELAIATO					
LM INTELAIATO sliding door kit					
	LMT6511.200/6	Ceiling fixing single door, Lvmax 950	Matt black	1 Pc	1.146,02
	LMT6511.200/88	Ceiling fixing single door, Lvmax 950	Brushed steel effect alu.	1 Pc	1.127,88
	LMT6511.200/97	Ceiling fixing single door, Lvmax 950	Matt aluminium	1 Pc	1.047,44
	LMT6511.300/6	Ceiling fixing single door, Lvmax 1450	Matt black	1 Pc	1.291,84
	LMT6511.300/88	Ceiling fixing single door, Lvmax 1450	Brushed steel effect alu.	1 Pc	1.268,08
	LMT6511.300/97	Ceiling fixing single door, Lvmax 1450	Matt aluminium	1 Pc	1.173,72
	LMT6511C.400/6	Ceiling fixing double door synchronised, Lvmax 1970	Matt black	1 Pc	2.260,96
	LMT6511C.400/88	Ceiling fixing double door synchronised, Lvmax 1970	Brushed steel effect alu.	1 Pc	2.226,18
	LMT6511C.400/97	Ceiling fixing double door synchronised, Lvmax 1970	Matt aluminium	1 Pc	2.077,14
	LMT6511F.200/6	Ceiling fixing single door and fixed glass, Lvmax 2000	Matt black	1 Pc	1.639,16
	LMT6511F.200/88	Ceiling fixing single door and fixed glass, Lvmax 2000	Brushed steel effect alu.	1 Pc	1.606,80
	LMT6511F.200/97	Ceiling fixing single door and fixed glass, Lvmax 2000	Matt aluminium	1 Pc	1.476,56
	LMT6511F.300/6	Ceiling fixing single door and fixed glass, Lvmax 3000	Matt black	1 Pc	1.849,60
	LMT6511F.300/88	Ceiling fixing single door and fixed glass, Lvmax 3000	Brushed steel effect alu.	1 Pc	1.809,74
	LMT6511F.300/97	Ceiling fixing single door and fixed glass, Lvmax 3000	Matt aluminium	1 Pc	1.658,44
	LMT6511CF.400/6	Ceiling fixing double door synchronised and double fixed glass, Lvmax 4000	Matt black	1 Pc	3.310,38
	LMT6511CF.400/88	Ceiling fixing double door synchronised and double fixed glass, Lvmax 4000	Brushed steel effect alu.	1 Pc	3.248,02
	LMT6511CF.400/97	Ceiling fixing double door synchronised and double fixed glass, Lvmax 4000	Matt aluminium	1 Pc	2.993,52
	LMT6512.300/6	Ceiling fixing double door synchronised, Lvmax 1975	Matt black	1 Pc	2.272,24
	LMT6512.300/88	Ceiling fixing double door synchronised, Lvmax 1975	Brushed steel effect alu.	1 Pc	2.243,64
	LMT6512.300/97	Ceiling fixing double door synchronised, Lvmax 1975	Matt aluminium	1 Pc	2.121,08
	LMT6512F.300/6	Ceiling fixing double door synchronised and fixed glass, Lvmax 3000	Matt black	1 Pc	2.757,88
	LMT6512F.300/88	Ceiling fixing double door synchronised and fixed glass, Lvmax 3000	Brushed steel effect alu.	1 Pc	2.715,10
	LMT6512F.300/97	Ceiling fixing double door synchronised and fixed glass, Lvmax 3000	Matt aluminium	1 Pc	2.542,70
	LMT6513.400/6	Ceiling fixing triple door synchronised, Lvmax 2975	Matt black	1 Pc	3.428,28
	LMT6513.400/88	Ceiling fixing triple door synchronised, Lvmax 2975	Brushed steel effect alu.	1 Pc	3.384,38
	LMT6513.400/97	Ceiling fixing triple door synchronised, Lvmax 2975	Matt aluminium	1 Pc	3.209,44
	LMT6513F.400/6	Ceiling fixing triple door synchronised and fixed glass, Lvmax 4000	Matt black	1 Pc	3.909,42
	LMT6513F.400/88	Ceiling fixing triple door synchronised and fixed glass, Lvmax 4000	Brushed steel effect alu.	1 Pc	3.851,32
	LMT6513F.400/97	Ceiling fixing triple door synchronised and fixed glass, Lvmax 4000	Matt aluminium	1 Pc	3.626,62
	LMT6521.200/6	Wall fixing single door, Lvmax 950	Matt black	1 Pc	1.136,22
	LMT6521.200/88	Wall fixing single door, Lvmax 950	Brushed steel effect alu.	1 Pc	1.120,10
	LMT6521.200/97	Wall fixing single door, Lvmax 950	Matt aluminium	1 Pc	1.037,44
	LMT6521.300/6	Wall fixing single door, Lvmax 1450	Matt black	1 Pc	1.284,60
	LMT6521.300/88	Wall fixing single door, Lvmax 1450	Brushed steel effect alu.	1 Pc	1.263,94
	LMT6521.300/97	Wall fixing single door, Lvmax 1450	Matt aluminium	1 Pc	1.166,20










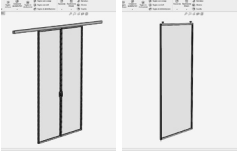
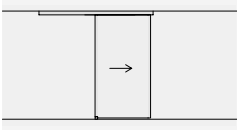
	Art.	Description	Finish	Qty	EURO
	LMT6521.400/6	Wall fixing double door synchronised, Lvmax 1970	Matt black	1 Pc	2.239,80
	LMT6521.400/88	Wall fixing double door synchronised, Lvmax 1970	Brushed steel effect alu.	1 Pc	2.209,94
	LMT6521.400/97	Wall fixing double door synchronised, Lvmax 1970	Matt aluminium	1 Pc	2.058,08
	LMINT-PCOV30.100/6	Sliding door kit with frame and cover LMax 1045	Matt black	1 Pc	732,32
	LMINT-PCOV30.100/88	Sliding door kit with frame and cover LMax 1045	Brushed steel effect alu.	1 Pc	718,72
	LMINT-PCOV30.100/97	Sliding door kit with frame and cover LMax 1045	Matt aluminium	1 Pc	669,80
	LMINT-PGUA30.100/6	Sliding door kit with side gasket LMax 1045	Matt black	1 Pc	723,54
	LMINT-PGUA30.100/88	Sliding door kit with side gasket LMax 1045	Brushed steel effect alu.	1 Pc	710,72
	LMINT-PGUA30.100/97	Sliding door kit with side gasket LMax 1045	Matt aluminium	1 Pc	663,98
	LMINT-PCOV30.150/6	Sliding door kit with frame and cover LMax 1545	Matt black	1 Pc	790,00
	LMINT-PCOV30.150/88	Sliding door kit with frame and cover LMax 1545	Brushed steel effect alu.	1 Pc	774,66
	LMINT-PCOV30.150/97	Sliding door kit with frame and cover LMax 1545	Matt aluminium	1 Pc	719,26
	LMINT-PGUA30.150/6	Sliding door kit with frame and side gasket LMax 1545	Matt black	1 Pc	781,24
	LMINT-PGUA30.150/88	Sliding door kit with frame and side gasket LMax 1545	Brushed steel effect alu.	1 Pc	766,66
	LMINT-PGUA30.150/97	Sliding door kit with frame and side gasket LMax 1545	Matt aluminium	1 Pc	713,42
	LMINT-VFIX30.100/6	Framed fixed glass kit LMax 1065	Matt black	1 Pc	546,20
	LMINT-VFIX30.100/88	Framed fixed glass kit LMax 1065	Brushed steel effect alu.	1 Pc	531,98
	LMINT-VFIX30.100/97	Framed fixed glass kit LMax 1065	Matt aluminium	1 Pc	479,40
	LMINT-VFIX30.150/6	Framed fixed glass kit LMax 1565	Matt black	1 Pc	610,84
	LMINT-VFIX30.150/88	Framed fixed glass kit LMax 1565	Brushed steel effect alu.	1 Pc	594,72
	LMINT-VFIX30.150/97	Framed fixed glass kit LMax 1565	Matt aluminium	1 Pc	535,00
	LM21.200/6	Ceiling fixing track, L1998	Matt black	1 Pc	134,80
	LM21.200/88	Ceiling fixing track, L1998	Brushed steel effect alu.	1 Pc	119,26
	LM21.200/97	Ceiling fixing track, L1998	Matt aluminium	1 Pc	112,62
	LM21.300/6	Ceiling fixing track, L2998	Matt black	1 Pc	190,26
	LM21.300/88	Ceiling fixing track, L2998	Brushed steel effect alu.	1 Pc	168,80
	LM21.300/97	Ceiling fixing track, L2998	Matt aluminium	1 Pc	158,84
	LM21.400/6	Ceiling fixing track, L3998	Matt black	1 Pc	245,78
	LM21.400/88	Ceiling fixing track, L3998	Brushed steel effect alu.	1 Pc	218,38
	LM21.400/97	Ceiling fixing track, L3998	Matt aluminium	1 Pc	205,10
	LM21.600/6	Ceiling fixing track, L6000	Matt black	1 Pc	334,68
	LM21.600/88	Ceiling fixing track, L6000	Brushed steel effect alu.	1 Pc	299,14
	LM21.600/97	Ceiling fixing track, L6000	Matt aluminium	1 Pc	279,20
	LM04855.200/6	Wall fixing track, L1998	Matt black	1 Pc	179,10
	LM04855.200/88	Wall fixing track, L1998	Brushed steel effect alu.	1 Pc	175,12
	LM04855.200/97	Wall fixing track, L1998	Matt aluminium	1 Pc	160,10
	LM04855.300/6	Wall fixing track, L2998	Matt black	1 Pc	259,02
	LM04855.300/88	Wall fixing track, L2998	Brushed steel effect alu.	1 Pc	253,04
	LM04855.300/97	Wall fixing track, L2998	Matt aluminium	1 Pc	230,52
	LM04855.400/6	Wall fixing track, L3998	Matt black	1 Pc	338,96
	LM04855.400/88	Wall fixing track, L3998	Brushed steel effect alu.	1 Pc	330,96
	LM04855.400/97	Wall fixing track, L3998	Matt aluminium	1 Pc	300,94
	LM04855.600/6	Wall fixing track, L6000	Matt black	1 Pc	481,40
	LM04855.600/88	Wall fixing track, L6000	Brushed steel effect alu.	1 Pc	469,44
	LM04855.600/97	Wall fixing track, L6000	Matt aluminium	1 Pc	424,38

	Art.	Description	Finish	Qty	EURO
	LM2V082.200/6	2-way ceiling fixing track, L1998	Matt black	1 Pc	216,04
	LM2V082.300/6	2-way ceiling fixing track, L2998	Matt black	1 Pc	314,46
	LM2V082.400/6	2-way ceiling fixing track, L3998	Matt black	1 Pc	412,90
	LM2V082.600/6	2-way ceiling fixing track, L6000	Matt black	1 Pc	592,28
	LM3V129.200/6	3-way ceiling fixing track, L1998	Matt black	1 Pc	294,22
	LM3V129.300/6	3-way ceiling fixing track, L2998	Matt black	1 Pc	431,70
	LM3V129.400/6	3-way ceiling fixing track, L3998	Matt black	1 Pc	569,18
	LM3V129.600/6	3-way ceiling fixing track, L6000	Matt black	1 Pc	826,74
	LM38065.100/6	Upper crosspiece for fixed glass, L996	Matt black	1 Pc	95,02
	LM38065.100/88	Upper crosspiece for fixed glass, L996	Brushed steel effect alu.	1 Pc	92,66
	LM38065.100/97	Upper crosspiece for fixed glass, L996	Matt aluminium	1 Pc	83,62
	LM38065.150/6	Upper crosspiece for fixed glass, L1498	Matt black	1 Pc	132,94
	LM38065.150/88	Upper crosspiece for fixed glass, L1498	Brushed steel effect alu.	1 Pc	129,36
	LM38065.150/97	Upper crosspiece for fixed glass, L1498	Matt aluminium	1 Pc	115,78
	LM38065.300/6	Upper crosspiece for fixed glass, L3000	Matt black	1 Pc	229,22
	LM38065.300/88	Upper crosspiece for fixed glass, L3000	Brushed steel effect alu.	1 Pc	222,06
	LM38065.300/97	Upper crosspiece for fixed glass, L3000	Matt aluminium	1 Pc	194,90
	LM38045.100/6	Lower crosspiece for fixed glass, L996	Matt black	1 Pc	83,72
	LM38045.100/88	Lower crosspiece for fixed glass, L996	Brushed steel effect alu.	1 Pc	81,68
	LM38045.100/97	Lower crosspiece for fixed glass, L996	Matt aluminium	1 Pc	74,06
	LM38045.150/6	Lower crosspiece for fixed glass, L1498	Matt black	1 Pc	115,94
	LM38045.150/88	Lower crosspiece for fixed glass, L1498	Brushed steel effect alu.	1 Pc	112,90
	LM38045.150/97	Lower crosspiece for fixed glass, L1498	Matt aluminium	1 Pc	101,50
	LM38045.300/6	Lower crosspiece for fixed glass, L3000	Matt black	1 Pc	195,22
	LM38045.300/88	Lower crosspiece for fixed glass, L3000	Brushed steel effect alu.	1 Pc	189,14
	LM38045.300/97	Lower crosspiece for fixed glass, L3000	Matt aluminium	1 Pc	166,34
	LM40045.300/6	Vertical column for fixed glass wall fixing, L3000	Matt black	1 Pc	202,76
	LM40045.300/88	Vertical column for fixed glass wall fixing, L3000	Brushed steel effect alu.	1 Pc	196,48
	LM40045.300/97	Vertical column for fixed glass wall fixing, L3000	Matt aluminium	1 Pc	172,72
	LM40045.400/6	Vertical column for fixed glass wall fixing, L4000	Matt black	1 Pc	296,80
	LM40045.400/88	Vertical column for fixed glass wall fixing, L4000	Brushed steel effect alu.	1 Pc	287,54
	LM40045.400/97	Vertical column for fixed glass wall fixing, L4000	Matt aluminium	1 Pc	251,64
	LM36040.100/6	Upper crosspiece for door, L996	Matt black	1 Pc	76,20
	LM36040.100/88	Upper crosspiece for door, L996	Brushed steel effect alu.	1 Pc	74,34
	LM36040.100/97	Upper crosspiece for door, L996	Matt aluminium	1 Pc	67,44
	LM36040.150/6	Upper crosspiece for door, L1498	Matt black	1 Pc	104,72
	LM36040.150/88	Upper crosspiece for door, L1498	Brushed steel effect alu.	1 Pc	101,90
	LM36040.150/97	Upper crosspiece for door, L1498	Matt aluminium	1 Pc	91,56
	LM36040.300/6	Upper crosspiece for door, L3000	Matt black	1 Pc	172,72
	LM36040.300/88	Upper crosspiece for door, L3000	Brushed steel effect alu.	1 Pc	167,14
	LM36040.300/97	Upper crosspiece for door, L3000	Matt aluminium	1 Pc	146,46
	LM0040C.100/6	Cover for upper crosspiece for door, L996	Matt black	1 Pc	25,22
	LM0040C.100/88	Cover for upper crosspiece for door, L996	Brushed steel effect alu.	1 Pc	24,86
	LM0040C.100/97	Cover for upper crosspiece for door, L996	Matt aluminium	1 Pc	23,82
	LM0040C.150/6	Cover for upper crosspiece for door, L1498	Matt black	1 Pc	32,04
	LM0040C.150/88	Cover for upper crosspiece for door, L1498	Brushed steel effect alu.	1 Pc	31,52


	Art.	Description	Finish	Qty	EURO
	LM0040C.150/97	Cover for upper crosspiece for door, L1498	Matt aluminium	1 Pc	30,04
	LM0040C.300/6	Cover for upper crosspiece for door, L3000	Matt black	1 Pc	46,00
	LM0040C.300/88	Cover for upper crosspiece for door, L3000	Brushed steel effect alu.	1 Pc	45,02
	LM0040C.300/97	Cover for upper crosspiece for door, L3000	Matt aluminium	1 Pc	42,00
	LM32040.100/6	Crosspiece for door, L996	Matt black	1 Pc	82,08
	LM32040.100/88	Crosspiece for door, L996	Brushed steel effect alu.	1 Pc	80,14
	LM32040.100/97	Crosspiece for door, L996	Matt aluminium	1 Pc	72,82
	LM32040.150/6	Crosspiece for door, L1498	Matt black	1 Pc	113,52
	LM32040.150/88	Crosspiece for door, L1498	Brushed steel effect alu.	1 Pc	110,60
	LM32040.150/97	Crosspiece for door, L1498	Matt aluminium	1 Pc	99,66
	LM32040.300/6	Crosspiece for door, L3000	Matt black	1 Pc	190,36
	LM32040.300/88	Crosspiece for door, L3000	Brushed steel effect alu.	1 Pc	184,52
	LM32040.300/97	Crosspiece for door, L3000	Matt aluminium	1 Pc	162,58
	LM25040.300/6	Side column for door, L3000	Matt black	1 Pc	184,16
	LM25040.300/88	Side column for door, L3000	Brushed steel effect alu.	1 Pc	179,16
	LM25040.300/97	Side column for door, L3000	Matt aluminium	1 Pc	160,76
	LM25040.400/6	Side column for door, L4000	Matt black	1 Pc	249,90
	LM25040.400/88	Side column for door, L4000	Brushed steel effect alu.	1 Pc	242,66
	LM25040.400/97	Side column for door, L4000	Matt aluminium	1 Pc	214,80
	LMC0038.300/6	Full-length handle profile, L3000	Matt black	1 Pc	138,32
	LMC0038.300/88	Full-length handle profile, L3000	Brushed steel effect alu.	1 Pc	133,94
	LMC0038.300/97	Full-length handle profile, L3000	Matt aluminium	1 Pc	117,70
	LMC0038.400/6	Full-length handle profile, L4000	Matt black	1 Pc	200,58
	LMC0038.400/88	Full-length handle profile, L4000	Brushed steel effect alu.	1 Pc	194,20
	LMC0038.400/97	Full-length handle profile, L4000	Matt aluminium	1 Pc	169,66
	LMINT-AM22	Installation kit for LMC0038		1 Pc	4,58
	LM0023C.300/6	Side cover for door, B23.2 L3000	Matt black	1 Pc	39,86
	LM0023C.300/88	Side cover for door, B23.2 L3000	Brushed steel effect alu.	1 Pc	38,94
	LM0023C.300/97	Side cover for door, B23.2 L3000	Matt aluminium	1 Pc	36,32
	LM0023C.400/6	Side cover for door, B23.2 L4000	Matt black	1 Pc	58,44
	LM0023C.400/88	Side cover for door, B23.2 L4000	Brushed steel effect alu.	1 Pc	57,02
	LM0023C.400/97	Side cover for door, B23.2 L4000	Matt aluminium	1 Pc	53,00
	FOU1013.30/6	U flat profile FORME series, for 10 mm glass, B12.8 H10 L3000	Matt black	1 Pc	56,74
	FOU1013.30/88	U flat profile FORME series, for 10 mm glass, B12.8 H10 L3000	Brushed steel effect alu.	1 Pc	56,74
	FOU1013.30/97	U flat profile FORME series, for 10 mm glass, B12.8 H10 L3000	Matt aluminium	1 Pc	47,30
	FOU1013.30/RAL	U flat profile FORME series, for 10 mm glass, B12.8 H10 L3000	RAL9010 polished white	1 Pc	52,00
	LM0055C.200/6	Cover for track, H54 L1998	Matt black	1 Pc	54,32
	LM0055C.200/88	Cover for track, H54 L1998	Brushed steel effect alu.	1 Pc	53,52
	LM0055C.200/97	Cover for track, H54 L1998	Matt aluminium	1 Pc	51,08
	LM0055C.300/6	Cover for track, H54 L2998	Matt black	1 Pc	71,88
	LM0055C.300/88	Cover for track, H54 L2998	Brushed steel effect alu.	1 Pc	70,68
	LM0055C.300/97	Cover for track, H54 L2998	Matt aluminium	1 Pc	67,06
	LM0055C.400/6	Cover for track, H54 L3998	Matt black	1 Pc	89,40

	Art.	Description	Finish	Qty	EURO
	LM0055C.400/88	Cover for track, H54 L3998	Brushed steel effect alu.	1 Pc	87,84
	LM0055C.400/97	Cover for track, H54 L3998	Matt aluminium	1 Pc	82,98
	LM0055C.600/6	Cover for track, H54 L6000	Matt black	1 Pc	107,06
	LM0055C.600/88	Cover for track, H54 L6000	Brushed steel effect alu.	1 Pc	104,72
	LM0055C.600/97	Cover for track, H54 L6000	Matt aluminium	1 Pc	97,44
	LMCA065.100/6	Open cover for track, H64 L996	Matt black	1 Pc	39,84
	LMCA065.100/88	Open cover for track, H64 L996	Brushed steel effect alu.	1 Pc	38,80
	LMCA065.100/97	Open cover for track, H64 L996	Matt aluminium	1 Pc	36,74
	LMCA065.150/6	Open cover for track, H64 L1496	Matt black	1 Pc	50,74
	LMCA065.150/88	Open cover for track, H64 L1496	Brushed steel effect alu.	1 Pc	49,18
	LMCA065.150/97	Open cover for track, H64 L1496	Matt aluminium	1 Pc	46,04
	LMCA065.200/6	Open cover for track, H64 L1998	Matt black	1 Pc	61,28
	LMCA065.200/88	Open cover for track, H64 L1998	Brushed steel effect alu.	1 Pc	59,22
	LMCA065.200/97	Open cover for track, H64 L1998	Matt aluminium	1 Pc	55,24
	LMCA065.300/6	Open cover for track, H64 L2998	Matt black	1 Pc	82,30
	LMCA065.300/88	Open cover for track, H64 L2998	Brushed steel effect alu.	1 Pc	79,24
	LMCA065.300/97	Open cover for track, H64 L2998	Matt aluminium	1 Pc	73,28
	LMCA065.400/6	Open cover for track, H64 L3998	Matt black	1 Pc	103,34
	LMCA065.400/88	Open cover for track, H64 L3998	Brushed steel effect alu.	1 Pc	99,24
	LMCA065.400/97	Open cover for track, H64 L3998	Matt aluminium	1 Pc	91,28
	LMCA065.600/6	Open cover for track, H64 L6000	Matt black	1 Pc	127,94
	LMCA065.600/88	Open cover for track, H64 L6000	Brushed steel effect alu.	1 Pc	121,82
	LMCA065.600/97	Open cover for track, H64 L6000	Matt aluminium	1 Pc	109,84
	LMCC065.100/6	Closed cover for track, H64 L996	Matt black	1 Pc	44,84
	LMCC065.100/88	Closed cover for track, H64 L996	Brushed steel effect alu.	1 Pc	43,50
	LMCC065.100/97	Closed cover for track, H64 L996	Matt aluminium	1 Pc	40,96
	LMCC065.150/6	Closed cover for track, H64 L1496	Matt black	1 Pc	57,98
	LMCC065.150/88	Closed cover for track, H64 L1496	Brushed steel effect alu.	1 Pc	56,08
	LMCC065.150/97	Closed cover for track, H64 L1496	Matt aluminium	1 Pc	52,36
	LMCC065.200/6	Closed cover for track, H64 L1998	Matt black	1 Pc	70,90
	LMCC065.200/88	Closed cover for track, H64 L1998	Brushed steel effect alu.	1 Pc	68,38
	LMCC065.200/97	Closed cover for track, H64 L1998	Matt aluminium	1 Pc	63,42
	LMCC065.300/6	Closed cover for track, H64 L2998	Matt black	1 Pc	96,76
	LMCC065.300/88	Closed cover for track, H64 L2998	Brushed steel effect alu.	1 Pc	92,96
	LMCC065.300/97	Closed cover for track, H64 L2998	Matt aluminium	1 Pc	85,52
	LMCC065.400/6	Closed cover for track, H64 L3998	Matt black	1 Pc	122,60
	LMCC065.400/88	Closed cover for track, H64 L3998	Brushed steel effect alu.	1 Pc	117,54
	LMCC065.400/97	Closed cover for track, H64 L3998	Matt aluminium	1 Pc	107,62
	LMCC065.600/6	Closed cover for track, H64 L6000	Matt black	1 Pc	156,82
	LMCC065.600/88	Closed cover for track, H64 L6000	Brushed steel effect alu.	1 Pc	149,22
	LMCC065.600/97	Closed cover for track, H64 L6000	Matt aluminium	1 Pc	134,38
	LM54040TP32/6	End cap with 2 screws, B40 H54 L3	Matt black	1 Pc	25,16
	LM54040TP32/88	End cap with 2 screws, B40 H54 L3	Brushed steel effect alu.	1 Pc	25,16
	LM54040TP32/97	End cap with 2 screws, B40 H54 L3	Matt aluminium	1 Pc	22,50

	Art.	Description	Finish	Qty	EURO
	LM54049TP32/6	End cap with 2 screws, B49 H54 L3	Matt black	1 Pc	25,90
	LM54049TP32/88	End cap with 2 screws, B49 H54 L3	Brushed steel effect alu.	1 Pc	25,90
	LM54049TP32/97	End cap with 2 screws, B49 H54 L3	Matt aluminium	1 Pc	24,10
	LM64051TP33/6	End cap with 3 screws, B51 H64 L3	Matt black	1 Pc	27,50
	LM64051TP33/88	End cap with 3 screws, B51 H64 L3	Brushed steel effect alu.	1 Pc	27,50
	LM64051TP33/97	End cap with 3 screws, B51 H64 L3	Matt aluminium	1 Pc	25,76
	LM64055TP33/6	End cap with 3 screws, B55 H64 L3	Matt black	1 Pc	27,50
	LM64055TP33/88	End cap with 3 screws, B55 H64 L3	Brushed steel effect alu.	1 Pc	27,50
	LM64055TP33/97	End cap with 3 screws, B55 H64 L3	Matt aluminium	1 Pc	25,76
	LM64098TP33/6	End cap with 2 screws, B98 H64 L3	Matt black	1 Pc	30,06
	LM64098TP33/88	End cap with 2 screws, B98 H64 L3	Brushed steel effect alu.	1 Pc	30,06
	LM64098TP33/97	End cap with 2 screws, B98 H64 L3	Matt aluminium	1 Pc	27,50
	LM64145TP33/6	End cap with 2 screws, B145 H64 L3	Matt black	1 Pc	31,60
	LM64145TP33/88	End cap with 2 screws, B145 H64 L3	Brushed steel effect alu.	1 Pc	31,60
	LM64145TP33/97	End cap with 2 screws, B145 H64 L3	Matt aluminium	1 Pc	29,04
	GB01.30/6	Door striking gasket, B24.5 H10 L3000	Matt black	1 Pc	29,30
	REGTERGUA	Sealing gasket with lip, B11.7 H16.7 L3000	Transparent	1 Pc	11,48
	GP77/6	Balloon sealing gasket, B30 H18.5	Matt black	1 m	3,02
	LMINT-AM11	Single door installation kit		1 Pc	84,22
	VIT7981-4.8X38-ZN	Connecting screw for crosspieces and columns, L38 M4.8		1 Pc	0,40
	VIT7981-4.8X60-ZN	Connecting screw for crosspieces and columns, L60 M4.8		1 Pc	1,08
	CARVIT8X50-A2	Roller with screw and nut for CERPOS514		1 Pc	52,54
	CARVIT8X40-A2	Roller with screw and nut for CERPOS514		1 Pc	52,54
	057.3114.071	Roller with screw and nut for CERPOS170		1 Pc	52,54
	057.3073.072	End stop with buffer	White	1 Pc	19,88
	057.3073.071	End stop without buffer	White	1 Pc	13,48

	Art.	Description	Finish	Qty	EURO
	042.3102.072	Softbreak damper, 20-60 kg	White	1 Pc	200,36
	042.3102.071	Softbreak damper, 61-100 kg	White	1 Pc	200,36
	042.3114.071	Slot cover	White	1 Pc	15,42
	LMTAS	Machining for slot on profile		1 Pc	13,48
	LMSIN-2AC11	Synchronisation kit for 2 in-line doors with floor guide		1 Pc	163,92
	LMSIN-2AT21	Synchronisation kit for 2 doors, lead & follower, with floor guide		1 Pc	226,30
	LMSIN-3AT31	Synchronisation kit for 3 doors, lead & follower, with floor guide		1 Pc	400,92
	LMINT-GT915	Floor guide		1 Pc	13,36
	MFM14025/88	Handle, B25 H140 L15	Brushed steel effect alu.		DISCONTINUED
	MFM14025/97	Handle, B25 H140 L15	Matt aluminium	1 Pc	71,18
	MFM14025/R2	Handle, B25 H140 L15	RAL9005 Matt black	1 Pc	80,06
	HAND32140VHB/88	Adhesive "C" handle, B33 H140 L10	Brushed steel effect alu.	1 Pc	47,90
	HAND32140VHB/97	Adhesive "C" handle, B33 H140 L10	Matt aluminium	1 Pc	42,38
	HAND32140VHB/R2	Adhesive "C" handle, B33 H140 L10	RAL9005 Matt black	1 Pc	46,04
	LMTCUT	Calculation and custom cutting fully framed system		1 Pc	126,50
	LMTCUTDR	Calculation and custom cutting single framed door		1 Pc	49,06
LM PORTA PRO					
LM PORTA PRO sliding door kit					
	LMP6511P.200/6	Ceiling fixing single door Lvmax 920	Matt black	1 Pc	634,04
	LMP6511P.200/88	Ceiling fixing single door Lvmax 920	Brushed steel effect alu.	1 Pc	625,08
	LMP6511P.200/97	Ceiling fixing single door Lvmax 920	Matt aluminium	1 Pc	604,96
	LMP6511P.300/6	Ceiling fixing single door Lvmax 1420	Matt black	1 Pc	716,28
	LMP6511P.300/88	Ceiling fixing single door Lvmax 1420	Brushed steel effect alu.	1 Pc	705,96
	LMP6511P.300/97	Ceiling fixing single door Lvmax 1420	Matt aluminium	1 Pc	680,46


	Art.	Description	Finish	Qty	EURO
	LMP6511CP.400/6	Ceiling fixing synchronised double door Lvmx 1940	Matt black	1 Pc	1.298,46
	LMP6511CP.400/88	Ceiling fixing synchronised double door Lvmx 1940	Brushed steel effect alu.	1 Pc	1.277,48
	LMP6511CP.400/97	Ceiling fixing synchronised double door Lvmx 1940	Matt aluminium	1 Pc	1.249,46
	LMP6511FP.200/6	Ceiling fixing single door and fixed glass Lvmx 2000	Matt black	1 Pc	701,26
	LMP6511FP.200/88	Ceiling fixing single door and fixed glass Lvmx 2000	Brushed steel effect alu.	1 Pc	658,84
	LMP6511FP.200/97	Ceiling fixing single door and fixed glass Lvmx 2000	Matt aluminium	1 Pc	647,36
	LMP6511FP.300/6	Ceiling fixing single door and fixed glass Lvmx 3000	Matt black	1 Pc	826,06
	LMP6511FP.300/88	Ceiling fixing single door and fixed glass Lvmx 3000	Brushed steel effect alu.	1 Pc	752,64
	LMP6511FP.300/97	Ceiling fixing single door and fixed glass Lvmx 3000	Matt aluminium	1 Pc	733,50
	LMP6511CFP.400/6	Ceiling fixing double door synchronised and double fixed glass, Lvmx 4000	Matt black	1 Pc	1.419,92
	LMP6511CFP.400/88	Ceiling fixing double door synchronised and double fixed glass, Lvmx 4000	Brushed steel effect alu.	1 Pc	1.335,12
	LMP6511CFP.400/97	Ceiling fixing double door synchronised and double fixed glass, Lvmx 4000	Matt aluminium	1 Pc	1.312,10
	LMP6521P.200/6	Wall fixing single door Lvmx 920	Matt black	1 Pc	634,04
	LMP6521P.200/88	Wall fixing single door Lvmx 920	Brushed steel effect alu.	1 Pc	625,08
	LMP6521P.200/97	Wall fixing single door Lvmx 920	Matt aluminium	1 Pc	604,96
	LMP6521P.300/6	Wall fixing single door Lvmx 1420	Matt black	1 Pc	716,28
	LMP6521P.300/88	Wall fixing single door Lvmx 1420	Brushed steel effect alu.	1 Pc	705,96
	LMP6521P.300/97	Wall fixing single door Lvmx 1420	Matt aluminium	1 Pc	680,46
	LMP6521CP.400/6	Wall fixing double door synchronised Lvmx 1940	Matt black	1 Pc	1.298,46
	LMP6521CP.400/88	Wall fixing double door synchronised Lvmx 1940	Brushed steel effect alu.	1 Pc	1.277,48
	LMP6521CP.400/97	Wall fixing double door synchronised Lvmx 1940	Matt aluminium	1 Pc	1.249,46
	LMP6521FP.200/6	Wall fixing single door and fixed glass Lvmx 1880	Matt black	1 Pc	734,08
	LMP6521FP.200/88	Wall fixing single door and fixed glass Lvmx 1880	Brushed steel effect alu.	1 Pc	694,72
	LMP6521FP.200/97	Wall fixing single door and fixed glass Lvmx 1880	Matt aluminium	1 Pc	670,98
	LMP6521FP.300/6	Wall fixing single door and fixed glass Lvmx 2880	Matt black	1 Pc	858,88
	LMP6521FP.300/88	Wall fixing single door and fixed glass Lvmx 2880	Brushed steel effect alu.	1 Pc	788,52
	LMP6521FP.300/97	Wall fixing single door and fixed glass Lvmx 2880	Matt aluminium	1 Pc	757,16
	LMP6521CFP.400/6	Wall fixing double door synchronised and double fixed glass, Lvmx 3880	Matt black	1 Pc	1.452,72
	LMP6521CFP.400/88	Wall fixing double door synchronised and double fixed glass, Lvmx 3880	Brushed steel effect alu.	1 Pc	1.371,00
	LMP6521CFP.400/97	Wall fixing double door synchronised and double fixed glass, Lvmx 3880	Matt aluminium	1 Pc	1.335,74
	LM5864S.200/6	Ceiling fixing track, B55 H64 L1998	Matt black	1 Pc	181,00
	LM5864S.200/88	Ceiling fixing track, B55 H64 L1998	Brushed steel effect alu.	1 Pc	178,44
	LM5864S.200/97	Ceiling fixing track, B55 H64 L1998	Matt aluminium	1 Pc	168,20
	LM5864S.300/6	Ceiling fixing track, B55 H64 L2998	Matt black	1 Pc	261,50
	LM5864S.300/88	Ceiling fixing track, B55 H64 L2998	Brushed steel effect alu.	1 Pc	257,66
	LM5864S.300/97	Ceiling fixing track, B55 H64 L2998	Matt aluminium	1 Pc	242,30
	LM5864S.400/6	Ceiling fixing track, B55 H64 L3998	Matt black	1 Pc	342,02
	LM5864S.400/88	Ceiling fixing track, B55 H64 L3998	Brushed steel effect alu.	1 Pc	336,86
	LM5864S.400/97	Ceiling fixing track, B55 H64 L3998	Matt aluminium	1 Pc	316,42
	LM5864S.600/6	Ceiling fixing track, B55 H64 L6000	Matt black	1 Pc	484,70
	LM5864S.600/88	Ceiling fixing track, B55 H64 L6000	Brushed steel effect alu.	1 Pc	477,00
	LM5864S.600/97	Ceiling fixing track, B55 H64 L6000	Matt aluminium	1 Pc	446,34




Art.	Description	Finish	Qty	EURO
LM5864P.200/6	Wall fixing track, B55 H64 L1998	Matt black	1 Pc	181,00
LM5864P.200/88	Wall fixing track, B55 H64 L1998	Brushed steel effect alu.	1 Pc	178,44
LM5864P.200/97	Wall fixing track, B55 H64 L1998	Matt aluminium	1 Pc	168,20
LM5864P.300/6	Wall fixing track, B55 H64 L2998	Matt black	1 Pc	261,50
LM5864P.300/88	Wall fixing track, B55 H64 L2998	Brushed steel effect alu.	1 Pc	257,66
LM5864P.300/97	Wall fixing track, B55 H64 L2998	Matt aluminium	1 Pc	242,30
LM5864P.400/6	Wall fixing track, B55 H64 L3998	Matt black	1 Pc	342,02
LM5864P.400/88	Wall fixing track, B55 H64 L3998	Brushed steel effect alu.	1 Pc	336,86
LM5864P.400/97	Wall fixing track, B55 H64 L3998	Matt aluminium	1 Pc	316,42
LM5864P.600/6	Wall fixing track, B55 H64 L6000	Matt black	1 Pc	484,70
LM5864P.600/88	Wall fixing track, B55 H64 L6000	Brushed steel effect alu.	1 Pc	477,00
LM5864P.600/97	Wall fixing track, B55 H64 L6000	Matt aluminium	1 Pc	446,34













LM0064CP.200/6	Cover for track, B25.7 H63 L1998	Matt black	1 Pc	56,32
LM0064CP.200/88	Cover for track, B25.7 H63 L1998	Brushed steel effect alu.	1 Pc	55,64
LM0064CP.200/97	Cover for track, B25.7 H63 L1998	Matt aluminium	1 Pc	52,98
LM0064CP.300/6	Cover for track, B25.7 H63 L2998	Matt black	1 Pc	74,50
LM0064CP.300/88	Cover for track, B25.7 H63 L2998	Brushed steel effect alu.	1 Pc	73,46
LM0064CP.300/97	Cover for track, B25.7 H63 L2998	Matt aluminium	1 Pc	69,48
LM0064CP.400/6	Cover for track, B25.7 H63 L3998	Matt black	1 Pc	92,64
LM0064CP.400/88	Cover for track, B25.7 H63 L3998	Brushed steel effect alu.	1 Pc	91,30
LM0064CP.400/97	Cover for track, B25.7 H63 L3998	Matt aluminium	1 Pc	86,00
LM0064CP.600/6	Cover for track, B25.7 H63 L6000	Matt black	1 Pc	110,66
LM0064CP.600/88	Cover for track, B25.7 H63 L6000	Brushed steel effect alu.	1 Pc	108,66
LM0064CP.600/97	Cover for track, B25.7 H63 L6000	Matt aluminium	1 Pc	100,68








LMC13.100/6	Finishing profile, L996	Matt black	1 Pc	16,88
LMC13.100/88	Finishing profile, L996	Brushed steel effect alu.	1 Pc	16,40
LMC13.100/97	Finishing profile, L996	Matt aluminium	1 Pc	15,96
LMC13.150/6	Finishing profile, L1498	Matt black	1 Pc	20,76
LMC13.150/88	Finishing profile, L1498	Brushed steel effect alu.	1 Pc	20,06
LMC13.150/97	Finishing profile, L1498	Matt aluminium	1 Pc	19,38
LMC13.200/6	Finishing profile, L1998	Matt black	1 Pc	21,76
LMC13.200/88	Finishing profile, L1998	Brushed steel effect alu.	1 Pc	20,90
LMC13.200/97	Finishing profile, L1998	Matt aluminium	1 Pc	20,14
LMC13.300/6	Finishing profile, L3000	Matt black	1 Pc	23,00
LMC13.300/88	Finishing profile, L3000	Brushed steel effect alu.	1 Pc	21,60
LMC13.300/97	Finishing profile, L3000	Matt aluminium	1 Pc	20,38



LMU20.100/6	U profile, B16 H20 L996	Matt black	1 Pc	40,08
LMU20.100/88	U profile, B16 H20 L996	Brushed steel effect alu.	1 Pc	35,18
LMU20.100/91	U profile, B16 H20 L996	Polished aluminium	1 Pc	37,24
LMU20.100/97	U profile, B16 H20 L996	Matt aluminium	1 Pc	33,44
LMU20.150/6	U profile, B16 H20 L1498	Matt black	1 Pc	54,90
LMU20.150/88	U profile, B16 H20 L1498	Brushed steel effect alu.	1 Pc	43,58
LMU20.150/91	U profile, B16 H20 L1498	Polished aluminium	1 Pc	45,56
LMU20.150/97	U profile, B16 H20 L1498	Matt aluminium	1 Pc	40,98
LMU20.300/6	U profile, B16 H20 L3000	Matt black	1 Pc	80,82
LMU20.300/88	U profile, B16 H20 L3000	Brushed steel effect alu.	1 Pc	63,56

	Art.	Description	Finish	Qty	EURO	
	LMU20.300/91	U profile, B16 H20 L3000	Polished aluminium	1 Pc	67,36	
	LMU20.300/97	U profile, B16 H20 L3000	Matt aluminium	1 Pc	58,50	
	LMU20TP/88	End cap, B16 H20 L1	Brushed steel effect alu.	1 Pc	7,20	
	LMU20TP/91	End cap, B16 H20 L1	Polished aluminium	1 Pc	7,20	
	LMU20TP/97	End cap, B16 H20 L1	Matt aluminium	1 Pc	7,08	
	LMU20TP/R2	End cap, B16 H20 L1	RAL9005 Matt black	1 Pc	8,74	
		GTUP2	Glass holder seal, H2	Transparent	1 m	1,38
GTUP3		Glass holder seal, H3	Transparent	1 m	1,56	
GTUP4		Glass holder seal, H4	Transparent	1 m	1,92	
GTUP5		Glass holder seal, H5	Transparent	1 m	2,66	
GTUP6		Glass holder seal, H6	Transparent	1 m	3,76	
GTUP2G		Glass holder seal, H2	Embossed	1 m	2,04	
GTUP3G		Glass holder seal, H3	Embossed	1 m	2,32	
GTUP4G		Glass holder seal, H4	Embossed	1 m	2,60	
GTUP5G		Glass holder seal, H5	Embossed	1 m	2,94	
GTUP6G		Glass holder seal, H6	Embossed	1 m	4,34	
GTUP2N		Glass holder seal, H2	Matt black	1 m	1,38	
GTUP3N		Glass holder seal, H3	Matt black	1 m	1,56	
GTUP4N		Glass holder seal, H4	Matt black	1 m	1,92	
GTUP5N		Glass holder seal, H5	Matt black	1 m	2,66	
GTUP6N		Glass holder seal, H6	Matt black	1 m	3,76	
		LM63061TP33/6	End cap with 3 screws, B61 H63	Matt black	1 Pc	26,66
		LM63061TP33/88	End cap with 3 screws, B61 H63	Brushed steel effect alu.	1 Pc	26,66
		LM63061TP33/97	End cap with 3 screws, B61 H63	Matt aluminium	1 Pc	25,02
	CERPOS162	Adjustable clamp with wheel for sliding doors, for 8/10.8 mm glass		1 Pc	158,48	
	LMPS-STP55	End stop without buffer		1 Pc	20,32	
	LMGF/88	Floor guide, for 8/10.8 mm glass, B25 H23 L46	Brushed steel effect alu.	1 Pc	29,84	
	LMGF/97	Floor guide, for 8/10.8 mm glass, B25 H23 L46	Matt aluminium	1 Pc	29,84	
	LMGF/R2	Floor guide, for 8/10.8 mm glass, B25 H23 L46	RAL9005 Matt black	1 Pc	35,84	
	LMDMP070ZKIT	Set of dual-action softbreak dampener from 40 to 70 kg		1 Pc	131,40	
	LMDMP100ZKIT	Set of dual-action softbreak dampener from 71 to 100 kg		1 Pc	131,40	
	LMDMP070Z	Dual action softbreak damper, 40 to 70 kg		1 Pc	72,96	
	LMDMP100Z	Dual action softbreak damper, 71 to 100 kg		1 Pc	72,96	
	LMPS-PSD62	Supporting clamp for damper		1 Pc	22,88	
	LMSIN-GA55	Activator for damper		1 Pc	17,80	
	LMSIN-AC55	Synchronisation kit		1 Pc	144,24	

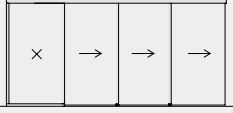
	Art.	Description	Finish	Qty	EURO
	FOP10.30/6	Flat profile FORME series, B10 H1.3 L3000	Matt black	1 Pc	37,78
	FOP10.30/88	Flat profile FORME series, B10 H1.3 L3000	Brushed steel effect alu.	1 Pc	37,78
	FOP10.30/97	Flat profile FORME series, B10 H1.3 L3000	Matt aluminium	1 Pc	28,34
	FOP10.30/RAL	Flat profile FORME series, B10 H1.3 L3000	RAL9010 polished white	1 Pc	33,06
	FOP15.30/6	Flat profile FORME series, B15 H1.3 L3000	Matt black	1 Pc	40,06
	FOP15.30/88	Flat profile FORME series, B15 H1.3 L3000	Brushed steel effect alu.	1 Pc	40,06
	FOP15.30/97	Flat profile FORME series, B15 H1.3 L3000	Matt aluminium	1 Pc	30,64
	FOP15.30/RAL	Flat profile FORME series, B15 H1.3 L3000	RAL9010 polished white	1 Pc	35,36
	FOP20.30/6	Flat profile FORME series, B20 H1.3 L3000	Matt black	1 Pc	43,08
	FOP20.30/88	Flat profile FORME series, B20 H1.3 L3000	Brushed steel effect alu.	1 Pc	43,08
	FOP20.30/97	Flat profile FORME series, B20 H1.3 L3000	Matt aluminium	1 Pc	33,64
	FOP20.30/RAL	Flat profile FORME series, B20 H1.3 L3000	RAL9010 polished white	1 Pc	38,36
	FOU1011.30/6	U flat profile FORME series, for 8 mm glass, B10.8 H10 L3000	Matt black	1 Pc	53,54
	FOU1011.30/88	U flat profile FORME series, for 8 mm glass, B10.8 H10 L3000	Brushed steel effect alu.	1 Pc	53,54
	FOU1011.30/97	U flat profile FORME series, for 8 mm glass, B10.8 H10 L3000	Matt aluminium	1 Pc	44,14
	FOU1011.30/RAL	U flat profile FORME series, for 8 mm glass, B10.8 H10 L3000	RAL9010 polished white	1 Pc	48,84
	FOU1013.30/6	U flat profile FORME series, for 10 mm glass, B12.8 H10 L3000	Matt black	1 Pc	56,74
	FOU1013.30/88	U flat profile FORME series, for 10 mm glass, B12.8 H10 L3000	Brushed steel effect alu.	1 Pc	56,74
	FOU1013.30/97	U flat profile FORME series, for 10 mm glass, B12.8 H10 L3000	Matt aluminium	1 Pc	47,30
FOU1013.30/RAL	U flat profile FORME series, for 10 mm glass, B12.8 H10 L3000	RAL9010 polished white	1 Pc	52,00	
	TS250065	Double-sided tape Tesa® ACXplus, B6 H0.5 L25 m	Transparent	1 Pc	37,74
	TS250125	Double-sided tape Tesa® ACXplus, B12 H0.5 L25 m	Transparent	1 Pc	75,44
	TS250155	Double-sided tape Tesa® ACXplus, B15 H0.5 L25 m	Transparent	1 Pc	119,64
	LMGF/88	Floor guide, for 8/10.8 mm glass, B25 H23 L46	Brushed steel effect alu.	1 Pc	29,84
	LMGF/97	Floor guide, for 8/10.8 mm glass, B25 H23 L46	Matt aluminium	1 Pc	29,84
	LMGF/R2	Floor guide, for 8/10.8 mm glass, B25 H23 L46	RAL9005 Matt black	1 Pc	35,84
	LMGF13-POM/56	Adaptor for LMGF guide	Grey	1 Pc	8,60



LM VETRO

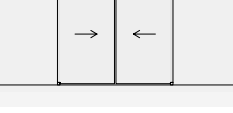


LM VETRO sliding door kit

	LMV3111.200/6	Ceiling fixing single door with visible clamps Lvmax 920	Matt black	1 Pc	480,66
	LMV3111.200/88	Ceiling fixing single door with visible clamps Lvmax 920	Brushed steel effect alu.	1 Pc	480,66
	LMV3111.200/97	Ceiling fixing single door with visible clamps Lvmax 920	Matt aluminium	1 Pc	428,48
	LMV3111.300/6	Ceiling fixing single door with visible clamps Lvmax 1420	Matt black	1 Pc	551,46
	LMV3111.300/88	Ceiling fixing single door with visible clamps Lvmax 1420	Brushed steel effect alu.	1 Pc	551,46
	LMV3111.300/97	Ceiling fixing single door with visible clamps Lvmax 1420	Matt aluminium	1 Pc	494,46
	LMV7511.200/6	Ceiling fixing single door, low cover Lvmax 920	Matt black	1 Pc	562,18
	LMV7511.200/88	Ceiling fixing single door, low cover Lvmax 920	Brushed steel effect alu.	1 Pc	562,18
	LMV7511.200/97	Ceiling fixing single door, low cover Lvmax 920	Matt aluminium	1 Pc	475,78
	LMV7511.300/6	Ceiling fixing single door, low cover Lvmax 1420	Matt black	1 Pc	655,16
	LMV7511.300/88	Ceiling fixing single door, low cover Lvmax 1420	Brushed steel effect alu.	1 Pc	655,16
	LMV7511.300/97	Ceiling fixing single door, low cover Lvmax 1420	Matt aluminium	1 Pc	561,88

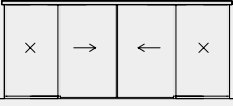





Art.	Description	Finish	Qty	EURO	
LMV10011.200/6	Ceiling fixing single door, high cover Lvmax 920	Matt black	1 Pc	571,04	
LMV10011.200/88	Ceiling fixing single door, high cover Lvmax 920	Brushed steel effect alu.	1 Pc	571,04	
LMV10011.200/97	Ceiling fixing single door, high cover Lvmax 920	Matt aluminium	1 Pc	555,62	
LMV10011.300/6	Ceiling fixing single door, high cover Lvmax 1420	Matt black	1 Pc	673,78	
LMV10011.300/88	Ceiling fixing single door, high cover Lvmax 1420	Brushed steel effect alu.	1 Pc	673,78	
LMV10011.300/97	Ceiling fixing single door, high cover Lvmax 1420	Matt aluminium	1 Pc	650,60	
	LMV3111C.400/6	Ceiling fixing double door with visible clamps Lvmax 1940	Matt black	1 Pc	883,64
	LMV3111C.400/88	Ceiling fixing double door with visible clamps Lvmax 1940	Brushed steel effect alu.	1 Pc	883,64
	LMV3111C.400/97	Ceiling fixing double door with visible clamps Lvmax 1940	Matt aluminium	1 Pc	779,22
	LMV7511C.400/6	Ceiling fixing double door synchronised, low cover Lvmax 1940	Matt black	1 Pc	1.039,84
	LMV7511C.400/88	Ceiling fixing double door synchronised, low cover Lvmax 1940	Brushed steel effect alu.	1 Pc	1.039,84
	LMV7511C.400/97	Ceiling fixing double door synchronised, low cover Lvmax 1940	Matt aluminium	1 Pc	866,76
	LMV10011C.400/6	Ceiling fixing double door synchronised, high cover Lvmax 1940	Matt black	1 Pc	1.052,70
	LMV10011C.400/88	Ceiling fixing double door synchronised, high cover Lvmax 1940	Brushed steel effect alu.	1 Pc	1.052,70
	LMV10011C.400/97	Ceiling fixing double door synchronised, high cover Lvmax 1940	Matt aluminium	1 Pc	1.021,80
	LMV7511F.200/6	Ceiling fixing single door and fixed glass, low cover Lvmax 2000	Matt black	1 Pc	696,68
	LMV7511F.200/88	Ceiling fixing single door and fixed glass, low cover Lvmax 2000	Brushed steel effect alu.	1 Pc	696,68
	LMV7511F.200/97	Ceiling fixing single door and fixed glass, low cover Lvmax 2000	Matt aluminium	1 Pc	605,26
	LMV7511F.300/6	Ceiling fixing single door and fixed glass, low cover Lvmax 3000	Matt black	1 Pc	861,16
	LMV7511F.300/88	Ceiling fixing single door and fixed glass, low cover Lvmax 3000	Brushed steel effect alu.	1 Pc	861,16
	LMV7511F.300/97	Ceiling fixing single door and fixed glass, low cover Lvmax 3000	Matt aluminium	1 Pc	740,94
	LMV10011F.200/6	Ceiling fixing single door and fixed glass, high cover Lvmax 2000	Matt black	1 Pc	734,28
	LMV10011F.200/88	Ceiling fixing single door and fixed glass, high cover Lvmax 2000	Brushed steel effect alu.	1 Pc	734,28
	LMV10011F.200/97	Ceiling fixing single door and fixed glass, high cover Lvmax 2000	Matt aluminium	1 Pc	700,60
	LMV10011F.300/6	Ceiling fixing single door and fixed glass, high cover Lvmax 3000	Matt black	1 Pc	917,20
	LMV10011F.300/88	Ceiling fixing single door and fixed glass, high cover Lvmax 3000	Brushed steel effect alu.	1 Pc	917,20
	LMV10011F.300/97	Ceiling fixing single door and fixed glass, high cover Lvmax 3000	Matt aluminium	1 Pc	866,04
	LMV7511CF.400/6	Ceiling fixing double door synced, double fixed glass, low cover Lvmax 4000	Matt black	1 Pc	1.301,10
	LMV7511CF.400/88	Ceiling fixing double door synced, double fixed glass, low cover Lvmax 4000	Brushed steel effect alu.	1 Pc	1.301,10
	LMV7511CF.400/97	Ceiling fixing double door synced, double fixed glass, low cover Lvmax 4000	Matt aluminium	1 Pc	1.093,10
	LMV10011CF.400/6	Ceiling fixing double door synced, double fixed glass, high cover Lvmax 4000	Matt black	1 Pc	1.366,38
	LMV10011CF.400/88	Ceiling fixing double door synced, double fixed glass, high cover Lvmax 4000	Brushed steel effect alu.	1 Pc	1.366,38
	LMV10011CF.400/97	Ceiling fixing double door synced, double fixed glass, high cover Lvmax 4000	Matt aluminium	1 Pc	1.299,06
	LMV10012.300/6	Ceiling fixing double door with dragging system Lvmax 1965	Matt black	1 Pc	1.212,86
	LMV10012.300/88	Ceiling fixing double door with dragging system Lvmax 1965	Brushed steel effect alu.	1 Pc	1.212,86
	LMV10012.300/97	Ceiling fixing double door with dragging system Lvmax 1965	Matt aluminium	1 Pc	1.154,04
	LMV10012F.300/6	Ceiling fixing double dragging door and fixed glass Lvmax 3000	Matt black	1 Pc	1.451,26
	LMV10012F.300/88	Ceiling fixing double dragging door and fixed glass Lvmax 3000	Brushed steel effect alu.	1 Pc	1.451,26
	LMV10012F.300/97	Ceiling fixing double dragging door and fixed glass Lvmax 3000	Matt aluminium	1 Pc	1.369,94
	LMV10013.400/6	Ceiling fixing triple door with dragging system Lvmax 2955	Matt black	1 Pc	1.893,26
	LMV10013.400/88	Ceiling fixing triple door with dragging system Lvmax 2955	Brushed steel effect alu.	1 Pc	1.893,26
	LMV10013.400/97	Ceiling fixing triple door with dragging system Lvmax 2955	Matt aluminium	1 Pc	1.795,26





	Art.	Description	Finish	Qty	EURO
	LMV10013F.400/6	Ceiling fixing triple dragging door and fixed glass Lvmax 4000	Matt black	1 Pc	2.176,02
	LMV10013F.400/88	Ceiling fixing triple dragging door and fixed glass Lvmax 4000	Brushed steel effect alu.	1 Pc	2.176,02
	LMV10013F.400/97	Ceiling fixing triple dragging door and fixed glass Lvmax 4000	Matt aluminium	1 Pc	2.048,68





	LMV3121.200/6	Wall fixing single door with visible clamps Lvmax 920	Matt black	1 Pc	493,28
	LMV3121.200/88	Wall fixing single door with visible clamps Lvmax 920	Brushed steel effect alu.	1 Pc	493,28
	LMV3121.200/97	Wall fixing single door with visible clamps Lvmax 920	Matt aluminium	1 Pc	439,70
	LMV3121.300/6	Wall fixing single door with visible clamps Lvmax 1420	Matt black	1 Pc	579,54
	LMV3121.300/88	Wall fixing single door with visible clamps Lvmax 1420	Brushed steel effect alu.	1 Pc	579,54
	LMV3121.300/97	Wall fixing single door with visible clamps Lvmax 1420	Matt aluminium	1 Pc	520,48
	LMV7521.200/6	Wall fixing single door, low cover Lvmax 920	Matt black	1 Pc	524,78
	LMV7521.200/88	Wall fixing single door, low cover Lvmax 920	Brushed steel effect alu.	1 Pc	524,78
	LMV7521.200/97	Wall fixing single door, low cover Lvmax 920	Matt aluminium	1 Pc	469,12
	LMV7521.300/6	Wall fixing single door, low cover Lvmax 1420	Matt black	1 Pc	622,16
	LMV7521.300/88	Wall fixing single door, low cover Lvmax 1420	Brushed steel effect alu.	1 Pc	622,16
	LMV7521.300/97	Wall fixing single door, low cover Lvmax 1420	Matt aluminium	1 Pc	560,02
	LMV10021.200/6	Wall fixing single door, high cover Lvmax 920	Matt black	1 Pc	550,96
	LMV10021.200/88	Wall fixing single door, high cover Lvmax 920	Brushed steel effect alu.	1 Pc	550,96
	LMV10021.200/97	Wall fixing single door, high cover Lvmax 920	Matt aluminium	1 Pc	537,06
	LMV10021.300/6	Wall fixing single door, high cover Lvmax 1420	Matt black	1 Pc	653,20
	LMV10021.300/88	Wall fixing single door, high cover Lvmax 1420	Brushed steel effect alu.	1 Pc	653,20
	LMV10021.300/97	Wall fixing single door, high cover Lvmax 1420	Matt aluminium	1 Pc	632,36














	LMV3121C.400/6	Wall fixing double door with visible clamps Lvmax 1940	Matt black	1 Pc	927,22
	LMV3121C.400/88	Wall fixing double door with visible clamps Lvmax 1940	Brushed steel effect alu.	1 Pc	927,22
	LMV3121C.400/97	Wall fixing double door with visible clamps Lvmax 1940	Matt aluminium	1 Pc	820,08
	LMV7521C.400/6	Wall fixing double door synchronised, low cover Lvmax 1900	Matt black	1 Pc	980,94
	LMV7521C.400/88	Wall fixing double door synchronised, low cover Lvmax 1900	Brushed steel effect alu.	1 Pc	980,94
	LMV7521C.400/97	Wall fixing double door synchronised, low cover Lvmax 1900	Matt aluminium	1 Pc	869,64
	LMV10021C.400/6	Wall fixing double door synchronised, high cover Lvmax 1940	Matt black	1 Pc	1.031,70
	LMV10021C.400/88	Wall fixing double door synchronised, high cover Lvmax 1940	Brushed steel effect alu.	1 Pc	1.031,70
	LMV10021C.400/97	Wall fixing double door synchronised, high cover Lvmax 1940	Matt aluminium	1 Pc	1.003,90




	LMV7521F.200/6	Wall fixing single door and fixed glass, low cover Lvmax 1880	Matt black	1 Pc	759,06
	LMV7521F.200/88	Wall fixing single door and fixed glass, low cover Lvmax 1880	Brushed steel effect alu.	1 Pc	759,06
	LMV7521F.200/97	Wall fixing single door and fixed glass, low cover Lvmax 1880	Matt aluminium	1 Pc	688,78
	LMV7521F.300/6	Wall fixing single door and fixed glass, low cover Lvmax 2880	Matt black	1 Pc	941,86
	LMV7521F.300/88	Wall fixing single door and fixed glass, low cover Lvmax 2880	Brushed steel effect alu.	1 Pc	941,86
	LMV7521F.300/97	Wall fixing single door and fixed glass, low cover Lvmax 2880	Matt aluminium	1 Pc	847,60
	LMV10021F.200/6	Wall fixing single door and fixed glass, high cover Lvmax 1880	Matt black	1 Pc	734,28
	LMV10021F.200/88	Wall fixing single door and fixed glass, high cover Lvmax 1880	Brushed steel effect alu.	1 Pc	734,28
	LMV10021F.200/97	Wall fixing single door and fixed glass, high cover Lvmax 1880	Matt aluminium	1 Pc	700,60
	LMV10021F.300/6	Wall fixing single door and fixed glass, high cover Lvmax 2880	Matt black	1 Pc	917,20
	LMV10021F.300/88	Wall fixing single door and fixed glass, high cover Lvmax 2880	Brushed steel effect alu.	1 Pc	917,20
	LMV10021F.300/97	Wall fixing single door and fixed glass, high cover Lvmax 2880	Matt aluminium	1 Pc	866,04






	Art.	Description	Finish	Qty	EURO
	LMV7521CF.400/6	Wall fixing double door synced, double fixed glass, low cover Lvmax 3880	Matt black	1 Pc	1.381,14
	LMV7521CF.400/88	Wall fixing double door synced, double fixed glass, low cover Lvmax 3880	Brushed steel effect alu.	1 Pc	1.381,14
	LMV7521CF.400/97	Wall fixing double door synced, double fixed glass, low cover Lvmax 3880	Matt aluminium	1 Pc	1.227,86
	LMV10021CF.400/6	Wall fixing double door synced, double fixed glass, high cover Lvmax 3880	Matt black	1 Pc	1.366,38
	LMV10021CF.400/88	Wall fixing double door synced, double fixed glass, high cover Lvmax 3880	Brushed steel effect alu.	1 Pc	1.366,38
	LMV10021CF.400/97	Wall fixing double door synced, double fixed glass, high cover Lvmax 3880	Matt aluminium	1 Pc	1.299,06
	LM21.200/6	Ceiling fixing track, L1998	Matt black	1 Pc	134,80
	LM21.200/88	Ceiling fixing track, L1998	Brushed steel effect alu.	1 Pc	119,26
	LM21.200/97	Ceiling fixing track, L1998	Matt aluminium	1 Pc	112,62
	LM21.300/6	Ceiling fixing track, L2998	Matt black	1 Pc	190,26
	LM21.300/88	Ceiling fixing track, L2998	Brushed steel effect alu.	1 Pc	168,80
	LM21.300/97	Ceiling fixing track, L2998	Matt aluminium	1 Pc	158,84
	LM21.400/6	Ceiling fixing track, L3998	Matt black	1 Pc	245,78
	LM21.400/88	Ceiling fixing track, L3998	Brushed steel effect alu.	1 Pc	218,38
	LM21.400/97	Ceiling fixing track, L3998	Matt aluminium	1 Pc	205,10
	LM21.600/6	Ceiling fixing track, L6000	Matt black	1 Pc	334,68
	LM21.600/88	Ceiling fixing track, L6000	Brushed steel effect alu.	1 Pc	299,14
	LM21.600/97	Ceiling fixing track, L6000	Matt aluminium	1 Pc	279,20
	LM3110.200/6	Wall fixing track, L1998	Matt black	1 Pc	189,48
	LM3110.200/88	Wall fixing track, L1998	Brushed steel effect alu.	1 Pc	167,68
	LM3110.200/97	Wall fixing track, L1998	Matt aluminium	1 Pc	158,20
	LM3110.300/6	Wall fixing track, L2998	Matt black	1 Pc	272,74
	LM3110.300/88	Wall fixing track, L2998	Brushed steel effect alu.	1 Pc	241,80
	LM3110.300/97	Wall fixing track, L2998	Matt aluminium	1 Pc	227,56
	LM3110.400/6	Wall fixing track, L3998	Matt black	1 Pc	356,04
	LM3110.400/88	Wall fixing track, L3998	Brushed steel effect alu.	1 Pc	315,94
	LM3110.400/97	Wall fixing track, L3998	Matt aluminium	1 Pc	296,98
	LM3110.600/6	Wall fixing track, L6000	Matt black	1 Pc	501,36
	LM3110.600/88	Wall fixing track, L6000	Brushed steel effect alu.	1 Pc	446,56
	LM3110.600/97	Wall fixing track, L6000	Matt aluminium	1 Pc	418,08
	LM2V080.200/6	2-way ceiling fixing track, L1998	Matt black	1 Pc	173,62
	LM2V080.300/6	2-way ceiling fixing track, L2998	Matt black	1 Pc	249,62
	LM2V080.400/6	2-way ceiling fixing track, L3998	Matt black	1 Pc	325,68
	LM2V080.600/6	2-way ceiling fixing track, L6000	Matt black	1 Pc	457,96
	LM3V112.200/6	3-way ceiling fixing track, L1998	Matt black	1 Pc	221,80
	LM3V112.300/6	3-way ceiling fixing track, L2998	Matt black	1 Pc	321,90
	LM3V112.400/6	3-way ceiling fixing track, L3998	Matt black	1 Pc	422,04
	LM3V112.600/6	3-way ceiling fixing track, L6000	Matt black	1 Pc	602,54
	LM26075.200/6	Fixed glass low profile, B26 H75 L1998	Matt black	1 Pc	167,32
	LM26075.200/88	Fixed glass low profile, B26 H75 L1998	Brushed steel effect alu.	1 Pc	150,60
	LM26075.200/97	Fixed glass low profile, B26 H75 L1998	Matt aluminium	1 Pc	139,72
	LM26075.300/6	Fixed glass low profile, B26 H75 L2998	Matt black	1 Pc	226,80
	LM26075.300/88	Fixed glass low profile, B26 H75 L2998	Brushed steel effect alu.	1 Pc	215,10
	LM26075.300/97	Fixed glass low profile, B26 H75 L2998	Matt aluminium	1 Pc	189,26

	Art.	Description	Finish	Qty	EURO
	LM26075.400/6	Fixed glass low profile, B26 H75 L3998	Matt black	1 Pc	293,92
	LM26075.400/88	Fixed glass low profile, B26 H75 L3998	Brushed steel effect alu.	1 Pc	279,64
	LM26075.400/97	Fixed glass low profile, B26 H75 L3998	Matt aluminium	1 Pc	245,22
	LM26075.600/6	Fixed glass low profile, B26 H75 L6000	Matt black	1 Pc	404,34
	LM26075.600/88	Fixed glass low profile, B26 H75 L6000	Brushed steel effect alu.	1 Pc	388,88
	LM26075.600/97	Fixed glass low profile, B26 H75 L6000	Matt aluminium	1 Pc	337,26
	LM26100.200/6	Fixed glass high profile, B26 H101 L1998	Matt black	1 Pc	201,12
	LM26100.200/88	Fixed glass high profile, B26 H101 L1998	Brushed steel effect alu.	1 Pc	186,82
	LM26100.200/97	Fixed glass high profile, B26 H101 L1998	Matt aluminium	1 Pc	167,90
	LM26100.300/6	Fixed glass high profile, B26 H101 L2998	Matt black	1 Pc	290,36
	LM26100.300/88	Fixed glass high profile, B26 H101 L2998	Brushed steel effect alu.	1 Pc	270,62
	LM26100.300/97	Fixed glass high profile, B26 H101 L2998	Matt aluminium	1 Pc	242,26
	LM26100.400/6	Fixed glass high profile, B26 H101 L3998	Matt black	1 Pc	379,54
	LM26100.400/88	Fixed glass high profile, B26 H101 L3998	Brushed steel effect alu.	1 Pc	354,40
	LM26100.400/97	Fixed glass high profile, B26 H101 L3998	Matt aluminium	1 Pc	316,56
	LM26100.600/6	Fixed glass high profile, B26 H101 L6000	Matt black	1 Pc	536,92
	LM26100.600/88	Fixed glass high profile, B26 H101 L6000	Brushed steel effect alu.	1 Pc	504,50
	LM26100.600/97	Fixed glass high profile, B26 H101 L6000	Matt aluminium	1 Pc	447,70
	LM3120.200/6	Cover for visible clamps, B7 H30 L1998	Matt black	1 Pc	42,64
	LM3120.200/88	Cover for visible clamps, B7 H30 L1998	Brushed steel effect alu.	1 Pc	37,04
	LM3120.200/97	Cover for visible clamps, B7 H30 L1998	Matt aluminium	1 Pc	35,54
	LM3120.300/6	Cover for visible clamps, B7 H30 L2998	Matt black	1 Pc	52,94
	LM3120.300/88	Cover for visible clamps, B7 H30 L2998	Brushed steel effect alu.	1 Pc	46,44
	LM3120.300/97	Cover for visible clamps, B7 H30 L2998	Matt aluminium	1 Pc	44,18
	LM3120.400/6	Cover for visible clamps, B7 H30 L3998	Matt black	1 Pc	62,94
	LM3120.400/88	Cover for visible clamps, B7 H30 L3998	Brushed steel effect alu.	1 Pc	55,70
	LM3120.400/97	Cover for visible clamps, B7 H30 L3998	Matt aluminium	1 Pc	52,76
	LM3120.600/6	Cover for visible clamps, B7 H30 L6000	Matt black	1 Pc	74,48
	LM3120.600/88	Cover for visible clamps, B7 H30 L6000	Brushed steel effect alu.	1 Pc	66,04
	LM3120.600/97	Cover for visible clamps, B7 H30 L6000	Matt aluminium	1 Pc	62,34
	LM0075C.200/6	Low cover, B13 H75 L1998	Matt black	1 Pc	67,14
	LM0075C.200/88	Low cover, B13 H75 L1998	Brushed steel effect alu.	1 Pc	59,76
	LM0075C.200/97	Low cover, B13 H75 L1998	Matt aluminium	1 Pc	56,24
	LM0075C.300/6	Low cover, B13 H75 L2998	Matt black	1 Pc	89,18
	LM0075C.300/88	Low cover, B13 H75 L2998	Brushed steel effect alu.	1 Pc	79,92
	LM0075C.300/97	Low cover, B13 H75 L2998	Matt aluminium	1 Pc	74,62
	LM0075C.400/6	Low cover, B13 H75 L3998	Matt black	1 Pc	111,30
	LM0075C.400/88	Low cover, B13 H75 L3998	Brushed steel effect alu.	1 Pc	100,10
	LM0075C.400/97	Low cover, B13 H75 L3998	Matt aluminium	1 Pc	93,02
	LM0075C.600/6	Low cover, B13 H75 L6000	Matt black	1 Pc	134,24
	LM0075C.600/88	Low cover, B13 H75 L6000	Brushed steel effect alu.	1 Pc	122,76
	LM0075C.600/97	Low cover, B13 H75 L6000	Matt aluminium	1 Pc	112,18
	LM0100C.200/6	High cover, B13 H100 L1998	Matt black	1 Pc	76,76
	LM0100C.200/88	High cover, B13 H100 L1998	Brushed steel effect alu.	1 Pc	68,66
	LM0100C.200/97	High cover, B13 H100 L1998	Matt aluminium	1 Pc	64,26
	LM0100C.300/6	High cover, B13 H100 L2998	Matt black	1 Pc	104,18

Art.	Description	Finish	Qty	EURO	
LM0100C.300/88	High cover, B13 H100 L2998	Brushed steel effect alu.	1 Pc	93,72	
LM0100C.300/97	High cover, B13 H100 L2998	Matt aluminium	1 Pc	87,10	
LM0100C.400/6	High cover, B13 H100 L3998	Matt black	1 Pc	131,58	
LM0100C.400/88	High cover, B13 H100 L3998	Brushed steel effect alu.	1 Pc	118,76	
LM0100C.400/97	High cover, B13 H100 L3998	Matt aluminium	1 Pc	109,94	
LM0100C.600/6	High cover, B13 H100 L6000	Matt black	1 Pc	166,22	
LM0100C.600/88	High cover, B13 H100 L6000	Brushed steel effect alu.	1 Pc	152,02	
LM0100C.600/97	High cover, B13 H100 L6000	Matt aluminium	1 Pc	138,78	
	LMC13.100/6	Finishing profile, L996	Matt black	1 Pc	16,88
	LMC13.100/88	Finishing profile, L996	Brushed steel effect alu.	1 Pc	16,40
	LMC13.100/97	Finishing profile, L996	Matt aluminium	1 Pc	15,96
	LMC13.150/6	Finishing profile, L1498	Matt black	1 Pc	20,76
	LMC13.150/88	Finishing profile, L1498	Brushed steel effect alu.	1 Pc	20,06
	LMC13.150/97	Finishing profile, L1498	Matt aluminium	1 Pc	19,38
	LMC13.200/6	Finishing profile, L1998	Matt black	1 Pc	21,76
	LMC13.200/88	Finishing profile, L1998	Brushed steel effect alu.	1 Pc	20,90
	LMC13.200/97	Finishing profile, L1998	Matt aluminium	1 Pc	20,14
	LMC13.300/6	Finishing profile, L3000	Matt black	1 Pc	23,00
	LMC13.300/88	Finishing profile, L3000	Brushed steel effect alu.	1 Pc	21,60
	LMC13.300/97	Finishing profile, L3000	Matt aluminium	1 Pc	20,38
	LMU20.100/6	U profile, B16 H20 L996	Matt black	1 Pc	40,08
	LMU20.100/88	U profile, B16 H20 L996	Brushed steel effect alu.	1 Pc	35,18
	LMU20.100/91	U profile, B16 H20 L996	Polished aluminium	1 Pc	37,24
	LMU20.100/97	U profile, B16 H20 L996	Matt aluminium	1 Pc	33,44
	LMU20.150/6	U profile, B16 H20 L1498	Matt black	1 Pc	54,90
	LMU20.150/88	U profile, B16 H20 L1498	Brushed steel effect alu.	1 Pc	43,58
	LMU20.150/91	U profile, B16 H20 L1498	Polished aluminium	1 Pc	45,56
	LMU20.150/97	U profile, B16 H20 L1498	Matt aluminium	1 Pc	40,98
	LMU20.300/6	U profile, B16 H20 L3000	Matt black	1 Pc	80,82
	LMU20.300/88	U profile, B16 H20 L3000	Brushed steel effect alu.	1 Pc	63,56
LMU20.300/91	U profile, B16 H20 L3000	Polished aluminium	1 Pc	67,36	
LMU20.300/97	U profile, B16 H20 L3000	Matt aluminium	1 Pc	58,50	
	LMU20TP/88	End cap, B16 H20 L1	Brushed steel effect alu.	1 Pc	7,20
	LMU20TP/91	End cap, B16 H20 L1	Polished aluminium	1 Pc	7,20
	LMU20TP/97	End cap, B16 H20 L1	Matt aluminium	1 Pc	7,08
	LMU20TP/R2	End cap, B16 H20 L1	RAL9005 Matt black	1 Pc	8,74
	GTUP2	Glass holder seal, H2	Transparent	1 m	1,38
	GTUP3	Glass holder seal, H3	Transparent	1 m	1,56
	GTUP4	Glass holder seal, H4	Transparent	1 m	1,92
	GTUP5	Glass holder seal, H5	Transparent	1 m	2,66
	GTUP6	Glass holder seal, H6	Transparent	1 m	3,76
	GTUP2G	Glass holder seal, H2	Embossed	1 m	2,04
	GTUP3G	Glass holder seal, H3	Embossed	1 m	2,32
	GTUP4G	Glass holder seal, H4	Embossed	1 m	2,60
	GTUP5G	Glass holder seal, H5	Embossed	1 m	2,94
	GTUP6G	Glass holder seal, H6	Embossed	1 m	4,34

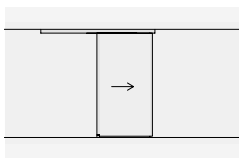
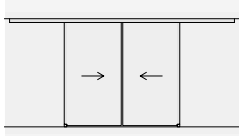
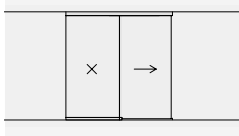
	Art.	Description	Finish	Qty	EURO
	GTUP2N	Glass holder seal, H2	Matt black	1 m	1,38
	GTUP3N	Glass holder seal, H3	Matt black	1 m	1,56
	GTUP4N	Glass holder seal, H4	Matt black	1 m	1,92
	GTUP5N	Glass holder seal, H5	Matt black	1 m	2,66
	GTUP6N	Glass holder seal, H6	Matt black	1 m	3,76
	LM31042TP32/6	End cap with 2 screws, B42 H31 L3	Matt black	1 Pc	28,50
	LM31042TP32/88	End cap with 2 screws, B42 H31 L3	Brushed steel effect alu.	1 Pc	28,50
	LM31042TP32/97	End cap with 2 screws, B42 H31 L3	Matt aluminium	1 Pc	25,90
	LM31044TP32/6	End cap with 2 screws, B44 H31 L3	Matt black	1 Pc	28,50
	LM31044TP32/88	End cap with 2 screws, B44 H31 L3	Brushed steel effect alu.	1 Pc	28,50
	LM31044TP32/97	End cap with 2 screws, B44 H31 L3	Matt aluminium	1 Pc	25,90
	LM75044TP33/6	End cap with 3 screws, B44 H75 L3	Matt black	1 Pc	27,50
	LM75044TP33/88	End cap with 3 screws, B44 H75 L3	Brushed steel effect alu.	1 Pc	27,50
	LM75044TP33/97	End cap with 3 screws, B44 H75 L3	Matt aluminium	1 Pc	25,76
	LM75042TP33/6	End cap with 3 screws, B42 H75 L3	Matt black	1 Pc	27,50
	LM75042TP33/88	End cap with 3 screws, B42 H75 L3	Brushed steel effect alu.	1 Pc	27,50
	LM75042TP33/97	End cap with 3 screws, B42 H75 L3	Matt aluminium	1 Pc	25,76
	LM75059TP33/6	End cap with 3 screws, B59 H75 L3	Matt black	1 Pc	27,74
	LM75059TP33/88	End cap with 3 screws, B59 H75 L3	Brushed steel effect alu.	1 Pc	27,74
	LM75059TP33/97	End cap with 3 screws, B59 H75 L3	Matt aluminium	1 Pc	26,02
	LM10044TP33/6	End cap with 3 screws, B44 H100 L3	Matt black	1 Pc	29,04
	LM10044TP33/88	End cap with 3 screws, B44 H100 L3	Brushed steel effect alu.	1 Pc	29,04
	LM10044TP33/97	End cap with 3 screws, B44 H100 L3	Matt aluminium	1 Pc	26,44
	LM10042TP33/6	End cap with 3 screws, B42 H100 L3	Matt black	1 Pc	29,04
	LM10042TP33/88	End cap with 3 screws, B42 H100 L3	Brushed steel effect alu.	1 Pc	29,04
	LM10042TP33/97	End cap with 3 screws, B42 H100 L3	Matt aluminium	1 Pc	26,44
	LM10059TP33/6	End cap with 3 screws, B59 H100 L3	Matt black	1 Pc	28,28
	LM10059TP33/88	End cap with 3 screws, B59 H100 L3	Brushed steel effect alu.	1 Pc	28,28
	LM10059TP33/97	End cap with 3 screws, B59 H100 L3	Matt aluminium	1 Pc	26,54
	LM10090TP33/6	End cap with 3 screws, B90 H100 L3	Matt black	1 Pc	31,10
	LM10090TP33/88	End cap with 3 screws, B90 H100 L3	Brushed steel effect alu.	1 Pc	31,10
	LM10090TP33/97	End cap with 3 screws, B90 H100 L3	Matt aluminium	1 Pc	28,52
	LM10022TP33/6	End cap with 3 screws, B122 H100	Matt black	1 Pc	31,60
	LM10022TP33/88	End cap with 3 screws, B122 H100	Brushed steel effect alu.	1 Pc	31,60
	LM10022TP33/97	End cap with 3 screws, B122 H100	Matt aluminium	1 Pc	29,04
	CARVIT8X50-A2	Roller with screw and nut for CERPOS514		1 Pc	52,54
	CARVIT8X40-A2	Roller with screw and nut for CERPOS514		1 Pc	52,54
	057.3114.071	Roller with screw and nut for CERPOS170		1 Pc	52,54
	042.3102.072	Softbreak damper, 20-60 kg	White	1 Pc	200,36
	042.3102.071	Softbreak damper, 61-100 kg	White	1 Pc	200,36
	CERPOS170ALL/6	Clamp for sliding doors, for 8/10 mm glass	Matt black	1 Pc	51,00
	CERPOS170ALL/10	Clamp for sliding doors, for 8/10 mm glass	Raw finish	1 Pc	33,06
	CERPOS170ALL/88	Clamp for sliding doors, for 8/10 mm glass	Brushed steel effect alu.		DISCONTINUED
	CERPOS170ALL/97	Clamp for sliding doors, for 8/10 mm glass	Matt aluminium	1 Pc	42,50

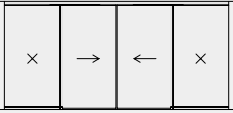
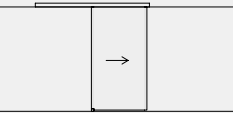
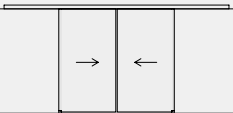
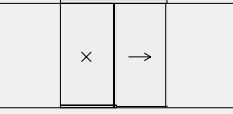
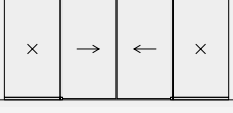



	Art.	Description	Finish	Qty	EURO
	CERPOS170COV/6	Clamp for sliding doors with cover, for 8/10 mm glass	Matt black	1 Pc	71,22
	CERPOS170COV/88	Clamp for sliding doors with cover, for 8/10 mm glass	Brushed steel effect alu.	1 Pc	65,70
	CERPOS170COV/97	Clamp for sliding doors with cover, for 8/10 mm glass	Matt aluminium	1 Pc	59,64
	CERPOS170SYNC	Clamp for sliding doors for synchronisation, for 8/10 mm glass		1 Pc	61,64
	CERPOS514	Clamp for sliding doors, for 8/10 mm glass		1 Pc	57,28
	CERPOS514-C	Clamp for sliding doors for simultaneous synchronisation or dragging movement, 8/10 mm glass		1 Pc	74,12
	CERPOS514-T	Clamp for sliding doors for dragging movement, for 8/10 mm glass		1 Pc	74,12
	057.3073.072	End stop with buffer	White	1 Pc	19,88
	057.3073.071	End stop without buffer	White	1 Pc	13,48
	LMGF/88	Floor guide, for 8/10.8 mm glass, B25 H23 L46	Brushed steel effect alu.	1 Pc	29,84
	LMGF/97	Floor guide, for 8/10.8 mm glass, B25 H23 L46	Matt aluminium	1 Pc	29,84
	LMGF/R2	Floor guide, for 8/10.8 mm glass, B25 H23 L46	RAL9005 Matt black	1 Pc	35,84
	LMSIN-2AT502/6	Synchronism kit for 2 dragged doors with CERPOS514 -C and -T	Matt black	1 Pc	301,14
	LMSIN-2AT502/88	Synchronism kit for 2 dragged doors with CERPOS514 -C and -T	Brushed steel effect alu.	1 Pc	288,66
	LMSIN-2AT502/97	Synchronism kit for 2 dragged doors with CERPOS514 -C and -T	Matt aluminium	1 Pc	288,66
	LMSIN-3AT503/6	Synchronism kit for 3 dragged doors with CERPOS514 -C and -T	Matt black	1 Pc	338,56
	LMSIN-3AT503/88	Synchronism kit for 3 dragged doors with CERPOS514 -C and -T	Brushed steel effect alu.	1 Pc	318,60
	LMSIN-3AT503/97	Synchronism kit for 3 dragged doors with CERPOS514 -C and -T	Matt aluminium	1 Pc	318,60
	LMSIN-2AC170	Synchronisation kit for 2 in-line door panels with CERPOS170SYNC		1 Pc	201,34
	LMSIN-2AC500	Synchronisation kit for 2 in-line door panels with CERPOS514-C		1 Pc	201,34






	Art.	Description	Finish	Qty	EURO
	FOP10.30/6	Flat profile FORME series, B10 H1.3 L3000	Matt black	1 Pc	37,78
	FOP10.30/88	Flat profile FORME series, B10 H1.3 L3000	Brushed steel effect alu.	1 Pc	37,78
	FOP10.30/97	Flat profile FORME series, B10 H1.3 L3000	Matt aluminium	1 Pc	28,34
	FOP10.30/RAL	Flat profile FORME series, B10 H1.3 L3000	RAL9010 polished white	1 Pc	33,06
	FOP15.30/6	Flat profile FORME series, B15 H1.3 L3000	Matt black	1 Pc	40,06
	FOP15.30/88	Flat profile FORME series, B15 H1.3 L3000	Brushed steel effect alu.	1 Pc	40,06
	FOP15.30/97	Flat profile FORME series, B15 H1.3 L3000	Matt aluminium	1 Pc	30,64
	FOP15.30/RAL	Flat profile FORME series, B15 H1.3 L3000	RAL9010 polished white	1 Pc	35,36
	FOP20.30/6	Flat profile FORME series, B20 H1.3 L3000	Matt black	1 Pc	43,08
	FOP20.30/88	Flat profile FORME series, B20 H1.3 L3000	Brushed steel effect alu.	1 Pc	43,08
	FOP20.30/97	Flat profile FORME series, B20 H1.3 L3000	Matt aluminium	1 Pc	33,64
	FOP20.30/RAL	Flat profile FORME series, B20 H1.3 L3000	RAL9010 polished white	1 Pc	38,36
	FOU1011.30/6	U flat profile FORME series, for 8 mm glass, B10.8 H10 L3000	Matt black	1 Pc	53,54
	FOU1011.30/88	U flat profile FORME series, for 8 mm glass, B10.8 H10 L3000	Brushed steel effect alu.	1 Pc	53,54
	FOU1011.30/97	U flat profile FORME series, for 8 mm glass, B10.8 H10 L3000	Matt aluminium	1 Pc	44,14
	FOU1011.30/RAL	U flat profile FORME series, for 8 mm glass, B10.8 H10 L3000	RAL9010 polished white	1 Pc	48,84
	FOU1013.30/6	U flat profile FORME series, for 10 mm glass, B12.8 H10 L3000	Matt black	1 Pc	56,74
	FOU1013.30/88	U flat profile FORME series, for 10 mm glass, B12.8 H10 L3000	Brushed steel effect alu.	1 Pc	56,74
	FOU1013.30/97	U flat profile FORME series, for 10 mm glass, B12.8 H10 L3000	Matt aluminium	1 Pc	47,30
FOU1013.30/RAL	U flat profile FORME series, for 10 mm glass, B12.8 H10 L3000	RAL9010 polished white	1 Pc	52,00	
	TS250065	Double-sided tape Tesa® ACXplus, B6 H0.5 L25 m	Transparent	1 Pc	37,74
	TS250125	Double-sided tape Tesa® ACXplus, B12 H0.5 L25 m	Transparent	1 Pc	75,44
	TS250155	Double-sided tape Tesa® ACXplus, B15 H0.5 L25 m	Transparent	1 Pc	119,64
	LMGF/88	Floor guide, for 8/10.8 mm glass, B25 H23 L46	Brushed steel effect alu.	1 Pc	29,84
	LMGF/97	Floor guide, for 8/10.8 mm glass, B25 H23 L46	Matt aluminium	1 Pc	29,84
	LMGF/R2	Floor guide, for 8/10.8 mm glass, B25 H23 L46	RAL9005 Matt black	1 Pc	35,84
	LMGF13-POM/56	Adaptor for LMGF guide	Grey	1 Pc	8,60









LM INVISIBLE









LM INVISIBLE sliding door kit

	LMGWS200/88	Ceiling fixing single door Lvmax 920	Brushed steel effect alu.	1 Pc	1.005,04
	LMGWS200/97	Ceiling fixing single door Lvmax 920	Matt aluminium	1 Pc	959,36
	LMGWS300/88	Ceiling fixing single door Lvmax 1420	Brushed steel effect alu.	1 Pc	1.187,46
	LMGWS300/97	Ceiling fixing single door Lvmax 1420	Matt aluminium	1 Pc	1.125,30
	LMGWS400/88	Ceiling fixing double door Lvmax 1940	Brushed steel effect alu.	1 Pc	1.939,00
	LMGWS400/97	Ceiling fixing double door Lvmax 1940	Matt aluminium	1 Pc	1.860,40
	LMGWF200/88	Ceiling fixing single door with fixed glass Lvmax 2000	Brushed steel effect alu.	1 Pc	1.025,58
	LMGWF200/97	Ceiling fixing single door with fixed glass Lvmax 2000	Matt aluminium	1 Pc	996,62
	LMGWF300/88	Ceiling fixing single door with fixed glass Lvmax 3000	Brushed steel effect alu.	1 Pc	1.229,48
	LMGWF300/97	Ceiling fixing single door with fixed glass Lvmax 3000	Matt aluminium	1 Pc	1.184,54

	Art.	Description	Finish	Qty	EURO
	LMGWF400/88	Ceiling fixing double door with double fixed glass, Lvmax 4000	Brushed steel effect alu.	1 Pc	1.991,46
	LMGWF400/97	Ceiling fixing double door with double fixed glass, Lvmax 4000	Matt aluminium	1 Pc	1.933,06
	LMGWSI200/88	Flush fixing single door Lvmax 920	Brushed steel effect alu.	1 Pc	886,58
	LMGWSI200/97	Flush fixing single door Lvmax 920	Matt aluminium	1 Pc	864,14
	LMGWSI300/88	Flush fixing single door Lvmax 1420	Brushed steel effect alu.	1 Pc	1.028,54
	LMGWSI300/97	Flush fixing single door Lvmax 1420	Matt aluminium	1 Pc	968,20
	LMGWSI400/88	Flush fixing double door Lvmax 1940	Brushed steel effect alu.	1 Pc	1.739,70
	LMGWSI400/97	Flush fixing double door Lvmax 1940	Matt aluminium	1 Pc	1.694,78
	LMGWI200/88	Flush fixing single door with fixed glass Lvmax 2000	Brushed steel effect alu.	1 Pc	1.015,52
	LMGWI200/97	Flush fixing single door with fixed glass Lvmax 2000	Matt aluminium	1 Pc	1.007,90
	LMGWI300/88	Flush fixing single door with fixed glass Lvmax 3000	Brushed steel effect alu.	1 Pc	1.218,82
	LMGWI300/97	Flush fixing single door with fixed glass Lvmax 3000	Matt aluminium	1 Pc	1.199,68
	LMGWI400/88	Flush fixing double door with double fixed glass, Lvmax 4000	Brushed steel effect alu.	1 Pc	2.024,46
	LMGWI400/97	Flush fixing double door with double fixed glass, Lvmax 4000	Matt aluminium	1 Pc	1.915,44
	LMGWSB200/88	Ceiling fixing track, B69 H58 L2000	Brushed steel effect alu.	1 Pc	310,66
	LMGWSB200/97	Ceiling fixing track, B69 H58 L2000	Matt aluminium	1 Pc	278,94
	LMGWSB300/88	Ceiling fixing track, B69 H58 L3000	Brushed steel effect alu.	1 Pc	456,26
	LMGWSB300/97	Ceiling fixing track, B69 H58 L3000	Matt aluminium	1 Pc	408,72
	LMGWSB400/88	Ceiling fixing track, B69 H58 L4000	Brushed steel effect alu.	1 Pc	601,92
	LMGWSB400/97	Ceiling fixing track, B69 H58 L4000	Matt aluminium	1 Pc	538,50
	LMGWSB600/88	Ceiling fixing track, B69 H58 L6000	Brushed steel effect alu.	1 Pc	875,56
	LMGWSB600/97	Ceiling fixing track, B69 H58 L6000	Matt aluminium	1 Pc	780,46
	057.3084.200/88	Fixed ceiling track, B86 H58 L2000	Brushed steel effect alu.	1 Pc	292,36
	057.3084.200/97	Fixed ceiling track, B86 H58 L2000	Matt aluminium	1 Pc	267,66
	057.3084.300/88	Fixed ceiling track, B86 H58 L3000	Brushed steel effect alu.	1 Pc	430,62
	057.3084.300/97	Fixed ceiling track, B86 H58 L3000	Matt aluminium	1 Pc	393,58
	057.3084.400/88	Fixed ceiling track, B86 H58 L4000	Brushed steel effect alu.	1 Pc	568,88
	057.3084.400/97	Fixed ceiling track, B86 H58 L4000	Matt aluminium	1 Pc	519,48
	057.3084.600/88	Fixed ceiling track, B86 H58 L6000	Brushed steel effect alu.	1 Pc	831,32
	057.3084.600/97	Fixed ceiling track, B86 H58 L6000	Matt aluminium	1 Pc	757,22
	LMGWSIB200/88	Flush fixing track, B69 H58 L2000	Brushed steel effect alu.	1 Pc	229,84
	LMGWSIB200/97	Flush fixing track, B69 H58 L2000	Matt aluminium	1 Pc	208,54
	LMGWSIB300/88	Flush fixing track, B69 H58 L3000	Brushed steel effect alu.	1 Pc	335,06
	LMGWSIB300/97	Flush fixing track, B69 H58 L3000	Matt aluminium	1 Pc	303,16
	LMGWSIB400/88	Flush fixing track, B69 H58 L4000	Brushed steel effect alu.	1 Pc	440,24
	LMGWSIB400/97	Flush fixing track, B69 H58 L4000	Matt aluminium	1 Pc	397,72
	LMGWSIB600/88	Flush fixing track, B69 H58 L6000	Brushed steel effect alu.	1 Pc	633,10
	LMGWSIB600/97	Flush fixing track, B69 H58 L6000	Matt aluminium	1 Pc	569,28

	Art.	Description	Finish	Qty	EURO
	LMGWI.B200/88	Flush fit track with fixed glass, B86 H58 L2000	Brushed steel effect alu.	1 Pc	310,66
	LMGWI.B200/97	Flush fit track with fixed glass, B86 H58 L2000	Matt aluminium	1 Pc	278,94
	LMGWI.B300/88	Flush fit track with fixed glass, B86 H58 L3000	Brushed steel effect alu.	1 Pc	456,26
	LMGWI.B300/97	Flush fit track with fixed glass, B86 H58 L3000	Matt aluminium	1 Pc	408,72
	LMGWI.B400/88	Flush fit track with fixed glass, B86 H58 L4000	Brushed steel effect alu.	1 Pc	601,92
	LMGWI.B400/97	Flush fit track with fixed glass, B86 H58 L4000	Matt aluminium	1 Pc	538,50
	LMGWI.B600/88	Flush fit track with fixed glass, B86 H58 L6000	Brushed steel effect alu.	1 Pc	875,56
	LMGWI.B600/97	Flush fit track with fixed glass, B86 H58 L6000	Matt aluminium	1 Pc	780,46
	057.3085.200/88	Lower cover, B30 L2000	Brushed steel effect alu.	1 Pc	35,46
	057.3085.200/97	Lower cover, B30 L2000	Matt aluminium	1 Pc	34,24
	057.3085.300/88	Lower cover, B30 L3000	Brushed steel effect alu.	1 Pc	45,92
	057.3085.300/97	Lower cover, B30 L3000	Matt aluminium	1 Pc	44,06
	057.3085.400/88	Lower cover, B30 L4000	Brushed steel effect alu.	1 Pc	56,18
	057.3085.400/97	Lower cover, B30 L4000	Matt aluminium	1 Pc	53,84
	057.3085.600/88	Lower cover, B30 L6000	Brushed steel effect alu.	1 Pc	62,26
	057.3085.600/97	Lower cover, B30 L6000	Matt aluminium	1 Pc	58,74
	042.3005.100/88	Finishing profile for seating fixed glass, B14.5 H15 L1000	Brushed steel effect alu.	1 Pc	23,62
	042.3005.100/97	Finishing profile for seating fixed glass, B14.5 H15 L1000	Matt aluminium	1 Pc	23,12
	042.3005.200/88	Finishing profile for seating fixed glass, B14.5 H15 L2000	Brushed steel effect alu.	1 Pc	31,10
	042.3005.200/97	Finishing profile for seating fixed glass, B14.5 H15 L2000	Matt aluminium	1 Pc	30,12
	042.3005.300/88	Finishing profile for seating fixed glass, B14.5 H15 L3000	Brushed steel effect alu.	1 Pc	39,38
	042.3005.300/97	Finishing profile for seating fixed glass, B14.5 H15 L3000	Matt aluminium	1 Pc	37,90
	042.3005.400/88	Finishing profile for seating fixed glass, B14.5 H15 L4000	Brushed steel effect alu.	1 Pc	47,66
	042.3005.400/97	Finishing profile for seating fixed glass, B14.5 H15 L4000	Matt aluminium	1 Pc	45,70
	042.3005.600/88	Finishing profile for seating fixed glass, B14.5 H15 L6000	Brushed steel effect alu.	1 Pc	49,54
	042.3005.600/97	Finishing profile for seating fixed glass, B14.5 H15 L6000	Matt aluminium	1 Pc	46,62
	PBD3183.150/6	U profile, B16 H15 L1498	Matt black	1 Pc	93,40
	PBD3183.150/88	U profile, B16 H15 L1498	Brushed steel effect alu.	1 Pc	50,02
	PBD3183.150/91	U profile, B16 H15 L1498	Polished aluminium	1 Pc	52,88
	PBD3183.150/97	U profile, B16 H15 L1498	Matt aluminium	1 Pc	47,94
	PBD3183.220/6	U profile, B16 H15 L2200	Matt black	1 Pc	116,80
	PBD3183.220/88	U profile, B16 H15 L2200	Brushed steel effect alu.	1 Pc	51,78
	PBD3183.220/91	U profile, B16 H15 L2200	Polished aluminium	1 Pc	56,04
	PBD3183.220/97	U profile, B16 H15 L2200	Matt aluminium	1 Pc	48,70
	PBD3183/6	U profile, B16 H15 L3000	Matt black	1 Pc	140,18
	PBD3183/88	U profile, B16 H15 L3000	Brushed steel effect alu.	1 Pc	53,54
	PBD3183/91	U profile, B16 H15 L3000	Polished aluminium	1 Pc	59,18
	PBD3183/97	U profile, B16 H15 L3000	Matt aluminium	1 Pc	49,44
	LMU20.100/6	U profile, B16 H20 L996	Matt black	1 Pc	40,08
	LMU20.100/88	U profile, B16 H20 L996	Brushed steel effect alu.	1 Pc	35,18
	LMU20.100/91	U profile, B16 H20 L996	Polished aluminium	1 Pc	37,24
	LMU20.100/97	U profile, B16 H20 L996	Matt aluminium	1 Pc	33,44
	LMU20.150/6	U profile, B16 H20 L1498	Matt black	1 Pc	54,90
	LMU20.150/88	U profile, B16 H20 L1498	Brushed steel effect alu.	1 Pc	43,58
	LMU20.150/91	U profile, B16 H20 L1498	Polished aluminium	1 Pc	45,56
	LMU20.150/97	U profile, B16 H20 L1498	Matt aluminium	1 Pc	40,98


Art.	Description	Finish	Qty	EURO
LMU20.300/6	U profile, B16 H20 L3000	Matt black	1 Pc	80,82
LMU20.300/88	U profile, B16 H20 L3000	Brushed steel effect alu.	1 Pc	63,56
LMU20.300/91	U profile, B16 H20 L3000	Polished aluminium	1 Pc	67,36
LMU20.300/97	U profile, B16 H20 L3000	Matt aluminium	1 Pc	58,50
 LMU20TP/88	End cap, B16 H20 L1	Brushed steel effect alu.	1 Pc	7,20
LMU20TP/91	End cap, B16 H20 L1	Polished aluminium	1 Pc	7,20
LMU20TP/97	End cap, B16 H20 L1	Matt aluminium	1 Pc	7,08
LMU20TP/R2	End cap, B16 H20 L1	RAL9005 Matt black	1 Pc	8,74
 LMGWST01/88	Pair of end caps for LMGWSB/LMGWSIB, B69 H58 L1.5	Brushed steel effect alu.	1 Pc	38,98
LMGWST01/97	Pair of end caps for LMGWSB/LMGWSIB, B69 H58 L1.5	Matt aluminium	1 Pc	26,60
 057.3078.002	Seal for cover	Matt black	1 m	14,26
 GTUP2	Glass holder seal, H2	Transparent	1 m	1,38
GTUP3	Glass holder seal, H3	Transparent	1 m	1,56
GTUP4	Glass holder seal, H4	Transparent	1 m	1,92
GTUP5	Glass holder seal, H5	Transparent	1 m	2,66
GTUP6	Glass holder seal, H6	Transparent	1 m	3,76
GTUP2G	Glass holder seal, H2	Embossed	1 m	2,04
GTUP3G	Glass holder seal, H3	Embossed	1 m	2,32
GTUP4G	Glass holder seal, H4	Embossed	1 m	2,60
GTUP5G	Glass holder seal, H5	Embossed	1 m	2,94
GTUP6G	Glass holder seal, H6	Embossed	1 m	4,34
GTUP2N	Glass holder seal, H2	Matt black	1 m	1,38
GTUP3N	Glass holder seal, H3	Matt black	1 m	1,56
GTUP4N	Glass holder seal, H4	Matt black	1 m	1,92
GTUP5N	Glass holder seal, H5	Matt black	1 m	2,66
GTUP6N	Glass holder seal, H6	Matt black	1 m	3,76
 042.3102.072	Softbreak damper, 20-60 kg	White	1 Pc	200,36
042.3102.071	Softbreak damper, 61-100 kg	White	1 Pc	200,36
 LMGW/88	Set of accessories for an LM INVISIBLE door	Brushed steel effect alu.	1 Pc	570,90
LMGW/97	Set of accessories for an LM INVISIBLE door	Matt aluminium	1 Pc	570,90
 LMSINCRO	Synchronism kit for 2 in-line door panels		1 Pc	434,80
 057.3099.071/97	Bottom stop	Matt aluminium	1 Pc	93,40

	Art.	Description	Finish	Qty	EURO
	057.3030.071/88	Adjustable floor guide, for 6/12.7 mm glass	Brushed steel effect alu.	1 Pc	73,02
	057.3030.071/91	Adjustable floor guide, for 6/12.7 mm glass	Polished aluminium	1 Pc	73,02
	057.3030.071/97	Adjustable floor guide, for 6/12.7 mm glass	Matt aluminium	1 Pc	73,02
	057.3030.071/R2	Adjustable floor guide, for 6/12.7 mm glass	RAL9005 Matt black	1 Pc	87,28
	057.3073.072	End stop with buffer	White	1 Pc	19,88
	057.3073.071	End stop without buffer	White	1 Pc	13,48
	FOP10.30/6	Flat profile FORME series, B10 H1.3 L3000	Matt black	1 Pc	37,78
	FOP10.30/88	Flat profile FORME series, B10 H1.3 L3000	Brushed steel effect alu.	1 Pc	37,78
	FOP10.30/97	Flat profile FORME series, B10 H1.3 L3000	Matt aluminium	1 Pc	28,34
	FOP10.30/RAL	Flat profile FORME series, B10 H1.3 L3000	RAL9010 polished white	1 Pc	33,06
	FOP15.30/6	Flat profile FORME series, B15 H1.3 L3000	Matt black	1 Pc	40,06
	FOP15.30/88	Flat profile FORME series, B15 H1.3 L3000	Brushed steel effect alu.	1 Pc	40,06
	FOP15.30/97	Flat profile FORME series, B15 H1.3 L3000	Matt aluminium	1 Pc	30,64
	FOP15.30/RAL	Flat profile FORME series, B15 H1.3 L3000	RAL9010 polished white	1 Pc	35,36
	FOP20.30/6	Flat profile FORME series, B20 H1.3 L3000	Matt black	1 Pc	43,08
	FOP20.30/88	Flat profile FORME series, B20 H1.3 L3000	Brushed steel effect alu.	1 Pc	43,08
	FOP20.30/97	Flat profile FORME series, B20 H1.3 L3000	Matt aluminium	1 Pc	33,64
	FOP20.30/RAL	Flat profile FORME series, B20 H1.3 L3000	RAL9010 polished white	1 Pc	38,36
		FOU1011.30/6	U flat profile FORME series, for 8 mm glass, B10.8 H10 L3000	Matt black	1 Pc
FOU1011.30/88		U flat profile FORME series, for 8 mm glass, B10.8 H10 L3000	Brushed steel effect alu.	1 Pc	53,54
FOU1011.30/97		U flat profile FORME series, for 8 mm glass, B10.8 H10 L3000	Matt aluminium	1 Pc	44,14
FOU1011.30/RAL		U flat profile FORME series, for 8 mm glass, B10.8 H10 L3000	RAL9010 polished white	1 Pc	48,84
FOU1013.30/6		U flat profile FORME series, for 10 mm glass, B12.8 H10 L3000	Matt black	1 Pc	56,74
FOU1013.30/88		U flat profile FORME series, for 10 mm glass, B12.8 H10 L3000	Brushed steel effect alu.	1 Pc	56,74
FOU1013.30/97		U flat profile FORME series, for 10 mm glass, B12.8 H10 L3000	Matt aluminium	1 Pc	47,30
FOU1013.30/RAL		U flat profile FORME series, for 10 mm glass, B12.8 H10 L3000	RAL9010 polished white	1 Pc	52,00
	TS250065	Double-sided tape Tesa® ACXplus, B6 H0.5 L25 m	Transparent	1 Pc	37,74
	TS250125	Double-sided tape Tesa® ACXplus, B12 H0.5 L25 m	Transparent	1 Pc	75,44
	TS250155	Double-sided tape Tesa® ACXplus, B15 H0.5 L25 m	Transparent	1 Pc	119,64
	LMGF/88	Floor guide, for 8/10.8 mm glass, B25 H23 L46	Brushed steel effect alu.	1 Pc	29,84
	LMGF/97	Floor guide, for 8/10.8 mm glass, B25 H23 L46	Matt aluminium	1 Pc	29,84
	LMGF/R2	Floor guide, for 8/10.8 mm glass, B25 H23 L46	RAL9005 Matt black	1 Pc	35,84
	LMGF13-POM/56	Adaptor for LMGF guide	Grey	1 Pc	8,60


Art.	Description	Finish	Qty	EURO	
LM CLIPO					
LM CLIPO sliding door kit					
	LMC36GPPK12.200/6	Ceiling fixing two independent doors, lower glass profile LVmax 1960	Matt black	1 Pc	495,40
	LMC36GPPK12.200/88	Ceiling fixing two independent doors, lower glass profile LVmax 1960	Brushed steel effect alu.	1 Pc	492,44
	LMC36GPPK12.200/97	Ceiling fixing two independent doors, lower glass profile LVmax 1960	Matt aluminium	1 Pc	483,06
	LMC36GPK12.200/6	Ceiling fixing two independent doors Lvmax 1960	Matt black	1 Pc	468,80
	LMC36GPK12.200/88	Ceiling fixing two independent doors Lvmax 1960	Brushed steel effect alu.	1 Pc	457,40
	LMC36GPK12.200/97	Ceiling fixing two independent doors Lvmax 1960	Matt aluminium	1 Pc	468,08
	LMC36GPPK11F.200/6	Ceiling fixing single door, fixed glass, lower glass profile LVmax 1960	Matt black	1 Pc	411,98
	LMC36GPPK11F.200/88	Ceiling fixing single door, fixed glass, lower glass profile LVmax 1960	Brushed steel effect alu.	1 Pc	405,38
	LMC36GPPK11F.200/97	Ceiling fixing single door, fixed glass, lower glass profile LVmax 1960	Matt aluminium	1 Pc	388,80
	LMC36GPPK11CF.400/6	Ceiling fixing double door, double fixed glass, lower glass profile LVmax 3920	Matt black	1 Pc	847,62
	LMC36GPPK11CF.400/88	Ceiling fixing double door, double fixed glass, lower glass profile LVmax 3920	Brushed steel effect alu.	1 Pc	833,62
	LMC36GPPK11CF.400/97	Ceiling fixing double door, double fixed glass, lower glass profile LVmax 3920	Matt aluminium	1 Pc	797,94
	LMC36GPPK21.200/6	Wall fixing single door with lower glass holder profile Lvmax 940	Matt black	1 Pc	379,58
	LMC36GPPK21.200/88	Wall fixing single door with lower glass holder profile Lvmax 940	Brushed steel effect alu.	1 Pc	373,38
	LMC36GPPK21.200/97	Wall fixing single door with lower glass holder profile Lvmax 940	Matt aluminium	1 Pc	358,14
	LMC36GPPK21C.400/6	Wall fixing double door with lower glass holder profile Lvmax 1930	Matt black	1 Pc	745,48
	LMC36GPPK21C.400/88	Wall fixing double door with lower glass holder profile Lvmax 1930	Brushed steel effect alu.	1 Pc	733,08
	LMC36GPPK21C.400/97	Wall fixing double door with lower glass holder profile Lvmax 1930	Matt aluminium	1 Pc	702,52
	LMC36GPK21.200/6	Wall fixing single door Lvmax 940	Matt black	1 Pc	373,14
	LMC36GPK21.200/88	Wall fixing single door Lvmax 940	Brushed steel effect alu.	1 Pc	362,70
	LMC36GPK21.200/97	Wall fixing single door Lvmax 940	Matt aluminium	1 Pc	357,48
	LMC36GPK21C.400/6	Wall fixing double door Lvmax 1930	Matt black	1 Pc	769,96
	LMC36GPK21C.400/88	Wall fixing double door Lvmax 1930	Brushed steel effect alu.	1 Pc	748,30
	LMC36GPK21C.400/97	Wall fixing double door Lvmax 1930	Matt aluminium	1 Pc	735,26
	LMC36GPPK21F.200/6	Wall fixing single door, fixed glass, lower glass profile LVmax 1920	Matt black	1 Pc	411,98
	LMC36GPPK21F.200/88	Wall fixing single door, fixed glass, lower glass profile LVmax 1920	Brushed steel effect alu.	1 Pc	405,38
	LMC36GPPK21F.200/97	Wall fixing single door, fixed glass, lower glass profile LVmax 1920	Matt aluminium	1 Pc	388,80
	LMC36GPPK21CF.400/6	Wall fixing double door. double fixed glass, lower glass profile Lvmax 3890	Matt black	1 Pc	847,62
	LMC36GPPK21CF.400/88	Wall fixing double door. double fixed glass, lower glass profile Lvmax 3890	Brushed steel effect alu.	1 Pc	833,62
	LMC36GPPK21CF.400/97	Wall fixing double door. double fixed glass, lower glass profile Lvmax 3890	Matt aluminium	1 Pc	797,94



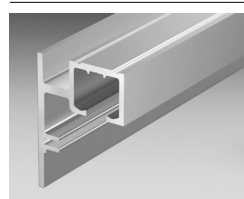
Art.	Description	Finish	Qty	EURO
053.3324.200/6	CLIPO 36 single track for flush mounting, B23.5 H18 L1997	Matt black	1 Pc	59,98
053.3324.200/88	CLIPO 36 single track for flush mounting, B23.5 H18 L1997	Brushed steel effect alu.	1 Pc	59,36
053.3324.200/97	CLIPO 36 single track for flush mounting, B23.5 H18 L1997	Matt aluminium	1 Pc	57,26
053.3324.300/6	CLIPO 36 single track for flush mounting, B23.5 H18 L2998	Matt black	1 Pc	82,96
053.3324.300/88	CLIPO 36 single track for flush mounting, B23.5 H18 L2998	Brushed steel effect alu.	1 Pc	82,04
053.3324.300/97	CLIPO 36 single track for flush mounting, B23.5 H18 L2998	Matt aluminium	1 Pc	78,92
053.3324.600/6	CLIPO 36 single track for flush mounting, B23.5 H18 L6000	Matt black	1 Pc	138,06
053.3324.600/88	CLIPO 36 single track for flush mounting, B23.5 H18 L6000	Brushed steel effect alu.	1 Pc	136,14
053.3324.600/97	CLIPO 36 single track for flush mounting, B23.5 H18 L6000	Matt aluminium	1 Pc	129,84












053.3326.200/6	CLIPO 36 single track for ceiling mounting, B20 H18 L1997	Matt black	1 Pc	61,20
053.3326.200/88	CLIPO 36 single track for ceiling mounting, B20 H18 L1997	Brushed steel effect alu.	1 Pc	60,52
053.3326.200/97	CLIPO 36 single track for ceiling mounting, B20 H18 L1997	Matt aluminium	1 Pc	58,34
053.3326.300/6	CLIPO 36 single track for ceiling mounting, B20 H18 L2998	Matt black	1 Pc	84,82
053.3326.300/88	CLIPO 36 single track for ceiling mounting, B20 H18 L2998	Brushed steel effect alu.	1 Pc	83,80
053.3326.300/97	CLIPO 36 single track for ceiling mounting, B20 H18 L2998	Matt aluminium	1 Pc	80,52
053.3326.400/6	CLIPO 36 single track for ceiling mounting, B20 H18 L3998	Matt black	1 Pc	108,42
053.3326.400/88	CLIPO 36 single track for ceiling mounting, B20 H18 L3998	Brushed steel effect alu.	1 Pc	107,06
053.3326.400/97	CLIPO 36 single track for ceiling mounting, B20 H18 L3998	Matt aluminium	1 Pc	102,74
053.3326.600/6	CLIPO 36 single track for ceiling mounting, B20 H18 L6000	Matt black	1 Pc	141,66
053.3326.600/88	CLIPO 36 single track for ceiling mounting, B20 H18 L6000	Brushed steel effect alu.	1 Pc	139,64
053.3326.600/97	CLIPO 36 single track for ceiling mounting, B20 H18 L6000	Matt aluminium	1 Pc	133,14



053.3342.200/6	CLIPO 36 double track for flush mounting, B44.3 H18 L1997	Matt black	1 Pc	98,68
053.3342.200/88	CLIPO 36 double track for flush mounting, B44.3 H18 L1997	Brushed steel effect alu.	1 Pc	95,92
053.3342.200/97	CLIPO 36 double track for flush mounting, B44.3 H18 L1997	Matt aluminium	1 Pc	90,64
053.3342.300/6	CLIPO 36 double track for flush mounting, B44.3 H18 L2998	Matt black	1 Pc	141,02
053.3342.300/88	CLIPO 36 double track for flush mounting, B44.3 H18 L2998	Brushed steel effect alu.	1 Pc	136,90
053.3342.300/97	CLIPO 36 double track for flush mounting, B44.3 H18 L2998	Matt aluminium	1 Pc	128,94
053.3342.600/6	CLIPO 36 double track for flush mounting, B44.3 H18 L6000	Matt black	1 Pc	254,06
053.3342.600/88	CLIPO 36 double track for flush mounting, B44.3 H18 L6000	Brushed steel effect alu.	1 Pc	245,90
053.3342.600/97	CLIPO 36 double track for flush mounting, B44.3 H18 L6000	Matt aluminium	1 Pc	229,96



053.3338.200/6	CLIPO 36 single track wall or ceiling mounting, B33.6 H47.7 L1997	Matt black	1 Pc	106,00
053.3338.200/88	CLIPO 36 single track wall or ceiling mounting, B33.6 H47.7 L1997	Brushed steel effect alu.	1 Pc	102,28
053.3338.200/97	CLIPO 36 single track wall or ceiling mounting, B33.6 H47.7 L1997	Matt aluminium	1 Pc	95,16
053.3338.300/6	CLIPO 36 single track wall or ceiling mounting, B33.6 H47.7 L2998	Matt black	1 Pc	152,02
053.3338.300/88	CLIPO 36 single track wall or ceiling mounting, B33.6 H47.7 L2998	Brushed steel effect alu.	1 Pc	146,46
053.3338.300/97	CLIPO 36 single track wall or ceiling mounting, B33.6 H47.7 L2998	Matt aluminium	1 Pc	135,72
053.3338.400/6	CLIPO 36 single track wall or ceiling mounting, B33.6 H47.7 L3998	Matt black	1 Pc	198,02
053.3338.400/88	CLIPO 36 single track wall or ceiling mounting, B33.6 H47.7 L3998	Brushed steel effect alu.	1 Pc	190,60
053.3338.400/97	CLIPO 36 single track wall or ceiling mounting, B33.6 H47.7 L3998	Matt aluminium	1 Pc	176,30
053.3338.600/6	CLIPO 36 single track wall or ceiling mounting, B33.6 H47.7 L6000	Matt black	1 Pc	276,08
053.3338.600/88	CLIPO 36 single track wall or ceiling mounting, B33.6 H47.7 L6000	Brushed steel effect alu.	1 Pc	264,94
053.3338.600/97	CLIPO 36 single track wall or ceiling mounting, B33.6 H47.7 L6000	Matt aluminium	1 Pc	243,52











Art.	Description	Finish	Qty	EURO	
	053.3072.100/6	CLIPO 36 glass holder profile, B12 H24 L996	Matt black	1 Pc	33,02
	053.3072.100/88	CLIPO 36 glass holder profile, B12 H24 L996	Brushed steel effect alu.	1 Pc	32,62
	053.3072.100/97	CLIPO 36 glass holder profile, B12 H24 L996	Matt aluminium	1 Pc	31,30
	053.3072.200/6	CLIPO 36 glass holder profile, B12 H24 L1997	Matt black	1 Pc	52,10
	053.3072.200/88	CLIPO 36 glass holder profile, B12 H24 L1997	Brushed steel effect alu.	1 Pc	51,30
	053.3072.200/97	CLIPO 36 glass holder profile, B12 H24 L1997	Matt aluminium	1 Pc	48,68
	053.3072.300/6	CLIPO 36 glass holder profile, B12 H24 L2998	Matt black	1 Pc	71,20
	053.3072.300/88	CLIPO 36 glass holder profile, B12 H24 L2998	Brushed steel effect alu.	1 Pc	69,96
	053.3072.300/97	CLIPO 36 glass holder profile, B12 H24 L2998	Matt aluminium	1 Pc	66,00
	053.3072.600/6	CLIPO 36 glass holder profile, B12 H24 L6000	Matt black	1 Pc	114,40
	053.3072.600/88	CLIPO 36 glass holder profile, B12 H24 L6000	Brushed steel effect alu.	1 Pc	111,96
	053.3072.600/97	CLIPO 36 glass holder profile, B12 H24 L6000	Matt aluminium	1 Pc	104,08
	053.3071.300/6	CLIPO 36 support profile for fixed glass, B9.5 H33 L3000	Matt black	1 Pc	38,96
	053.3071.300/88	CLIPO 36 support profile for fixed glass, B9.5 H33 L3000	Brushed steel effect alu.	1 Pc	38,12
	053.3071.300/97	CLIPO 36 support profile for fixed glass, B9.5 H33 L3000	Matt aluminium	1 Pc	35,46
	VIT965-3X8-ZN	Fixing screw for fixed glass support profile, L8 M3		1 Pc	1,26
	053.3075.300/6	CLIPO 36 cover for track 053.3338, B2 H48 L3000	Matt black	1 Pc	45,82
	053.3075.300/88	CLIPO 36 cover for track 053.3338, B2 H48 L3000	Brushed steel effect alu.	1 Pc	44,86
	053.3075.300/97	CLIPO 36 cover for track 053.3338, B2 H48 L3000	Matt aluminium	1 Pc	41,72
	053.3361.072	CLIPO 36 GPPK sliding door panel kit, for 6/8 mm glass		1 Pc	139,42
	053.3361.071/3	CLIPO 36 GPK sliding door panel kit, for 6/8 mm glass	Brushed nickel	1 Pc	147,20
	053.3361.071/97	CLIPO 36 GPK sliding door panel kit, for 6/8 mm glass	Matt aluminium	1 Pc	156,14
	053.3361.071/R2	CLIPO 36 GPK sliding door panel kit, for 6/8 mm glass	RAL9005 Matt black	1 Pc	151,96
	LMGF15/3	Floor guide for CLPO 36 GPK model, for 6/8 mm glass, B15 H15 L23	Brushed nickel	1 Pc	35,12
	LMGF15/97	Floor guide for CLPO 36 GPK model, for 6/8 mm glass, B15 H15 L23	Matt aluminium	1 Pc	44,06
	LMGF15/R2	Floor guide for CLPO 36 GPK model, for 6/8 mm glass, B15 H15 L23	RAL9005 Matt black	1 Pc	39,88
	057.3159.071	2 CLIPO 36 dampners, load up to 15 kg		1 Pc	133,88
	057.3159.072	2 CLIPO 36 dampners, load up to 26 kg		1 Pc	130,54
	057.3159.073	2 CLIPO 36 dampners, load up to 36 kg		1 Pc	129,50
	LM17019TP10/6	Cap for CLIPO 36 track 053.3326, B17 H19 L1	Matt black	1 Pc	18,88
	LM17019TP10/88	Cap for CLIPO 36 track 053.3326, B17 H19 L1	Brushed steel effect alu.	1 Pc	18,88
	LM17019TP10/97	Cap for CLIPO 36 track 053.3326, B17 H19 L1	Matt aluminium	1 Pc	16,76
	LM48035TP10/6	Cap for CLIPO 36 track 053.3338, B35 H48 L1	Matt black	1 Pc	19,40
	LM48035TP10/88	Cap for CLIPO 36 track 053.3338, B35 H48 L1	Brushed steel effect alu.	1 Pc	19,40
	LM48035TP10/97	Cap for CLIPO 36 track 053.3338, B35 H48 L1	Matt aluminium	1 Pc	17,32












INDOORS

BALUSTRADES

OUTDOORS

INDOORS

	Art.	Description	Finish	Qty	EURO
	SERSD610S/97	Lock for sliding doors, different key, for 10/12 mm glass, B100 H155	Matt aluminium	1 Pc	186,94
	SERSD610S/88	Lock for sliding doors, different key, for 10/12 mm glass, B100 H155	Brushed steel effect alu.		DISCONTINUED
	SERSD610SU/97	Lock for sliding doors, single key, for 10/12 mm glass, B100 H155	Matt aluminium	1 Pc	187,58
	SERSD610SU/88	Lock for sliding doors, single key, for 10/12 mm glass, B100 H155	Brushed steel effect alu.		DISCONTINUED
	SERSD610P/97	Lock for sliding doors, single key with knob, for 10/12 mm glass, B100 H155	Matt aluminium	1 Pc	197,52
	SERSD610P/88	Lock for sliding doors, single key with knob, for 10/12 mm glass, B100 H155	Brushed steel effect alu.		DISCONTINUED
	SERSD620/97	Glass counterlock, for 10/12 mm glass, B100 H155	Matt aluminium	1 Pc	107,80
	SERSD620/88	Glass counterlock, for 10/12 mm glass, B100 H155	Brushed steel effect alu.		DISCONTINUED
	DQS15/97	Lock for sliding doors, different key, for 8/12 mm glass, B55 H90	Matt aluminium	1 Pc	140,40
	DQS15/88	Lock for sliding doors, different key, for 8/12 mm glass, B55 H90	Brushed steel effect alu.	1 Pc	150,60
	DQS25/97	Lock for sliding doors with handle, different key, for 8/12 mm glass, B85 H90	Matt aluminium	1 Pc	185,80
	DQS25/88	Lock for sliding doors with handle, different key, for 8/12 mm glass, B85 H90	Brushed steel effect alu.		DISCONTINUED
	DQS13/97	Lock for sliding doors with double knob, for 8/12 mm glass, B55 H90	Matt aluminium	1 Pc	127,54
	DQS13/88	Lock for sliding doors with double knob, for 8/12 mm glass, B55 H90	Brushed steel effect alu.	1 Pc	140,38
	DQS23/97	Lock for sliding doors with double knob and handle, for 8/12 mm glass, B85 H90	Matt aluminium	1 Pc	172,94
	DQS23/88	Lock for sliding doors with double knob and handle, for 8/12 mm glass, B85 H90	Brushed steel effect alu.		DISCONTINUED
	DQS11/97	Lock for sliding doors free/occupied with knob, for 8/12 mm glass, B55 H90	Matt aluminium	1 Pc	121,82
	DQS11/88	Lock for sliding doors free/occupied with knob, for 8/12 mm glass, B55 H90	Brushed steel effect alu.		DISCONTINUED
	DQS21/97	Lock for sliding doors free/occupied, knob and handles, for 8/12 mm glass, B85 H90	Matt aluminium	1 Pc	167,20
	DQS21/88	Lock for sliding doors free/occupied, knob and handles, for 8/12 mm glass, B85 H90	Brushed steel effect alu.		DISCONTINUED
	DQS37/97	Glass counterlock, for 8/12 mm glass, B55 H90	Matt aluminium	1 Pc	80,36
	DQS37/88	Glass counterlock, for 8/12 mm glass, B55 H90	Brushed steel effect alu.	1 Pc	87,12
	SERMG10S/3	Lock for sliding doors, different key, for 8/12 mm glass, B76 H100	Brushed nickel	1 Pc	173,20
	SERMG10S/45	Lock for sliding doors, different key, for 8/12 mm glass, B76 H100	Matt alu. effect	1 Pc	174,98
	SERMG10SU/3	Lock for sliding doors, single key, for 8/12 mm glass, B76 H100	Brushed nickel	1 Pc	173,78
	SERMG10SU/45	Lock for sliding doors, single key, for 8/12 mm glass, B76 H100	Matt alu. effect	1 Pc	177,50
	SERMG10P/3	Lock for sliding doors, single key with knob, for 8/12 mm glass, B76 H100	Brushed nickel	1 Pc	187,50
	SERMG10P/45	Lock for sliding doors, single key with knob, for 8/12 mm glass, B76 H100	Matt alu. effect	1 Pc	194,90






	Art.	Description	Finish	Qty	EURO
	SERMGC1/3	Glass counterlock, for 8/12 mm glass, B46 H100	Brushed nickel	1 Pc	97,60
	SERMGC1/45	Glass counterlock, for 8/12 mm glass, B46 H100	Matt alu. effect	1 Pc	101,26
	SERMGM10S/3	Lock for sliding doors with handle, different key, 8/12 mm glass, B103 H100	Brushed nickel	1 Pc	227,02
	SERMGM10S/45	Lock for sliding doors with handle, different key, 8/12 mm glass, B103 H100	Matt alu. effect	1 Pc	227,02
	SERMGM10SU/3	Lock for sliding doors with handle, single key, 8/12 mm glass, B103 H100	Brushed nickel	1 Pc	226,98
	SERMGM10SU/45	Lock for sliding doors with handle, single key, 8/12 mm glass, B103 H100	Matt alu. effect	1 Pc	226,98
	SERMGM10P/3	Lock for sliding doors, handle, single key and knob, 8/12 mm glass, B103 H100	Brushed nickel	1 Pc	241,34
	SERMGM10P/45	Lock for sliding doors, handle, single key and knob, 8/12 mm glass, B103 H100	Matt alu. effect	1 Pc	245,02
	SERMG19/3	Counterlock, for 8/12 mm glass, B40.5 H100	Brushed nickel	1 Pc	111,46
	SERMG19/45	Counterlock, for 8/12 mm glass, B40.5 H100	Matt alu. effect	1 Pc	113,16
	SERMG12/3	Glass counterlock, for 8/12 mm glass, B40.5 H100	Brushed nickel	1 Pc	138,76
	SERMG12/45	Glass counterlock, for 8/12 mm glass, B40.5 H100	Matt alu. effect	1 Pc	141,28
	CHN28/1	Lock for sliding doors, different key with knob, 8/10 mm glass, B55 H90	Chrome	1 Pc	139,66
	CHN28/24	Lock for sliding doors, different key with knob, 8/10 mm glass, B55 H90	Brushed steel effect	1 Pc	142,02
	CHN28/45	Lock for sliding doors, different key with knob, 8/10 mm glass, B55 H90	Matt alu. effect	1 Pc	148,72
	CHN31/1	Lock for sliding doors, different key, knob and handles, 8/10 mm glass, B85 H90	Chrome	1 Pc	193,72
	CHN31/24	Lock for sliding doors, different key, knob and handles, 8/10 mm glass, B85 H90	Brushed steel effect	1 Pc	192,66
	CHN31/45	Lock for sliding doors, different key, knob and handles, 8/10 mm glass, B85 H90	Matt alu. effect	1 Pc	204,52
	CLH12/1	Lock for sliding doors double knob, for 8/10 mm glass, B55 H90	Chrome	1 Pc	117,70
	CLH12/24	Lock for sliding doors double knob, for 8/10 mm glass, B55 H90	Brushed steel effect	1 Pc	119,96
	CLH12/45	Lock for sliding doors double knob, for 8/10 mm glass, B55 H90	Matt alu. effect	1 Pc	130,40
	CLHM14/1	Lock for sliding doors double knob and handles, 8/10 mm glass, B85 H90	Chrome	1 Pc	160,80
	CLHM14/24	Lock for sliding doors double knob and handles, 8/10 mm glass, B85 H90	Brushed steel effect	1 Pc	163,94
	CLHM14/45	Lock for sliding doors double knob and handles, 8/10 mm glass, B85 H90	Matt alu. effect	1 Pc	180,08
	CLS10/1	Lock for sliding doors free/occupied with knob, for 8/10 mm glass, B55 H90	Chrome	1 Pc	113,32
	CLS10/24	Lock for sliding doors free/occupied with knob, for 8/10 mm glass, B55 H90	Brushed steel effect	1 Pc	117,90
	CLS10/45	Lock for sliding doors free/occupied with knob, for 8/10 mm glass, B55 H90	Matt alu. effect	1 Pc	120,96
	CLM11/1	Lock for sliding doors free/occupied, knob and handles, for 8/10 mm glass, B85 H90	Chrome	1 Pc	152,18
	CLM11/24	Lock for sliding doors free/occupied, knob and handles, for 8/10 mm glass, B85 H90	Brushed steel effect	1 Pc	155,12
	CLM11/45	Lock for sliding doors free/occupied, knob and handles, for 8/10 mm glass, B85 H90	Matt alu. effect	1 Pc	171,12
	CLPN/1	Lock for sliding doors single knob, for 8/10 mm glass, B55 H90	Chrome	1 Pc	113,32
	CLPN/24	Lock for sliding doors single knob, for 8/10 mm glass, B55 H90	Brushed steel effect	1 Pc	117,90
	CLPN/45	Lock for sliding doors single knob, for 8/10 mm glass, B55 H90	Matt alu. effect	1 Pc	120,96
	CL95/1	Glass counterlock, for 8/10 mm glass, B55 H90	Chrome	1 Pc	65,98
	CL95/24	Glass counterlock, for 8/10 mm glass, B55 H90	Brushed steel effect	1 Pc	67,26
	CL95/45	Glass counterlock, for 8/10 mm glass, B55 H90	Matt alu. effect	1 Pc	77,46

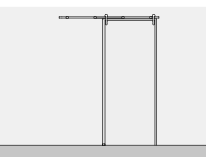
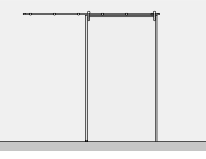
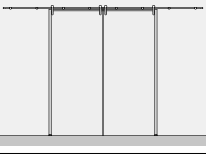
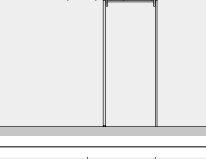
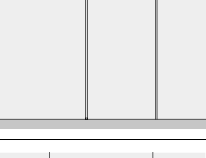
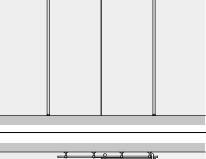
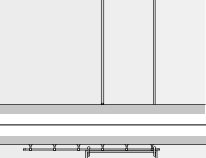




INDOORS

BALUSTRADES

OUTDOORS

INDOORS

	Art.	Description	Finish	Qty	EURO
	057.3080.001	Adhesive gasket for glass edge, B6 H4, pack 10 m	Transparent	1 Pc	532,56
	057.3080.002	Adhesive gasket for glass edge, B6 H4, pack 10 m	Black	1 Pc	532,56
	GSB12	Glass bumper adhesive gasket for glass edge for 8/13.5 mm glass, B6 H4, pack 12 m	Transparent	1 Pc	351,34
	GSLSVL	Degreasing wipe		1 Pc	3,52
	GSB831	Mounting template GSB12	Orange	1 Pc	16,04
	GSLS217	Adhesive gasket with leak protection lip that can be shortened for 8/13.5 mm glass, B21+20 L3000	Transparent	1 Pc	78,04


	Art.	Description	Finish	Qty	EURO
	GLM20002MUR/8	Wall fixing sliding door kit, for 10/12 mm glass, L2000	Brushed steel	1 Pc	600,52
	GLM20003MUR/8	Wall fixing sliding door kit, for 10/12 mm glass, L3000	Brushed steel	1 Pc	711,98
	GLM20004MUR/8	Wall fixing sliding door kit for 2 door panels, for 10/12 mm glass, L4000	Brushed steel	1 Pc	1.157,24
	GLM20002VET/8	Glass fixing sliding door kit, for 10/12 mm glass, L2000	Brushed steel	1 Pc	762,96
	GLM20003VET/8	Glass fixing sliding door kit, for 10/12 mm glass, L3000	Brushed steel	1 Pc	955,68
	GLM20004VET/8	Glass fixing sliding door kit for 2 door panels, for 10/12 mm glass, L4000	Brushed steel	1 Pc	1.482,20
	GLM20002SOF/8	Ceiling fixing sliding door kit, for 10/12 mm glass, L2000	Brushed steel	1 Pc	910,30
	GLM20003SOF/8	Ceiling fixing sliding door kit, for 10/12 mm glass, L3000	Brushed steel	1 Pc	1.176,70
	GLM20004SOF/8	Ceiling fixing sliding door kit for 2 door panels, for 10/12 mm glass, L4000	Brushed steel	1 Pc	1.776,88
	GLM2550	Single roller, for 10/12 mm glass	Brushed steel	1 Pc	177,94
	GLM2500	Kit of 2 rollers, for 10/12 mm glass	Brushed steel	1 Pc	354,12
	GLMCAV2	Tubular track with caps, B25 L2000	Brushed steel	1 Pc	201,02
	GLMCAV3	Tubular track with caps, B25 L3000	Brushed steel	1 Pc	269,30
	GLMCAV4	Tubular track with caps, B25 L4000	Brushed steel	1 Pc	339,08

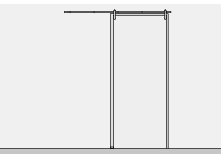
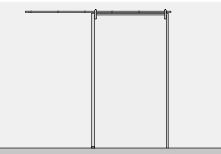


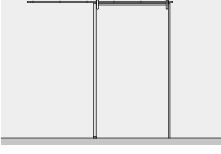
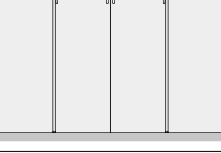



INDOORS

BALUSTRADES

OUTDOORS

INDOORS

	Art.	Description	Finish	Qty	EURO
	GLM33M5	Wall fixing	Machining steel (CNC)	1 Pc	32,26
	GLM33VT	Glass fixing, for 10/12 mm glass	Machining steel (CNC)	1 Pc	102,50
	GLM2106	Ceiling fixing	Machining steel (CNC)	1 Pc	154,08
	GLM8300A	Side wall fixing	Brushed steel	1 Pc	68,48
	GLMBLCSX	Left end stop with rubber bumper	Brushed steel	1 Pc	46,04
	GLMBLCDX	Right end stop with rubber bumper	Brushed steel	1 Pc	46,04
	GLMMOLL	Soft-closing end stop	Brushed steel	1 Pc	99,62
	GLMBLC01	End stop	Brushed steel	1 Pc	32,26
	057.3030.071/88	Adjustable floor guide, for 6/12.7 mm glass	Brushed steel effect alu.	1 Pc	73,02
	057.3030.071/91	Adjustable floor guide, for 6/12.7 mm glass	Polished aluminium	1 Pc	73,02
	057.3030.071/97	Adjustable floor guide, for 6/12.7 mm glass	Matt aluminium	1 Pc	73,02
	057.3030.071/R2	Adjustable floor guide, for 6/12.7 mm glass	RAL9005 Matt black	1 Pc	89,70
	STPSX/8	Left floor door stop, for 6-8-10 mm glass	Brushed steel	1 Pc	55,34
	STPDX/8	Right floor door stop, for 6-8-10 mm glass	Brushed steel	1 Pc	55,34
	UT300	Pin wrench with Ø 2.9 mm pins		1 Pc	56,16
	UTC300R	2 spare pins, B2.9		1 Pc	18,78







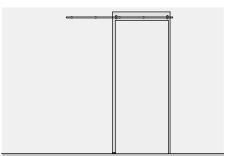
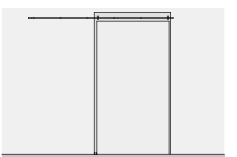
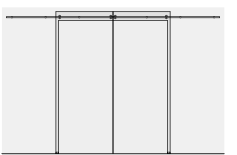
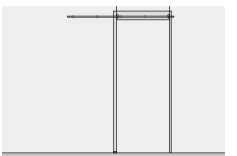
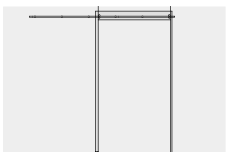
	Art.	Description	Finish	Qty	EURO
	GLM30002MUR/8	Wall fixing sliding door kit, for 8/10.7 mm glass, L2000	Brushed steel	1 Pc	864,28
	GLM30003MUR/8	Wall fixing sliding door kit, for 8/10.7 mm glass, L3000	Brushed steel	1 Pc	980,68
	GLM30004MUR/8	Wall fixing sliding door kit for 2 door panels, for 8/10.7 mm glass, L4000	Brushed steel	1 Pc	1.627,70
	GLM30002VET/8	Glass fixing sliding door kit, for 8/10.7 mm glass, L2000	Brushed steel	1 Pc	950,74
	GLM30003VET/8	Glass fixing sliding door kit, for 8/10.7 mm glass, L3000	Brushed steel	1 Pc	1.084,44
	GLM30004VET/8	Glass fixing sliding door kit for 2 door panels, for 8/10.7 mm glass, L4000	Brushed steel	1 Pc	1.748,78
	GLM3050/9	Single roller, for 8/10.7 mm glass	Machining steel (CNC)	1 Pc	271,82
	GLM3050/15	Single roller, for 8/10.7 mm glass	Polished steel	1 Pc	300,20
	GLM3000/9	Kit of 2 rollers, for 8/10.7 mm glass	Machining steel (CNC)	1 Pc	541,86
	GLM3000/15	Kit of 2 rollers, for 8/10.7 mm glass	Polished steel	1 Pc	598,64
	GLMTND20/8	Drilled solid round track, B20 L2000	Brushed steel	1 Pc	316,36
	GLMTND20/15	Drilled solid round track, B20 L2000	Polished steel	1 Pc	364,38
	GLMTND30/8	Drilled solid round track, B20 L3000	Brushed steel	1 Pc	440,96
	GLMTND30/15	Drilled solid round track, B20 L3000	Polished steel	1 Pc	513,00
	GLMTND40/8	Drilled solid round track, B20 L4000	Brushed steel	1 Pc	569,84
	GLMTND40/15	Drilled solid round track, B20 L4000	Polished steel	1 Pc	657,16
	GLMBDLN15/8	Cut to size solid round track, B20	Brushed steel	1 m	156,04
	GLMBDLN15/15	Cut to size solid round track, B20	Polished steel	1 m	173,52
	GLMFORO	Hole for GLMBDLN15		1 Pc	45,46
	GLMBRM/9	Wall fixing	Machining steel (CNC)	1 Pc	22,38
	GLMBRM/15	Wall fixing	Polished steel	1 Pc	26,12

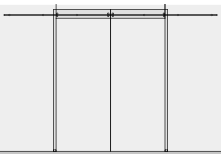
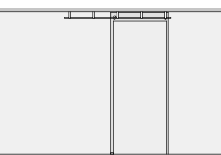
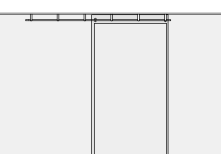
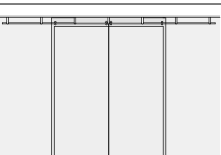





INDOORS

BALUSTRADES

OUTDOORS

INDOORS

	Art.	Description	Finish	Qty	EURO
	GLMBRV/9	Glass fixing, for 8/12 mm glass	Machining steel (CNC)	1 Pc	44,02
	GLMBRV/15	Glass fixing, for 8/12 mm glass	Polished steel	1 Pc	47,60
	GLMDSTP/9	Side wall fixing	Machining steel (CNC)	1 Pc	57,20
	GLMDSTP/15	Side wall fixing	Polished steel	1 Pc	61,54
	GLMDSTV/9	Side glass fixing, for 8/15 mm glass	Machining steel (CNC)	1 Pc	96,52
	GLMDSTV/15	Side glass fixing, for 8/15 mm glass	Polished steel	1 Pc	120,96
	GLM3023/9	Oval end stop with rubber buffer	Machining steel (CNC)	1 Pc	48,84
	GLM3023/15	Oval end stop with rubber buffer	Polished steel	1 Pc	55,04
	057.3030.071/88	Adjustable floor guide, for 6/12.7 mm glass	Brushed steel effect alu.	1 Pc	73,02
	057.3030.071/91	Adjustable floor guide, for 6/12.7 mm glass	Polished aluminium	1 Pc	73,02
	057.3030.071/97	Adjustable floor guide, for 6/12.7 mm glass	Matt aluminium	1 Pc	73,02
	057.3030.071/R2	Adjustable floor guide, for 6/12.7 mm glass	RAL9005 Matt black	1 Pc	89,70
	UT200	Pin wrench with Ø 1.9 mm pins		1 Pc	56,16
	UTC200R	2 spare pins, B1.9		1 Pc	18,78
	GLM32002PAR/8	Wall fixing sliding door kit, for 6/12.7 mm glass, L2000	Brushed steel	1 Pc	681,92
	GLM32003PAR/8	Wall fixing sliding door kit, for 6/12.7 mm glass, L3000	Brushed steel	1 Pc	806,64
	GLM32004PAR/8	Wall fixing sliding door kit for 2 door panels, for 6/12.7 mm glass, L4000	Brushed steel	1 Pc	1.255,90
	GLM32002VET/8	Glass fixing sliding door kit, for 6/12.7 mm glass, L2000	Brushed steel	1 Pc	877,60
	GLM32003VET/8	Glass fixing sliding door kit, for 6/12.7 mm glass, L3000	Brushed steel	1 Pc	1.039,96







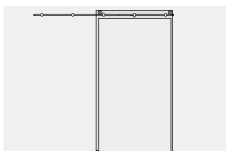




	Art.	Description	Finish	Qty	EURO
	GLM32004VET/8	Glass fixing sliding door kit for 2 door panels, for 6/12.7 mm glass, L4000	Brushed steel	1 Pc	1.570,14
	GLM32002PLA/8	Ceiling fixing sliding door kit, for 6/12.7 mm glass, L2000	Brushed steel	1 Pc	1.131,20
	GLM32003PLA/8	Ceiling fixing sliding door kit, for 6/12.7 mm glass, L3000	Brushed steel	1 Pc	1.345,78
	GLM32004PLA/8	Ceiling fixing sliding door kit for 2 door panels, for 6/12.7 mm glass, L4000	Brushed steel	1 Pc	1.884,94
	GLMRCT/9	Sliding wheel, for 6/12.7 mm glass	Machining steel (CNC)	1 Pc	93,24
	GLMRCT/15	Sliding wheel, for 6/12.7 mm glass	Polished steel	1 Pc	126,14
	GLMAN/9	Anti-derailment pin, for 6/12.7 mm glass	Machining steel (CNC)	1 Pc	62,96
	GLMAN/15	Anti-derailment pin, for 6/12.7 mm glass	Polished steel	1 Pc	68,32
	GLM7000/9	Kit of 2 wheels + 2 pins, for 6/12.7 mm glass	Machining steel (CNC)	1 Pc	307,14
	GLM7000/15	Kit of 2 wheels + 2 pins, for 6/12.7 mm glass	Polished steel	1 Pc	338,58
	GLMTND20/8	Drilled solid round track, B20 L2000	Brushed steel	1 Pc	316,36
	GLMTND20/15	Drilled solid round track, B20 L2000	Polished steel	1 Pc	364,38
	GLMTND30/8	Drilled solid round track, B20 L3000	Brushed steel	1 Pc	440,96
	GLMTND30/15	Drilled solid round track, B20 L3000	Polished steel	1 Pc	513,00
	GLMTND40/8	Drilled solid round track, B20 L4000	Brushed steel	1 Pc	569,84
	GLMTND40/15	Drilled solid round track, B20 L4000	Polished steel	1 Pc	657,16
	GLMBDLN15/8	Cut to size solid round track, B20	Brushed steel	1 m	156,04
	GLMBDLN15/15	Cut to size solid round track, B20	Polished steel	1 m	173,52
	GLMFOR0	Hole for GLMBDLN15		1 Pc	45,46
	GLMBRM/9	Wall fixing	Machining steel (CNC)	1 Pc	22,38
	GLMBRM/15	Wall fixing	Polished steel	1 Pc	26,12
	GLMBRV/9	Glass fixing, for 8/12 mm glass	Machining steel (CNC)	1 Pc	44,02
	GLMBRV/15	Glass fixing, for 8/12 mm glass	Polished steel	1 Pc	47,60
	GLMSST/9	Ceiling fixing	Machining steel (CNC)	1 Pc	127,50
	GLMSST/15	Ceiling fixing	Polished steel	1 Pc	146,70

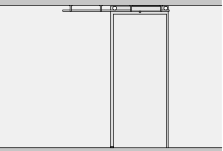
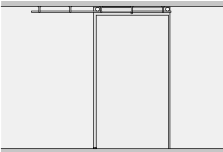
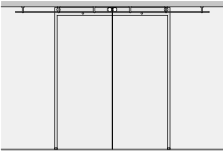







INDOORS

BALUSTRADES

OUTDOORS

INDOORS

	Art.	Description	Finish	Qty	EURO
	GLMDSTP/9	Side wall fixing	Machining steel (CNC)	1 Pc	57,20
	GLMDSTP/15	Side wall fixing	Polished steel	1 Pc	61,54
	GLMDSTV/9	Side glass fixing, for 8/15 mm glass	Machining steel (CNC)	1 Pc	96,52
	GLMDSTV/15	Side glass fixing, for 8/15 mm glass	Polished steel	1 Pc	120,96
	GLM3020/9	End stop	Machining steel (CNC)	1 Pc	23,80
	GLM3020/15	End stop	Polished steel	1 Pc	27,08
	057.3030.071/88	Adjustable floor guide, for 6/12.7 mm glass	Brushed steel effect alu.	1 Pc	73,02
	057.3030.071/91	Adjustable floor guide, for 6/12.7 mm glass	Polished aluminium	1 Pc	73,02
	057.3030.071/97	Adjustable floor guide, for 6/12.7 mm glass	Matt aluminium	1 Pc	73,02
	057.3030.071/R2	Adjustable floor guide, for 6/12.7 mm glass	RAL9005 Matt black	1 Pc	89,70
	UT200	Pin wrench with Ø 1.9 mm pins		1 Pc	56,16
	UTC200R	2 spare pins , B1.9		1 Pc	18,78
	GM85002MUR	Wall fixing sliding door kit, for 12/17.5 mm glass, L2000	Machining steel (CNC)	1 Pc	1.657,96
	GM85003MUR	Wall fixing sliding door kit, for 12/17.5 mm glass, L3000	Machining steel (CNC)	1 Pc	1.904,92
	GM85004MUR	Wall fixing sliding door kit for 2 door panels, for 12/17.5 mm glass, L4000	Machining steel (CNC)	1 Pc	3.506,72
	GM85002VET	Glass fixing sliding door kit, for 12/17.5 mm glass, L2000	Machining steel (CNC)	1 Pc	1.973,64
	GM85003VET	Glass fixing sliding door kit, for 12/17.5 mm glass, L3000	Machining steel (CNC)	1 Pc	2.299,50
	GM85004VET	Glass fixing sliding door kit for 2 door panels, for 12/17.5 mm glass, L4000	Machining steel (CNC)	1 Pc	3.980,22



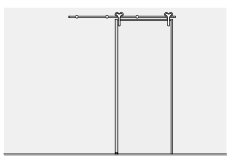

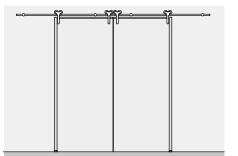
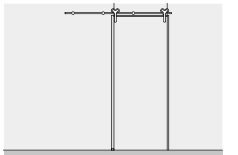
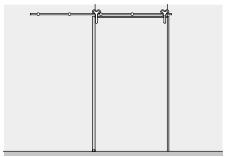
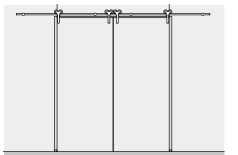

	Art.	Description	Finish	Qty	EURO
	GM85002PLA	Ceiling fixing sliding door kit, for 12/17.5 mm glass, L2000	Machining steel (CNC)	1 Pc	1.952,88
	GM85003PLA	Ceiling fixing sliding door kit, for 12/17.5 mm glass, L3000	Machining steel (CNC)	1 Pc	2.273,54
	GM85004PLA	Ceiling fixing sliding door kit for 2 door panels, for 12/17.5 mm glass, L4000	Machining steel (CNC)	1 Pc	3.949,08
	GLMRC	Sliding wheel, for 12/17.5 mm glass	Machining steel (CNC)	1 Pc	233,10
	GLMRL	Anti-derailment wheel, for 12/17.5 mm glass	Machining steel (CNC)	1 Pc	112,94
	GLM8500	Kit of 2 sliding wheels + 1 anti-derailment roller, for 12/17.5 mm glass	Machining steel (CNC)	1 Pc	575,68
	GLMBST200	Drilled solid half round track, L2000	Brushed steel	1 Pc	1.024,94
	GLMBST300	Drilled solid half round track, L3000	Brushed steel	1 Pc	1.249,60
	GLMBST400	Drilled solid half round track, L4000	Brushed steel	1 Pc	2.285,14
	GLMBST	Cut to size half round track	Brushed steel	1 m	ON REQUEST
	GLMATM	Wall fixing	Machining steel (CNC)	1 Pc	32,26
	GLMATV	Glass fixing, for 12/17.5 mm glass	Machining steel (CNC)	1 Pc	143,38
	GLMATS	Ceiling fixing	Machining steel (CNC)	1 Pc	136,12
	GLMFERM	End stop	Brushed steel	1 Pc	84,48
	GLMSTOPSX	Left locking bracket	Brushed steel	1 Pc	126,30









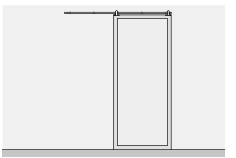
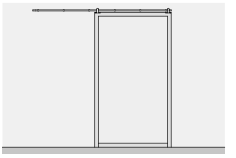
INDOORS

BALUSTRADES

OUTDOORS

INDOORS

	Art.	Description	Finish	Qty	EURO
	GLMSTOPDX	Right locking bracket	Brushed steel	1 Pc	126,30
	GLMGREG/88	Adjustable floor guide, for 11/19 mm glass	Brushed steel effect alu.	1 Pc	87,74
	UT250	Pin wrench with Ø 2.4 mm pins		1 Pc	54,40
	UTC250R	2 spare pins, B2.4		1 Pc	18,78
	GM65002MUR	Wall fixing sliding door kit, for 12/17.5 mm glass, L2000	Machining steel (CNC)	1 Pc	2.401,78
	GM65003MUR	Wall fixing sliding door kit, for 12/17.5 mm glass, L3000	Machining steel (CNC)	1 Pc	2.648,70
	GM65004MUR	Wall fixing sliding door kit for 2 door panels, for 12/17.5 mm glass, L4000	Machining steel (CNC)	1 Pc	4.994,30
	GM65002VET	Glass fixing sliding door kit, for 12/17.5 mm glass, L2000	Machining steel (CNC)	1 Pc	2.717,44
	GM65003VET	Glass fixing sliding door kit, for 12/17.5 mm glass, L3000	Machining steel (CNC)	1 Pc	3.043,30
	GM65004VET	Glass fixing sliding door kit for 2 door panels, for 12/17.5 mm glass, L4000	Machining steel (CNC)	1 Pc	5.467,82
	GLM6550	Single roller, for 12/17.5 mm glass	Machining steel (CNC)	1 Pc	809,36
	GLM6500	Kit of 2 rollers, for 12/17.5 mm glass	Machining steel (CNC)	1 Pc	1.617,00


	Art.	Description	Finish	Qty	EURO
	GLMBST200	Drilled solid half round track, L2000	Brushed steel	1 Pc	1.024,94
	GLMBST300	Drilled solid half round track, L3000	Brushed steel	1 Pc	1.249,60
	GLMBST400	Drilled solid half round track, L4000	Brushed steel	1 Pc	2.285,14
	GLMBST	Cut to size half round track	Brushed steel	1 m	ON REQUEST
	GLMATM	Wall fixing	Machining steel (CNC)	1 Pc	32,26
	GLMATV	Glass fixing, for 12/17.5 mm glass	Machining steel (CNC)	1 Pc	143,38
	GLMFERM	End stop	Brushed steel	1 Pc	84,48
	GLMSTOPSX	Left locking bracket	Brushed steel	1 Pc	126,30
	GLMSTOPDX	Right locking bracket	Brushed steel	1 Pc	126,30
	GLMGREG/88	Adjustable floor guide, for 11/19 mm glass	Brushed steel effect alu.	1 Pc	87,74
	UT250	Pin wrench with Ø 2.4 mm pins		1 Pc	54,40
	UTC250R	2 spare pins, B2.4		1 Pc	18,78
	GNW35002/8	Wall fixing sliding door kit, L2000	Brushed steel	1 Pc	888,52
	GNW35003/8	Wall fixing sliding door kit, L3000	Brushed steel	1 Pc	999,84








INDOORS






BALUSTRADES







OUTDOORS


INDOORS

	Art.	Description	Finish	Qty	EURO
	GNW35004/8	Wall fixing sliding door kit for 2 door panels, L4000	Brushed steel	1 Pc	1.664,60
	GNW3550/9	Single roller	Machining steel (CNC)	1 Pc	488,20
	GNW3550/15	Single roller	Polished steel	1 Pc	535,22
	GNW3500/9	Kit of 2 rollers	Machining steel (CNC)	1 Pc	974,66
	GNW3500/15	Kit of 2 rollers	Polished steel	1 Pc	1.068,66
	GLMTND20/8	Drilled solid round track, B20 L2000	Brushed steel	1 Pc	316,36
	GLMTND20/15	Drilled solid round track, B20 L2000	Polished steel	1 Pc	364,38
	GLMTND30/8	Drilled solid round track, B20 L3000	Brushed steel	1 Pc	440,96
	GLMTND30/15	Drilled solid round track, B20 L3000	Polished steel	1 Pc	513,00
	GLMTND40/8	Drilled solid round track, B20 L4000	Brushed steel	1 Pc	569,84
	GLMTND40/15	Drilled solid round track, B20 L4000	Polished steel	1 Pc	657,16
	GLMBDLN15/8	Cut to size solid round track, B20	Brushed steel	1 m	156,04
	GLMBDLN15/15	Cut to size solid round track, B20	Polished steel	1 m	173,52
	GLMFORO	Hole for GLMBDLN15		1 Pc	45,46
	GNW20/9	Wall fixing	Machining steel (CNC)	1 Pc	32,36
	GNW20/15	Wall fixing	Polished steel	1 Pc	35,06
	GLMDSTP/9	Side wall fixing	Machining steel (CNC)	1 Pc	57,20
	GLMDSTP/15	Side wall fixing	Polished steel	1 Pc	61,54
	GLM3023/9	Oval end stop with rubber buffer	Machining steel (CNC)	1 Pc	48,84
	GLM3023/15	Oval end stop with rubber buffer	Polished steel	1 Pc	55,04
	057.3010.001/6	Floor guide	Matt black	1 Pc	9,90
	UT200	Pin wrench with Ø 1.9 mm pins		1 Pc	56,16
	UTC200R	2 spare pins, B1.9		1 Pc	18,78





	Art.	Description	Finish	Qty	EURO
	SERSD915S/8	Lock for sliding doors with grip, different key, 8/12 mm glass, B76 H100	Brushed steel	1 Pc	192,46
	SERSD915S/15	Lock for sliding doors with grip, different key, 8/12 mm glass, B76 H100	Polished steel	1 Pc	192,46
	SERSD915SU/8	Lock for sliding doors with grip, single key, 8/12 mm glass, B76 H100	Brushed steel	1 Pc	184,44
	SERSD915SU/15	Lock for sliding doors with grip, single key, 8/12 mm glass, B76 H100	Polished steel	1 Pc	184,44
	SERSD915P/8	Lock for sliding doors with grip, single key, knob, 8/12 mm glass, B76 H100	Brushed steel	1 Pc	182,84
	SERSD915P/15	Lock for sliding doors with grip, single key, knob, 8/12 mm glass, B76 H100	Polished steel	1 Pc	182,84
	SERSD941/8	Glass counterlock, for 8/12 mm glass, B76 H100	Brushed steel	1 Pc	69,04
	SERSD941/15	Glass counterlock, for 8/12 mm glass, B76 H100	Polished steel	1 Pc	69,04
	057.3080.001	Adhesive gasket for glass edge, B6 H4, pack 10 m	Transparent	1 Pc	532,56
	057.3080.002	Adhesive gasket for glass edge, B6 H4, pack 10 m	Black	1 Pc	532,56
	GSB12	Glass bumper adhesive gasket for glass edge for 8/13.5 mm glass, B6 H4, pack 12 m	Transparent	1 Pc	351,34
	GSLSVL	Degreasing wipe		1 Pc	3,52
	GSB831	Mounting template GSB12	Orange	1 Pc	16,04
	GSLS217	Adhesive gasket with leak protection lip that can be shortened for 8/13.5 mm glass, B21+20 L3000	Transparent	1 Pc	78,04



	Art.	Description	Finish	Qty	EURO
	PROFIX1630/6	U profile PROFIX, for 8/13.5 mm glass, B21 H30 L3000	Matt black	1 Pc	107,54
	PROFIX1630/10	U profile PROFIX, for 8/13.5 mm glass, B21 H30 L3000	Raw finish	1 Pc	53,44
	PROFIX1630/88	U profile PROFIX, for 8/13.5 mm glass, B21 H30 L3000	Brushed steel effect alu.	1 Pc	87,58
	PROFIX1630/91	U profile PROFIX, for 8/13.5 mm glass, B21 H30 L3000	Polished aluminium	1 Pc	107,54
	PROFIX1630/97	U profile PROFIX, for 8/13.5 mm glass, B21 H30 L3000	Matt aluminium	1 Pc	80,58
	PROFIX1660/6	U profile PROFIX, for 8/13.5 mm glass, B21 H30 L6000	Matt black	1 Pc	201,34
	PROFIX1660/10	U profile PROFIX, for 8/13.5 mm glass, B21 H30 L6000	Raw finish	1 Pc	100,94
	PROFIX1660/88	U profile PROFIX, for 8/13.5 mm glass, B21 H30 L6000	Brushed steel effect alu.	1 Pc	169,30
	PROFIX1660/97	U profile PROFIX, for 8/13.5 mm glass, B21 H30 L6000	Matt aluminium	1 Pc	155,28
	PROFIX2130/6	Pre-drilled snap profile PROFIX, for 8/13.5 mm glass, B21 H30 L3000	Matt black	1 Pc	216,30
	PROFIX2130/10	Pre-drilled snap profile PROFIX, for 8/13.5 mm glass, B21 H30 L3000	Raw finish	1 Pc	109,76
	PROFIX2130/88	Pre-drilled snap profile PROFIX, for 8/13.5 mm glass, B21 H30 L3000	Brushed steel effect alu.	1 Pc	158,00
	PROFIX2130/91	Pre-drilled snap profile PROFIX, for 8/13.5 mm glass, B21 H30 L3000	Polished aluminium	1 Pc	216,30
	PROFIX2130/97	Pre-drilled snap profile PROFIX, for 8/13.5 mm glass, B21 H30 L3000	Matt aluminium	1 Pc	148,08
	PROFIX2160/6	Pre-drilled snap profile PROFIX, for 8/13.5 mm glass, B21 H30 L6000	Matt black	1 Pc	413,40
	PROFIX2160/10	Pre-drilled snap profile PROFIX, for 8/13.5 mm glass, B21 H30 L6000	Raw finish	1 Pc	228,42
	PROFIX2160/88	Pre-drilled snap profile PROFIX, for 8/13.5 mm glass, B21 H30 L6000	Brushed steel effect alu.	1 Pc	324,90
	PROFIX2160/97	Pre-drilled snap profile PROFIX, for 8/13.5 mm glass, B21 H30 L6000	Matt aluminium	1 Pc	305,00
	PROFIXTPU/6	PROFIX cap, B21 H30 L1	Matt black	1 Pc	11,80
	PROFIXTPU/10	PROFIX cap, B21 H30 L1	Raw finish	1 Pc	6,50
	PROFIXTPU/88	PROFIX cap, B21 H30 L1	Brushed steel effect alu.	1 Pc	9,02
	PROFIXTPU/91	PROFIX cap, B21 H30 L1	Polished aluminium	1 Pc	9,02
	PROFIXTPU/97	PROFIX cap, B21 H30 L1	Matt aluminium	1 Pc	9,02
	GTUP2	Glass holder seal, H2	Transparent	1 m	1,38
	GTUP3	Glass holder seal, H3	Transparent	1 m	1,56
	GTUP4	Glass holder seal, H4	Transparent	1 m	1,92
	GTUP5	Glass holder seal, H5	Transparent	1 m	2,66
	GTUP6	Glass holder seal, H6	Transparent	1 m	3,76
	GTUP2G	Glass holder seal, H2	Embossed	1 m	2,04
	GTUP3G	Glass holder seal, H3	Embossed	1 m	2,32
	GTUP4G	Glass holder seal, H4	Embossed	1 m	2,60
	GTUP5G	Glass holder seal, H5	Embossed	1 m	2,94
	GTUP6G	Glass holder seal, H6	Embossed	1 m	4,34
	GTUP2N	Glass holder seal, H2	Matt black	1 m	1,38
	GTUP3N	Glass holder seal, H3	Matt black	1 m	1,56
	GTUP4N	Glass holder seal, H4	Matt black	1 m	1,92
	GTUP5N	Glass holder seal, H5	Matt black	1 m	2,66
	GTUP6N	Glass holder seal, H6	Matt black	1 m	3,76
	PROFIX4272/6	U wall/glass profile PROFIX, B13.5 H13 L3000	Matt black	1 Pc	41,32
	PROFIX4272/10	U wall/glass profile PROFIX, B13.5 H13 L3000	Raw finish	1 Pc	14,20
	PROFIX4272/88	U wall/glass profile PROFIX, B13.5 H13 L3000	Brushed steel effect alu.	1 Pc	23,80
	PROFIX4272/91	U wall/glass profile PROFIX, B13.5 H13 L3000	Polished aluminium	1 Pc	51,66
	PROFIX4272/97	U wall/glass profile PROFIX, B13.5 H13 L3000	Matt aluminium	1 Pc	22,08
	PROFIX4125/6	H glass/glass profile PROFIX, B13.7 H25 L3000	Matt black	1 Pc	51,66
	PROFIX4125/10	H glass/glass profile PROFIX, B13.7 H25 L3000	Raw finish	1 Pc	22,56
	PROFIX4125/88	H glass/glass profile PROFIX, B13.7 H25 L3000	Brushed steel effect alu.	1 Pc	34,76




Art.	Description	Finish	Qty	EURO		
PROFIX4125/91	H glass/glass profile PROFIX, B13.7 H25 L3000	Polished aluminium	1 Pc	64,14		
PROFIX4125/97	H glass/glass profile PROFIX, B13.7 H25 L3000	Matt aluminium	1 Pc	32,18		
	PROFIX2430/6	U profile SUPER PROFIX, for 15/21.5 mm glass, B30.5 H40.1 L3000	Matt black	1 Pc	178,72	
	PROFIX2430/10	U profile SUPER PROFIX, for 15/21.5 mm glass, B30.5 H40.1 L3000	Raw finish	1 Pc	85,32	
	PROFIX2430/88	U profile SUPER PROFIX, for 15/21.5 mm glass, B30.5 H40.1 L3000	Brushed steel effect alu.	1 Pc	143,02	
	PROFIX2430/91	U profile SUPER PROFIX, for 15/21.5 mm glass, B30.5 H40.1 L3000	Polished aluminium	1 Pc	111,76	
	PROFIX2430/97	U profile SUPER PROFIX, for 15/21.5 mm glass, B30.5 H40.1 L3000	Matt aluminium	1 Pc	137,88	
	PROFIX2460/6	U profile SUPER PROFIX, for 15/21.5 mm glass, B30.5 H40.1 L6000	Matt black	1 Pc	347,08	
	PROFIX2460/10	U profile SUPER PROFIX, for 15/21.5 mm glass, B30.5 H40.1 L6000	Raw finish	1 Pc	162,22	
	PROFIX2460/88	U profile SUPER PROFIX, for 15/21.5 mm glass, B30.5 H40.1 L6000	Brushed steel effect alu.	1 Pc	277,62	
	PROFIX2460/97	U profile SUPER PROFIX, for 15/21.5 mm glass, B30.5 H40.1 L6000	Matt aluminium	1 Pc	267,36	
	PROFIX3030/6	Pre-drilled snap profile SUPER PROFIX, 15/21.5 mm glass, B30.5 H40.1 L3000	Matt black	1 Pc	335,20	
	PROFIX3030/10	Pre-drilled snap profile SUPER PROFIX, 15/21.5 mm glass, B30.5 H40.1 L3000	Raw finish	1 Pc	175,20	
	PROFIX3030/88	Pre-drilled snap profile SUPER PROFIX, 15/21.5 mm glass, B30.5 H40.1 L3000	Brushed steel effect alu.	1 Pc	266,34	
	PROFIX3030/91	Pre-drilled snap profile SUPER PROFIX, 15/21.5 mm glass, B30.5 H40.1 L3000	Polished aluminium	1 Pc	218,50	
	PROFIX3030/97	Pre-drilled snap profile SUPER PROFIX, 15/21.5 mm glass, B30.5 H40.1 L3000	Matt aluminium	1 Pc	258,26	
	PROFIX3060/6	Pre-drilled snap profile SUPER PROFIX, 15/21.5 mm glass, B30.5 H40.1 L6000	Matt black	1 Pc	640,68	
	PROFIX3060/10	Pre-drilled snap profile SUPER PROFIX, 15/21.5 mm glass, B30.5 H40.1 L6000	Raw finish	1 Pc	327,16	
	PROFIX3060/88	Pre-drilled snap profile SUPER PROFIX, 15/21.5 mm glass, B30.5 H40.1 L6000	Brushed steel effect alu.	1 Pc	509,42	
	PROFIX3060/97	Pre-drilled snap profile SUPER PROFIX, 15/21.5 mm glass, B30.5 H40.1 L6000	Matt aluminium	1 Pc	493,26	
	PROFIXTPU810/6	SUPER PROFIX cap, B30.5 H40.1 L1	Matt black	1 Pc	14,04	
	PROFIXTPU810/10	SUPER PROFIX cap, B30.5 H40.1 L1	Raw finish	1 Pc	6,72	
	PROFIXTPU810/88	SUPER PROFIX cap, B30.5 H40.1 L1	Brushed steel effect alu.	1 Pc	11,62	
	PROFIXTPU810/91	SUPER PROFIX cap, B30.5 H40.1 L1	Polished aluminium	1 Pc	11,62	
	PROFIXTPU810/97	SUPER PROFIX cap, B30.5 H40.1 L1	Matt aluminium	1 Pc	11,62	
	GTUP2	Glass holder seal, H2	Transparent	1 m	1,38	
	GTUP3	Glass holder seal, H3	Transparent	1 m	1,56	
	GTUP4	Glass holder seal, H4	Transparent	1 m	1,92	
	GTUP5	Glass holder seal, H5	Transparent	1 m	2,66	
	GTUP6	Glass holder seal, H6	Transparent	1 m	3,76	
	GTUP2G	Glass holder seal, H2	Embossed	1 m	2,04	
	GTUP3G	Glass holder seal, H3	Embossed	1 m	2,32	
	GTUP4G	Glass holder seal, H4	Embossed	1 m	2,60	
	GTUP5G	Glass holder seal, H5	Embossed	1 m	2,94	
	GTUP6G	Glass holder seal, H6	Embossed	1 m	4,34	
	GTUP2N	Glass holder seal, H2	Matt black	1 m	1,38	
	GTUP3N	Glass holder seal, H3	Matt black	1 m	1,56	
	GTUP4N	Glass holder seal, H4	Matt black	1 m	1,92	
	GTUP5N	Glass holder seal, H5	Matt black	1 m	2,66	
	GTUP6N	Glass holder seal, H6	Matt black	1 m	3,76	
		PROFIX1830/6	Pre-drilled snap profile PROFIX 2 with L seal on one side, for 6/8.7 mm glass, B18 H28 L3000	Matt black	1 Pc	186,54
		PROFIX1830/10	Pre-drilled snap profile PROFIX 2 with L seal on one side, for 6/8.7 mm glass, B18 H28 L3000	Raw finish	1 Pc	124,74
		PROFIX1830/88	Pre-drilled snap profile PROFIX 2 with L seal on one side, for 6/8.7 mm glass, B18 H28 L3000	Brushed steel effect alu.	1 Pc	165,14



Art.	Description	Finish	Qty	EURO
PROFIX1830/91	Pre-drilled snap profile PROFIX 2 with L seal on one side, for 6/8.7 mm glass, B18 H28 L3000	Polished aluminium	1 Pc	181,88
PROFIX1830/97	Pre-drilled snap profile PROFIX 2 with L seal on one side, for 6/8.7 mm glass, B18 H28 L3000	Matt aluminium	1 Pc	143,88
PROFIX1860/6	Pre-drilled snap profile PROFIX 2 with L seal on one side, for 6/8.7 mm glass, B18 H28 L6000	Matt black	1 Pc	327,66
PROFIX1860/10	Pre-drilled snap profile PROFIX 2 with L seal on one side, for 6/8.7 mm glass, B18 H28 L6000	Raw finish	1 Pc	207,92
PROFIX1860/88	Pre-drilled snap profile PROFIX 2 with L seal on one side, for 6/8.7 mm glass, B18 H28 L6000	Brushed steel effect alu.	1 Pc	295,00
PROFIX1860/97	Pre-drilled snap profile PROFIX 2 with L seal on one side, for 6/8.7 mm glass, B18 H28 L6000	Matt aluminium	1 Pc	252,46
PROFIX2230/6	Pre-drilled snap profile PROFIX 2 with L seal on one side, for 10/11.5 mm glass, B22 H28 L3000	Matt black	1 Pc	196,10
PROFIX2230/10	Pre-drilled snap profile PROFIX 2 with L seal on one side, for 10/11.5 mm glass, B22 H28 L3000	Raw finish	1 Pc	137,22
PROFIX2230/88	Pre-drilled snap profile PROFIX 2 with L seal on one side, for 10/11.5 mm glass, B22 H28 L3000	Brushed steel effect alu.	1 Pc	169,68
PROFIX2230/91	Pre-drilled snap profile PROFIX 2 with L seal on one side, for 10/11.5 mm glass, B22 H28 L3000	Polished aluminium	1 Pc	192,26
PROFIX2230/97	Pre-drilled snap profile PROFIX 2 with L seal on one side, for 10/11.5 mm glass, B22 H28 L3000	Matt aluminium	1 Pc	151,26
PROFIX2260/6	Pre-drilled snap profile PROFIX 2 with L seal on one side, for 10/11.5 mm glass, B22 H28 L6000	Matt black	1 Pc	361,02
PROFIX2260/10	Pre-drilled snap profile PROFIX 2 with L seal on one side, for 10/11.5 mm glass, B22 H28 L6000	Raw finish	1 Pc	239,72
PROFIX2260/88	Pre-drilled snap profile PROFIX 2 with L seal on one side, for 10/11.5 mm glass, B22 H28 L6000	Brushed steel effect alu.	1 Pc	314,86
PROFIX2260/97	Pre-drilled snap profile PROFIX 2 with L seal on one side, for 10/11.5 mm glass, B22 H28 L6000	Matt aluminium	1 Pc	278,08
PROFIX2530/6	Pre-drilled snap profile PROFIX 2 with L seal on one side, for 12/13.5 mm glass, B24 H28 L3000	Matt black	1 Pc	207,48
PROFIX2530/10	Pre-drilled snap profile PROFIX 2 with L seal on one side, for 12/13.5 mm glass, B24 H28 L3000	Raw finish	1 Pc	147,20
PROFIX2530/88	Pre-drilled snap profile PROFIX 2 with L seal on one side, for 12/13.5 mm glass, B24 H28 L3000	Brushed steel effect alu.	1 Pc	180,26
PROFIX2530/91	Pre-drilled snap profile PROFIX 2 with L seal on one side, for 12/13.5 mm glass, B24 H28 L3000	Polished aluminium	1 Pc	199,08
PROFIX2530/97	Pre-drilled snap profile PROFIX 2 with L seal on one side, for 12/13.5 mm glass, B24 H28 L3000	Matt aluminium	1 Pc	160,00
PROFIX2560/6	Pre-drilled snap profile PROFIX 2 with L seal on one side, for 12/13.5 mm glass, B24 H28 L6000	Matt black	1 Pc	383,70
PROFIX2560/10	Pre-drilled snap profile PROFIX 2 with L seal on one side, for 12/13.5 mm glass, B24 H28 L6000	Raw finish	1 Pc	253,28
PROFIX2560/88	Pre-drilled snap profile PROFIX 2 with L seal on one side, for 12/13.5 mm glass, B24 H28 L6000	Brushed steel effect alu.	1 Pc	336,00

Art.	Description	Finish	Qty	EURO		
PROFIX2560/97	Pre-drilled snap profile PROFIX 2 with L seal on one side, for 12/13.5 mm glass, B24 H28 L6000	Matt aluminium	1 Pc	295,54		
	PROFIXTP18/6	PROFIX 2 cap, B18 H28 L1	Matt black	1 Pc	14,08	
	PROFIXTP18/10	PROFIX 2 cap, B18 H28 L1	Raw finish	1 Pc	3,04	
	PROFIXTP18/88	PROFIX 2 cap, B18 H28 L1	Brushed steel effect alu.	1 Pc	14,08	
	PROFIXTP18/91	PROFIX 2 cap, B18 H28 L1	Polished aluminium	1 Pc	14,08	
	PROFIXTP18/97	PROFIX 2 cap, B18 H28 L1	Matt aluminium	1 Pc	7,66	
	PROFIXTP22/6	PROFIX 2 cap, B22 H28 L1	Matt black	1 Pc	14,08	
	PROFIXTP22/10	PROFIX 2 cap, B22 H28 L1	Raw finish	1 Pc	3,04	
	PROFIXTP22/88	PROFIX 2 cap, B22 H28 L1	Brushed steel effect alu.	1 Pc	14,08	
	PROFIXTP22/91	PROFIX 2 cap, B22 H28 L1	Polished aluminium	1 Pc	14,08	
	PROFIXTP22/97	PROFIX 2 cap, B22 H28 L1	Matt aluminium	1 Pc	7,66	
	PROFIXTP25/6	PROFIX 2 cap, B24 H28 L1	Matt black	1 Pc	16,72	
	PROFIXTP25/10	PROFIX 2 cap, B24 H28 L1	Raw finish	1 Pc	3,04	
	PROFIXTP25/88	PROFIX 2 cap, B24 H28 L1	Brushed steel effect alu.	1 Pc	14,08	
	PROFIXTP25/91	PROFIX 2 cap, B24 H28 L1	Polished aluminium	1 Pc	14,08	
	PROFIXTP25/97	PROFIX 2 cap, B24 H28 L1	Matt aluminium	1 Pc	7,66	
		PROFIXG	L gasket for profiles PROFIX 2	Embossed	1 m	4,98
UTR65		Wheel tool		1 Pc	67,46	
	GTUP2	Glass holder seal, H2	Transparent	1 m	1,38	
	GTUP3	Glass holder seal, H3	Transparent	1 m	1,56	
	GTUP4	Glass holder seal, H4	Transparent	1 m	1,92	
	GTUP5	Glass holder seal, H5	Transparent	1 m	2,66	
	GTUP6	Glass holder seal, H6	Transparent	1 m	3,76	
	GTUP2G	Glass holder seal, H2	Embossed	1 m	2,04	
	GTUP3G	Glass holder seal, H3	Embossed	1 m	2,32	
	GTUP4G	Glass holder seal, H4	Embossed	1 m	2,60	
	GTUP5G	Glass holder seal, H5	Embossed	1 m	2,94	
	GTUP6G	Glass holder seal, H6	Embossed	1 m	4,34	
	GTUP2N	Glass holder seal, H2	Matt black	1 m	1,38	
	GTUP3N	Glass holder seal, H3	Matt black	1 m	1,56	
	GTUP4N	Glass holder seal, H4	Matt black	1 m	1,92	
	GTUP5N	Glass holder seal, H5	Matt black	1 m	2,66	
	GTUP6N	Glass holder seal, H6	Matt black	1 m	3,76	
		PROFALL1225/6	U profile PROFALL, B17 H25 L3000	Matt black	1 Pc	92,80
		PROFALL1225/88	U profile PROFALL, B17 H25 L3000	Brushed steel effect alu.	1 Pc	89,80
		PROFALL1225/91	U profile PROFALL, B17 H25 L3000	Polished aluminium	1 Pc	92,80
PROFALL1225/97		U profile PROFALL, B17 H25 L3000	Matt aluminium	1 Pc	87,82	
PROFALL1240/6		U profile PROFALL, B17 H40 L3000	Matt black	1 Pc	123,76	
PROFALL1240/88		U profile PROFALL, B17 H40 L3000	Brushed steel effect alu.	1 Pc	119,74	
PROFALL1240/91		U profile PROFALL, B17 H40 L3000	Polished aluminium	1 Pc	123,76	
PROFALL1240/97		U profile PROFALL, B17 H40 L3000	Matt aluminium	1 Pc	117,26	
PROFALL1425/6		U profile PROFALL, B19 H25 L3000	Matt black	1 Pc	94,56	
PROFALL1425/88		U profile PROFALL, B19 H25 L3000	Brushed steel effect alu.	1 Pc	89,80	

	Art.	Description	Finish	Qty	EURO
	PROFALL1425/91	U profile PROFALL, B19 H25 L3000	Polished aluminium	1 Pc	94,56
	PROFALL1425/97	U profile PROFALL, B19 H25 L3000	Matt aluminium	1 Pc	87,32
	PROFALL1440/6	U profile PROFALL, B19 H40 L3000	Matt black	1 Pc	129,74
	PROFALL1440/88	U profile PROFALL, B19 H40 L3000	Brushed steel effect alu.	1 Pc	124,74
	PROFALL1440/91	U profile PROFALL, B19 H40 L3000	Polished aluminium	1 Pc	129,74
	PROFALL1440/97	U profile PROFALL, B19 H40 L3000	Matt aluminium	1 Pc	119,74
	PROFALL0820/6	U profile PROFALL, B11.5 H20 L3000	Matt black	1 Pc	57,38
	PROFALL0820/88	U profile PROFALL, B11.5 H20 L3000	Brushed steel effect alu.	1 Pc	49,08
	PROFALL0820/91	U profile PROFALL, B11.5 H20 L3000	Polished aluminium	1 Pc	57,38
	PROFALL0820/97	U profile PROFALL, B11.5 H20 L3000	Matt aluminium	1 Pc	45,36
	PROFALL1020/6	U profile PROFALL, B13.5 H20 L3000	Matt black	1 Pc	58,64
	PROFALL1020/88	U profile PROFALL, B13.5 H20 L3000	Brushed steel effect alu.	1 Pc	51,08
	PROFALL1020/91	U profile PROFALL, B13.5 H20 L3000	Polished aluminium	1 Pc	58,64
	PROFALL1020/97	U profile PROFALL, B13.5 H20 L3000	Matt aluminium	1 Pc	47,20
	PROTAP1225/88	PROFALL cap, B17 H25 L1	Brushed steel effect alu.	1 Pc	16,42
	PROTAP1225/91	PROFALL cap, B17 H25 L1	Polished aluminium	1 Pc	16,42
	PROTAP1225/97	PROFALL cap, B17 H25 L1	Matt aluminium	1 Pc	16,42
	PROTAP1225/R2	PROFALL cap, B17 H25 L1	RAL9005 Matt black	1 Pc	16,42
	PROTAP1240/88	PROFALL cap, B17 H40 L1	Brushed steel effect alu.	1 Pc	19,42
	PROTAP1240/91	PROFALL cap, B17 H40 L1	Polished aluminium	1 Pc	19,42
	PROTAP1240/97	PROFALL cap, B17 H40 L1	Matt aluminium	1 Pc	19,42
	PROTAP1240/R2	PROFALL cap, B17 H40 L1	RAL9005 Matt black	1 Pc	19,42
	PROTAP1425/88	PROFALL cap, B19 H25 L1	Brushed steel effect alu.	1 Pc	15,96
	PROTAP1425/91	PROFALL cap, B19 H25 L1	Polished aluminium	1 Pc	15,96
	PROTAP1425/97	PROFALL cap, B19 H25 L1	Matt aluminium	1 Pc	15,96
	PROTAP1425/R2	PROFALL cap, B19 H25 L1	RAL9005 Matt black	1 Pc	15,96
	PROTAP1440/88	PROFALL cap, B19 H40 L1	Brushed steel effect alu.	1 Pc	19,42
	PROTAP1440/91	PROFALL cap, B19 H40 L1	Polished aluminium	1 Pc	19,42
	PROTAP1440/97	PROFALL cap, B19 H40 L1	Matt aluminium	1 Pc	19,42
	PROTAP1440/R2	PROFALL cap, B19 H40 L1	RAL9005 Matt black	1 Pc	19,42
	PROTAP0820/88	PROFALL cap, B11.5 H20 L1	Brushed steel effect alu.	1 Pc	14,02
	PROTAP0820/91	PROFALL cap, B11.5 H20 L1	Polished aluminium	1 Pc	13,54
	PROTAP0820/97	PROFALL cap, B11.5 H20 L1	Matt aluminium	1 Pc	14,02
	PROTAP0820/R2	PROFALL cap, B11.5 H20 L1	RAL9005 Matt black	1 Pc	13,54
	PROTAP1020/88	PROFALL cap, B13.5 H20 L1	Brushed steel effect alu.	1 Pc	14,02
	PROTAP1020/91	PROFALL cap, B13.5 H20 L1	Polished aluminium	1 Pc	14,34
	PROTAP1020/97	PROFALL cap, B13.5 H20 L1	Matt aluminium	1 Pc	14,02
	PROTAP1020/R2	PROFALL cap, B13.5 H20 L1	RAL9005 Matt black	1 Pc	14,34
	PROALUX1520/6	U profile PROALUX, for 8 mm glass, B15.5 H20 L3000	Matt black	1 Pc	106,78
	PROALUX1520/88	U profile PROALUX, for 8 mm glass, B15.5 H20 L3000	Brushed steel effect alu.	1 Pc	64,06
	PROALUX1520/91	U profile PROALUX, for 8 mm glass, B15.5 H20 L3000	Polished aluminium	1 Pc	106,78
	PROALUX1520/97	U profile PROALUX, for 8 mm glass, B15.5 H20 L3000	Matt aluminium	1 Pc	59,76
	PROALUX1530/6	U profile PROALUX, for 8 mm glass, B15.5 H30 L3000	Matt black	1 Pc	124,74
	PROALUX1530/88	U profile PROALUX, for 8 mm glass, B15.5 H30 L3000	Brushed steel effect alu.	1 Pc	89,94
	PROALUX1530/91	U profile PROALUX, for 8 mm glass, B15.5 H30 L3000	Polished aluminium	1 Pc	124,74
	PROALUX1530/97	U profile PROALUX, for 8 mm glass, B15.5 H30 L3000	Matt aluminium	1 Pc	83,76

	Art.	Description	Finish	Qty	EURO
	PROALUX1720/6	U profile PROALUX, for 10 mm glass, B17.5 H20 L3000	Matt black	1 Pc	107,28
	PROALUX1720/88	U profile PROALUX, for 10 mm glass, B17.5 H20 L3000	Brushed steel effect alu.	1 Pc	66,04
	PROALUX1720/91	U profile PROALUX, for 10 mm glass, B17.5 H20 L3000	Polished aluminium	1 Pc	107,28
	PROALUX1720/97	U profile PROALUX, for 10 mm glass, B17.5 H20 L3000	Matt aluminium	1 Pc	61,58
	PROALUX1730/6	U profile PROALUX, for 10 mm glass, B17.5 H30 L3000	Matt black	1 Pc	127,22
	PROALUX1730/88	U profile PROALUX, for 10 mm glass, B17.5 H30 L3000	Brushed steel effect alu.	1 Pc	91,90
	PROALUX1730/91	U profile PROALUX, for 10 mm glass, B17.5 H30 L3000	Polished aluminium	1 Pc	127,22
	PROALUX1730/97	U profile PROALUX, for 10 mm glass, B17.5 H30 L3000	Matt aluminium	1 Pc	85,60
	PROALUX1920/6	U profile PROALUX, for 12 mm glass, B19.5 H20 L3000	Matt black	1 Pc	109,78
	PROALUX1920/88	U profile PROALUX, for 12 mm glass, B19.5 H20 L3000	Brushed steel effect alu.	1 Pc	68,26
	PROALUX1920/91	U profile PROALUX, for 12 mm glass, B19.5 H20 L3000	Polished aluminium	1 Pc	109,78
	PROALUX1920/97	U profile PROALUX, for 12 mm glass, B19.5 H20 L3000	Matt aluminium	1 Pc	63,64
	PROALUX1930/6	U profile PROALUX, for 12 mm glass, B19.5 H30 L3000	Matt black	1 Pc	128,50
	PROALUX1930/88	U profile PROALUX, for 12 mm glass, B19.5 H30 L3000	Brushed steel effect alu.	1 Pc	94,10
	PROALUX1930/91	U profile PROALUX, for 12 mm glass, B19.5 H30 L3000	Polished aluminium	1 Pc	128,50
	PROALUX1930/97	U profile PROALUX, for 12 mm glass, B19.5 H30 L3000	Matt aluminium	1 Pc	87,60
	PROTAP1520/88	PROALUX cap, B15.5 H20 L1	Brushed steel effect alu.	1 Pc	13,84
	PROTAP1520/91	PROALUX cap, B15.5 H20 L1	Polished aluminium	1 Pc	13,84
	PROTAP1520/97	PROALUX cap, B15.5 H20 L1	Matt aluminium	1 Pc	7,40
	PROTAP1520/R2	PROALUX cap, B15.5 H20 L1	RAL9005 Matt black	1 Pc	13,84
	PROTAP1530/88	PROALUX cap, B15.5 H30 L1	Brushed steel effect alu.	1 Pc	13,84
	PROTAP1530/91	PROALUX cap, B15.5 H30 L1	Polished aluminium	1 Pc	13,84
	PROTAP1530/97	PROALUX cap, B15.5 H30 L1	Matt aluminium	1 Pc	7,40
	PROTAP1530/R2	PROALUX cap, B15.5 H30 L1	RAL9005 Matt black	1 Pc	13,84
	PROTAP1720/88	PROALUX cap, B17.5 H20 L1	Brushed steel effect alu.	1 Pc	13,84
	PROTAP1720/91	PROALUX cap, B17.5 H20 L1	Polished aluminium	1 Pc	13,84
	PROTAP1720/97	PROALUX cap, B17.5 H20 L1	Matt aluminium	1 Pc	7,40
	PROTAP1720/R2	PROALUX cap, B17.5 H20 L1	RAL9005 Matt black	1 Pc	13,84
	PROTAP1730/88	PROALUX cap, B17.5 H30 L1	Brushed steel effect alu.	1 Pc	13,84
	PROTAP1730/91	PROALUX cap, B17.5 H30 L1	Polished aluminium	1 Pc	13,84
	PROTAP1730/97	PROALUX cap, B17.5 H30 L1	Matt aluminium	1 Pc	7,40
	PROTAP1730/R2	PROALUX cap, B17.5 H30 L1	RAL9005 Matt black	1 Pc	13,84
	PROTAP1920/88	PROALUX cap, B19.5 H20 L1	Brushed steel effect alu.	1 Pc	13,84
	PROTAP1920/91	PROALUX cap, B19.5 H20 L1	Polished aluminium	1 Pc	13,84
	PROTAP1920/97	PROALUX cap, B19.5 H20 L1	Matt aluminium	1 Pc	7,40
	PROTAP1920/R2	PROALUX cap, B19.5 H20 L1	RAL9005 Matt black	1 Pc	13,84
	PROTAP1930/88	PROALUX cap, B19.5 H30 L1	Brushed steel effect alu.	1 Pc	13,54
	PROTAP1930/91	PROALUX cap, B19.5 H30 L1	Polished aluminium	1 Pc	13,54
	PROTAP1930/97	PROALUX cap, B19.5 H30 L1	Matt aluminium	1 Pc	8,10
	PROTAP1930/R2	PROALUX cap, B19.5 H30 L1	RAL9005 Matt black	1 Pc	13,84
	PROALUXG	Gasket for PROALUX profiles	Transparent	1 m	1,38
	PROALUXG400	Gasket for profiles PROALUX, pack 400 m	Transparent	1 Pc	525,30
	UTR65	Wheel tool		1 Pc	67,46

	Art.	Description	Finish	Qty	EURO
	R7170/88	Square profile for load-bearing systems, B40 H40 L3000	Brushed steel effect alu.	1 Pc	299,80
	R7170/97	Square profile for load-bearing systems, B40 H40 L3000	Matt aluminium	1 Pc	263,52
	R7170FORO	Cut-to-size and holes on ends M10 x 30 mm		1 Pc	39,82
	R7166/88	Rectangular profile for load-bearing systems, B40 H25 L3000	Brushed steel effect alu.	1 Pc	164,34
	R7166/97	Rectangular profile for load-bearing systems, B40 H25 L3000	Matt aluminium	1 Pc	144,54
	R7170FORO	Cut-to-size and holes on ends M10 x 30 mm		1 Pc	39,82
	R7166FORO	Cut-to-size and through-holes on ends Ø7 mm		1 Pc	52,22
	R7150/88	Finishing profile for load-bearing systems, B8.2 H12.5 L3000	Brushed steel effect alu.	1 Pc	19,54
	R7150/97	Finishing profile for load-bearing systems, B8.2 H12.5 L3000	Matt aluminium	1 Pc	18,96
	RMA1390/9	Ceiling anchor plate for load-bearing systems, B40	Machining steel (CNC)	1 Pc	38,24
	RMA1382/6	Articulated foot for load-bearing systems, B80	Matt black	1 Pc	7,40
	RMA1373/9	Ball slider with ring	Machining steel (CNC)	1 Pc	25,96
	RMA1319/10	U-bolt connector for load-bearing systems	Raw finish	1 Pc	22,28
	ELEKTRA436/8	4-way fixing with FIXBORK1, for 8/12.7 mm glass	Brushed steel	1 Pc	266,12
	ELEK436/8	4-way bracket only	Brushed steel	1 Pc	108,24
	ELEKTRA218/8	2-way straight fixing with FIXBORK1, for 8/12.7 mm glass	Brushed steel	1 Pc	146,26
	ELEK218/8	2-way bracket only	Brushed steel	1 Pc	67,34
	ELEKTRA290/8	2-way 90° fixing with FIXBORK1, for 8/12.7 mm glass	Brushed steel	1 Pc	148,76
	ELEK290/8	2-way 90° bracket only	Brushed steel	1 Pc	69,82
	ELEKTRA100/8	1-way fixing with FIXBORK1, for 8/12.7 mm glass	Brushed steel	1 Pc	89,48
	ELEK100/8	1-way bracket only	Brushed steel	1 Pc	49,96
	ELEKTRA390/8	3-way fixing with FIXBORK1	Brushed steel	1 Pc	212,68
	ELEK390/8	3-way bracket only	Brushed steel	1 Pc	94,28







	Art.	Description	Finish	Qty	EURO
	FIXBORK1/9	Fixing stud, for glass > 8 mm, B35	Machining steel (CNC)	1 Pc	31,96
	FIXGHIERA8/9	Clamping back ring, B22 H5 M8	Machining steel (CNC)	1 Pc	9,88
	FIXGHIERA10/9	Clamping back ring, B22 H5 M10	Machining steel (CNC)	1 Pc	10,40
	SPH100/15	4-way fixing SPIDER HAND	Polished steel	1 Pc	43,30
	SPH102/15	2-way straight fixing SPIDER HAND	Polished steel	1 Pc	18,62
	SPH104/15	2-way 90° fixing SPIDER HAND	Polished steel	1 Pc	24,02
	SPH106/15	1-way straight fixing SPIDER HAND	Polished steel	1 Pc	12,94
	SPH108/15	1-way 45° fixing SPIDER HAND	Polished steel	1 Pc	14,94
	SPH110/15	3-way fixing SPIDER HAND	Polished steel	1 Pc	27,44
	SPH114/9	Fixing stud SPIDER HAND, for 10/13.5 mm glass	Machining steel (CNC)	1 Pc	16,02
	SPH112/9	Spacer connector SPIDER HAND, B14 L27	Machining steel (CNC)	1 Pc	9,50
	UT250	Pin wrench with Ø 2.4 mm pins		1 Pc	54,40
	UTC250R	2 spare pins, B2.4		1 Pc	18,78
	PH50508	2-way straight profile polycarbonate, for 8 mm glass, B8 H4.4 L3000	Transparent	1 Pc	29,38
	PH50510	2-way straight profile polycarbonate, for 10 mm glass, B10 H4.4 L3000	Transparent	1 Pc	29,84
	PH50511	2-way straight profile polycarbonate, for 11.5 mm glass, B11.5 H4.4 L3000	Transparent	1 Pc	33,38
	PH50512	2-way straight profile polycarbonate, for 12 mm glass, B12 H4.4 L3000	Transparent	1 Pc	34,22

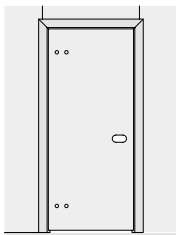
INDOORS

BALUSTRADES

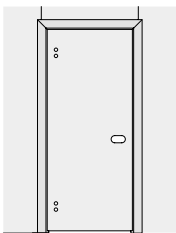
OUTDOORS

INDOORS

	Art.	Description	Finish	Qty	EURO
	PH9113	2-way straight profile polycarbonate, for 13.5 mm glass, B13.1 H5.1 L3000	Transparent	1 Pc	58,32
	PH9117	2-way straight profile polycarbonate, for 17.5 mm glass, B17.1 H5.1 L3000	Transparent	1 Pc	54,36
	PH9121	2-way straight profile polycarbonate, for 21.5 mm glass, B21.1 H5.1 L3000	Transparent	1 Pc	55,44
	PH2819	2-way 90° profile polycarbonate, for 10 mm glass, B10 H12 L3000	Transparent	1 Pc	50,74
	PH2792	2-way 90° profile polycarbonate, for 11.5 mm glass, B11.6 H12 L3000	Transparent	1 Pc	51,74
	PH2828	2-way 90° profile polycarbonate, for 12 mm glass, B12 H14 L3000	Transparent	1 Pc	51,74





PD4SKIT10U/6	PROFIXDOOR kit 4ALSQ, single key, 8/13.5 mm glass doors, 10/10.7 mm fixed glass	Matt black	1 Pc	1.448,46
PD4SKIT10U/88	PROFIXDOOR kit 4ALSQ, single key, 8/13.5 mm glass doors, 10/10.7 mm fixed glass	Brushed steel effect alu.	1 Pc	1.337,30
PD4SKIT10U/97	PROFIXDOOR kit 4ALSQ, single key, 8/13.5 mm glass doors, 10/10.7 mm fixed glass	Matt aluminium	1 Pc	1.222,50
PD4SKIT10D/6	PROFIXDOOR kit 4ALSQ, different key, 8/13.5 mm glass doors, 10/10.7 mm fixed glass	Matt black	1 Pc	1.433,96
PD4SKIT10D/88	PROFIXDOOR kit 4ALSQ, different key, 8/13.5 mm glass doors, 10/10.7 mm fixed glass	Brushed steel effect alu.	1 Pc	1.322,80
PD4SKIT10D/97	PROFIXDOOR kit 4ALSQ, different key, 8/13.5 mm glass doors, 10/10.7 mm fixed glass	Matt aluminium	1 Pc	1.207,98
PD4SKIT10SC/6	PROFIXDOOR kit 4ALSQ, w/o cylinder, 8/13.5 mm glass doors, 10/10.7 mm fixed glass	Matt black	1 Pc	1.396,56
PD4SKIT10SC/88	PROFIXDOOR kit 4ALSQ, w/o cylinder, 8/13.5 mm glass doors, 10/10.7 mm fixed glass	Brushed steel effect alu.	1 Pc	1.285,40
PD4SKIT10SC/97	PROFIXDOOR kit 4ALSQ, w/o cylinder, 8/13.5 mm glass doors, 10/10.7 mm fixed glass	Matt aluminium	1 Pc	1.170,58
PD4SKIT12U/6	PROFIXDOOR kit 4ALSQ, single key, 8/13.5 mm glass doors, 12/12.7 mm fixed glass	Matt black	1 Pc	1.438,94
PD4SKIT12U/88	PROFIXDOOR kit 4ALSQ, single key, 8/13.5 mm glass doors, 12/12.7 mm fixed glass	Brushed steel effect alu.	1 Pc	1.329,36
PD4SKIT12U/97	PROFIXDOOR kit 4ALSQ, single key, 8/13.5 mm glass doors, 12/12.7 mm fixed glass	Matt aluminium	1 Pc	1.214,54
PD4SKIT12D/6	PROFIXDOOR kit 4ALSQ, different key, 8/13.5 mm glass doors, 12/12.7 mm fixed glass	Matt black	1 Pc	1.424,44
PD4SKIT12D/88	PROFIXDOOR kit 4ALSQ, different key, 8/13.5 mm glass doors, 12/12.7 mm fixed glass	Brushed steel effect alu.	1 Pc	1.314,86
PD4SKIT12D/97	PROFIXDOOR kit 4ALSQ, different key, 8/13.5 mm glass doors, 12/12.7 mm fixed glass	Matt aluminium	1 Pc	1.200,06
PD4SKIT12SC/6	PROFIXDOOR kit 4ALSQ, w/o cylinder, 8/13.5 mm glass doors, 12/12.7 mm fixed glass	Matt black	1 Pc	1.387,02
PD4SKIT12SC/88	PROFIXDOOR kit 4ALSQ, w/o cylinder, 8/13.5 mm glass doors, 12/12.7 mm fixed glass	Brushed steel effect alu.	1 Pc	1.277,46
PD4SKIT12SC/97	PROFIXDOOR kit 4ALSQ, w/o cylinder, 8/13.5 mm glass doors, 12/12.7 mm fixed glass	Matt aluminium	1 Pc	1.162,66








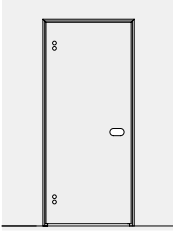
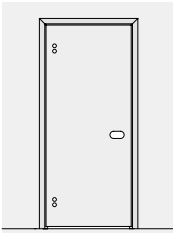


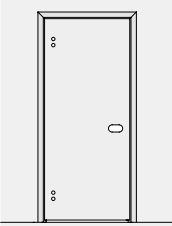






PD148SKIT10U/6	PROFIXDOOR kit 148ALSQ, single key, for 8/13.5 mm glass doors, 10/10.7 mm fixed glass	Matt black	1 Pc	1.456,54
PD148SKIT10U/88	PROFIXDOOR kit 148ALSQ, single key, for 8/13.5 mm glass doors, 10/10.7 mm fixed glass	Brushed steel effect alu.	1 Pc	1.343,62
PD148SKIT10U/97	PROFIXDOOR kit 148ALSQ, single key, for 8/13.5 mm glass doors, 10/10.7 mm fixed glass	Matt aluminium	1 Pc	1.228,68
PD148SKIT10D/6	PROFIXDOOR kit 148ALSQ, different key, for 8/13.5 mm glass doors, 10/10.7 mm fixed glass	Matt black	1 Pc	1.442,04
PD148SKIT10D/88	PROFIXDOOR kit 148ALSQ, different key, for 8/13.5 mm glass doors, 10/10.7 mm fixed glass	Brushed steel effect alu.	1 Pc	1.329,14
PD148SKIT10D/97	PROFIXDOOR kit 148ALSQ, different key, for 8/13.5 mm glass doors, 10/10.7 mm fixed glass	Matt aluminium	1 Pc	1.214,18





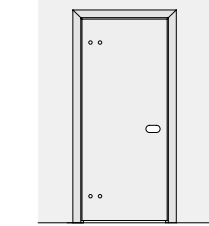
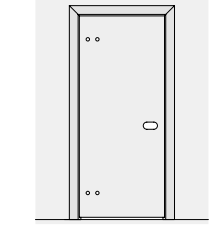
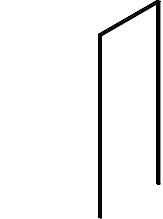
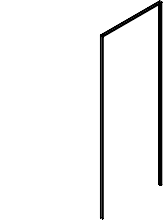
Art.	Description	Finish	Qty	EURO
PD148SKIT10SC/6	PROFIXDOOR kit 148ALSQ, w/o cylinder, 8/13.5 mm glass doors, 10/10.7 mm fixed glass	Matt black	1 Pc	1.404,64
PD148SKIT10SC/88	PROFIXDOOR kit 148ALSQ, w/o cylinder, 8/13.5 mm glass doors, 10/10.7 mm fixed glass	Brushed steel effect alu.	1 Pc	1.291,70
PD148SKIT10SC/97	PROFIXDOOR kit 148ALSQ, w/o cylinder, 8/13.5 mm glass doors, 10/10.7 mm fixed glass	Matt aluminium	1 Pc	1.176,78
PD148SKIT12U/6	PROFIXDOOR kit 148ALSQ, single key, 8/13.5 mm glass doors, 12/12.7 mm fixed glass	Matt black	1 Pc	1.447,00
PD148SKIT12U/88	PROFIXDOOR kit 148ALSQ, single key, 8/13.5 mm glass doors, 12/12.7 mm fixed glass	Brushed steel effect alu.	1 Pc	1.335,68
PD148SKIT12U/97	PROFIXDOOR kit 148ALSQ, single key, 8/13.5 mm glass doors, 12/12.7 mm fixed glass	Matt aluminium	1 Pc	1.220,74
PD148SKIT12D/6	PROFIXDOOR kit 148ALSQ, different key, 8/13.5 mm glass doors, 12/12.7 mm fixed glass	Matt black	1 Pc	1.432,50
PD148SKIT12D/88	PROFIXDOOR kit 148ALSQ, different key, 8/13.5 mm glass doors, 12/12.7 mm fixed glass	Brushed steel effect alu.	1 Pc	1.321,18
PD148SKIT12D/97	PROFIXDOOR kit 148ALSQ, different key, 8/13.5 mm glass doors, 12/12.7 mm fixed glass	Matt aluminium	1 Pc	1.206,24
PD148SKIT12SC/6	PROFIXDOOR kit 148ALSQ, w/o cylinder, for 8/13.5 mm glass doors, 12/12.7 mm fixed glass	Matt black	1 Pc	1.395,10
PD148SKIT12SC/88	PROFIXDOOR kit 148ALSQ, w/o cylinder, for 8/13.5 mm glass doors, 12/12.7 mm fixed glass	Brushed steel effect alu.	1 Pc	1.283,76
PD148SKIT12SC/97	PROFIXDOOR kit 148ALSQ, w/o cylinder, for 8/13.5 mm glass doors, 12/12.7 mm fixed glass	Matt aluminium	1 Pc	1.168,86
PD4RKIT10U/6	PROFIXDOOR kit 4AL, single key, 8/13.5 mm glass doors, 10/10.7 mm fixed glass	Matt black	1 Pc	1.480,32
PD4RKIT10U/88	PROFIXDOOR kit 4AL, single key, 8/13.5 mm glass doors, 10/10.7 mm fixed glass	Brushed steel effect alu.	DISCONTINUED	
PD4RKIT10U/97	PROFIXDOOR kit 4AL, single key, 8/13.5 mm glass doors, 10/10.7 mm fixed glass	Matt aluminium	1 Pc	1.247,22
PD4RKIT10D/6	PROFIXDOOR kit 4AL, different key, 8/13.5 mm glass doors, 10/10.7 mm fixed glass	Matt black	1 Pc	1.465,82
PD4RKIT10D/88	PROFIXDOOR kit 4AL, different key, 8/13.5 mm glass doors, 10/10.7 mm fixed glass	Brushed steel effect alu.	DISCONTINUED	
PD4RKIT10D/97	PROFIXDOOR kit 4AL, different key, 8/13.5 mm glass doors, 10/10.7 mm fixed glass	Matt aluminium	1 Pc	1.232,74
PD4RKIT10SC/6	PROFIXDOOR kit 4AL, w/o cylinder, 8/13.5 mm glass doors, 10/10.7 mm fixed glass	Matt black	1 Pc	1.428,40
PD4RKIT10SC/88	PROFIXDOOR kit 4AL, w/o cylinder, 8/13.5 mm glass doors, 10/10.7 mm fixed glass	Brushed steel effect alu.	DISCONTINUED	
PD4RKIT10SC/97	PROFIXDOOR kit 4AL, w/o cylinder, 8/13.5 mm glass doors, 10/10.7 mm fixed glass	Matt aluminium	1 Pc	1.195,34
PD4RKIT12U/6	PROFIXDOOR kit 4AL, single key, 8/13.5 mm glass doors, 12/12.7 mm fixed glass	Matt black	1 Pc	1.470,76
PD4RKIT12U/88	PROFIXDOOR kit 4AL, single key, 8/13.5 mm glass doors, 12/12.7 mm fixed glass	Brushed steel effect alu.	DISCONTINUED	
PD4RKIT12U/97	PROFIXDOOR kit 4AL, single key, 8/13.5 mm glass doors, 12/12.7 mm fixed glass	Matt aluminium	1 Pc	1.239,30
PD4RKIT12D/6	PROFIXDOOR kit 4AL, different key, 8/13.5 mm glass doors, 12/12.7 mm fixed glass	Matt black	1 Pc	1.456,26
PD4RKIT12D/88	PROFIXDOOR kit 4AL, different key, 8/13.5 mm glass doors, 12/12.7 mm fixed glass	Brushed steel effect alu.	DISCONTINUED	
PD4RKIT12D/97	PROFIXDOOR kit 4AL, different key, 8/13.5 mm glass doors, 12/12.7 mm fixed glass	Matt aluminium	1 Pc	1.224,80
PD4RKIT12SC/6	PROFIXDOOR kit 4AL, w/o cylinder, 8/13.5 mm glass doors, 12/12.7 mm fixed glass	Matt black	1 Pc	1.418,86
PD4RKIT12SC/88	PROFIXDOOR kit 4AL, w/o cylinder, 8/13.5 mm glass doors, 12/12.7 mm fixed glass	Brushed steel effect alu.	DISCONTINUED	
PD4RKIT12SC/97	PROFIXDOOR kit 4AL, w/o cylinder, 8/13.5 mm glass doors, 12/12.7 mm fixed glass	Matt aluminium	1 Pc	1.187,40
PD148RKIT10U/6	PROFIXDOOR kit 148AL, single key, 8/13.5 mm glass doors, 10/10.7 mm fixed glass	Matt black	1 Pc	1.489,80
PD148RKIT10U/88	PROFIXDOOR kit 148AL, single key, 8/13.5 mm glass doors, 10/10.7 mm fixed glass	Brushed steel effect alu.	DISCONTINUED	
PD148RKIT10U/97	PROFIXDOOR kit 148AL, single key, 8/13.5 mm glass doors, 10/10.7 mm fixed glass	Matt aluminium	1 Pc	1.254,50
PD148RKIT10D/6	PROFIXDOOR kit 148AL, different key, 8/13.5 mm glass doors, 10/10.7 mm fixed glass	Matt black	1 Pc	1.475,30
PD148RKIT10D/88	PROFIXDOOR kit 148AL, different key, 8/13.5 mm glass doors, 10/10.7 mm fixed glass	Brushed steel effect alu.	DISCONTINUED	
PD148RKIT10D/97	PROFIXDOOR kit 148AL, different key, 8/13.5 mm glass doors, 10/10.7 mm fixed glass	Matt aluminium	1 Pc	1.240,00
PD148RKIT10SC/6	PROFIXDOOR kit 148AL, w/o cylinder, 8/13.5 mm glass doors, 10/10.7 mm fixed glass	Matt black	1 Pc	1.437,88
PD148RKIT10SC/88	PROFIXDOOR kit 148AL, w/o cylinder, 8/13.5 mm glass doors, 10/10.7 mm fixed glass	Brushed steel effect alu.	DISCONTINUED	
PD148RKIT10SC/97	PROFIXDOOR kit 148AL, w/o cylinder, 8/13.5 mm glass doors, 10/10.7 mm fixed glass	Matt aluminium	1 Pc	1.202,58
PD148RKIT12U/6	PROFIXDOOR kit 148AL, single key, 8/13.5 mm glass doors, 12/12.7 mm fixed glass	Matt black	1 Pc	1.480,28
PD148RKIT12U/88	PROFIXDOOR kit 148AL, single key, 8/13.5 mm glass doors, 12/12.7 mm fixed glass	Brushed steel effect alu.	DISCONTINUED	
PD148RKIT12U/97	PROFIXDOOR kit 148AL, single key, 8/13.5 mm glass doors, 12/12.7 mm fixed glass	Matt aluminium	1 Pc	1.246,56
PD148RKIT12D/6	PROFIXDOOR kit 148AL, different key, 8/13.5 mm glass doors, 12/12.7 mm fixed glass	Matt black	1 Pc	1.465,78
PD148RKIT12D/88	PROFIXDOOR kit 148AL, different key, 8/13.5 mm glass doors, 12/12.7 mm fixed glass	Brushed steel effect alu.	DISCONTINUED	
PD148RKIT12D/97	PROFIXDOOR kit 148AL, different key, 8/13.5 mm glass doors, 12/12.7 mm fixed glass	Matt aluminium	1 Pc	1.232,06
PD148RKIT12SC/6	PROFIXDOOR kit 148AL, w/o cylinder, 8/13.5 mm glass doors, 12/12.7 mm fixed glass	Matt black	1 Pc	1.428,36

Art.	Description	Finish	Qty	EURO
PD148RKIT12SC/88	PROFIXDOOR kit 148AL, w/o cylinder, 8/13.5 mm glass doors, 12/12.7 mm fixed glass	Brushed steel effect alu.	DISCONTINUED	
PD148RKIT12SC/97	PROFIXDOOR kit 148AL, w/o cylinder, 8/13.5 mm glass doors, 12/12.7 mm fixed glass	Matt aluminium	1 Pc	1.194,64
PDKIT02/6	PROFIXDOOR kit 4ALSQ, for 8/13.5 mm glass doors, 10/10.7 mm fixed glass	Matt black	1 Pc	932,50
PDKIT02/88	PROFIXDOOR kit 4ALSQ, for 8/13.5 mm glass doors, 10/10.7 mm fixed glass	Brushed steel effect alu.	1 Pc	861,50
PDKIT02/97	PROFIXDOOR kit 4ALSQ, for 8/13.5 mm glass doors, 10/10.7 mm fixed glass	Matt aluminium	1 Pc	777,34
PDKIT05/6	PROFIXDOOR kit 4ALSQ, for 8/13.5 mm glass doors, 12/12.7 mm fixed glass	Matt black	1 Pc	922,66
PDKIT05/88	PROFIXDOOR kit 4ALSQ, for 8/13.5 mm glass doors, 12/12.7 mm fixed glass	Brushed steel effect alu.	1 Pc	853,30
PDKIT05/97	PROFIXDOOR kit 4ALSQ, for 8/13.5 mm glass doors, 12/12.7 mm fixed glass	Matt aluminium	1 Pc	769,18
PFDOOR6615/6	Profile for glass doors and fixed glass PROFIXDOOR, for 8/13.5 mm door glass, 8/13.5 mm fixed glass, B45 H45 L1497	Matt black	1 Pc	201,38
PFDOOR6615/10	Profile for glass doors and fixed glass PROFIXDOOR, for 8/13.5 mm door glass, 8/13.5 mm fixed glass, B45 H45 L1497	Raw finish	1 Pc	129,92
PFDOOR6615/88	Profile for glass doors and fixed glass PROFIXDOOR, for 8/13.5 mm door glass, 8/13.5 mm fixed glass, B45 H45 L1497	Brushed steel effect alu.	1 Pc	189,14
PFDOOR6615/97	Profile for glass doors and fixed glass PROFIXDOOR, for 8/13.5 mm door glass, 8/13.5 mm fixed glass, B45 H45 L1497	Matt aluminium	1 Pc	168,10
PFDOOR6630/6	Profile for glass doors and fixed glass PROFIXDOOR, for 8/13.5 mm door glass, 8/13.5 mm fixed glass, B45 H45 L2998	Matt black	1 Pc	377,88
PFDOOR6630/10	Profile for glass doors and fixed glass PROFIXDOOR, for 8/13.5 mm door glass, 8/13.5 mm fixed glass, B45 H45 L2998	Raw finish	1 Pc	238,90
PFDOOR6630/88	Profile for glass doors and fixed glass PROFIXDOOR, for 8/13.5 mm door glass, 8/13.5 mm fixed glass, B45 H45 L2998	Brushed steel effect alu.	1 Pc	357,26
PFDOOR6630/97	Profile for glass doors and fixed glass PROFIXDOOR, for 8/13.5 mm door glass, 8/13.5 mm fixed glass, B45 H45 L2998	Matt aluminium	1 Pc	315,20
PFDOOR66/6	Profile for glass doors and fixed glass PROFIXDOOR, for 8/13.5 mm door glass, 8/13.5 mm fixed glass, B45 H45 L6000	Matt black	1 Pc	707,88
PFDOOR66/10	Profile for glass doors and fixed glass PROFIXDOOR, for 8/13.5 mm door glass, 8/13.5 mm fixed glass, B45 H45 L6000	Raw finish	1 Pc	437,60
PFDOOR66/88	Profile for glass doors and fixed glass PROFIXDOOR, for 8/13.5 mm door glass, 8/13.5 mm fixed glass, B45 H45 L6000	Brushed steel effect alu.	1 Pc	674,30
PFDOOR66/97	Profile for glass doors and fixed glass PROFIXDOOR, for 8/13.5 mm door glass, 8/13.5 mm fixed glass, B45 H45 L6000	Matt aluminium	1 Pc	590,20
PFDOOR81015/6	Profile for glass doors and fixed glass PROFIXDOOR, for 8/13.5 mm door glass, 15/21.5 mm fixed glass, B45 H45 L1497	Matt black	1 Pc	207,18
PFDOOR81015/10	Profile for glass doors and fixed glass PROFIXDOOR, for 8/13.5 mm door glass, 15/21.5 mm fixed glass, B45 H45 L1497	Raw finish	1 Pc	132,64
PFDOOR81015/88	Profile for glass doors and fixed glass PROFIXDOOR, for 8/13.5 mm door glass, 15/21.5 mm fixed glass, B45 H45 L1497	Brushed steel effect alu.	1 Pc	194,66
PFDOOR81015/97	Profile for glass doors and fixed glass PROFIXDOOR, for 8/13.5 mm door glass, 15/21.5 mm fixed glass, B45 H45 L1497	Matt aluminium	1 Pc	172,94
PFDOOR81030/6	Profile for glass doors and fixed glass PROFIXDOOR, for 8/13.5 mm door glass, 15/21.5 mm fixed glass, B45 H45 L2998	Matt black	1 Pc	389,58
PFDOOR81030/10	Profile for glass doors and fixed glass PROFIXDOOR, for 8/13.5 mm door glass, 15/21.5 mm fixed glass, B45 H45 L2998	Raw finish	1 Pc	244,32
PFDOOR81030/88	Profile for glass doors and fixed glass PROFIXDOOR, for 8/13.5 mm door glass, 15/21.5 mm fixed glass, B45 H45 L2998	Brushed steel effect alu.	1 Pc	368,36



Art.	Description	Finish	Qty	EURO	
	PFD00R81030/97	Profile for glass doors and fixed glass PROFIXDOOR, for 8/13.5 mm door glass, 15/21.5 mm fixed glass, B45 H45 L2998	Matt aluminium	1 Pc	324,92
	PFD00R810/6	Profile for glass doors and fixed glass PROFIXDOOR, for 8/13.5 mm door glass, 15/21.5 mm fixed glass, B45 H45 L6000	Matt black	1 Pc	731,18
	PFD00R810/10	Profile for glass doors and fixed glass PROFIXDOOR, for 8/13.5 mm door glass, 15/21.5 mm fixed glass, B45 H45 L6000	Raw finish	1 Pc	448,38
	PFD00R810/88	Profile for glass doors and fixed glass PROFIXDOOR, for 8/13.5 mm door glass, 15/21.5 mm fixed glass, B45 H45 L6000	Brushed steel effect alu.	1 Pc	696,54
	PFD00R810/97	Profile for glass doors and fixed glass PROFIXDOOR, for 8/13.5 mm door glass, 15/21.5 mm fixed glass, B45 H45 L6000	Matt aluminium	1 Pc	609,62
	PD8A	Door striking gasket, for 8/10.76 mm glass	Grey	1 m	14,86
	PD8A/6	Door striking gasket, for 8/10.76 mm glass	Matt black	1 m	17,82
	PD12	Door striking gasket, for 11.52/13.52 mm glass	Grey	1 m	1,66
	PD12/6	Door striking gasket, for 11.52/13.52 mm glass	Matt black	1 m	2,12
	PD001/9	4 x 90° profile joining brackets, B9.2 H84 L4	Machining steel (CNC)	1 Pc	45,34
	PD002/6	4 x 90° profile alignment brackets, B13.5 H40 L5.3	Matt black	1 Pc	14,92
	PDMUR66/97	Wall fixing kit PFD00R66	Matt aluminium	1 Pc	103,24
	PFD00RCUT	Calculation and 45° cut PROFIXDOOR		1 Pc	49,76
	LAVCER	Machining for 2 Logli hinges		1 Pc	73,10
	LAVSER	Machining for Logli anchor plate		1 Pc	75,84
	LAVPRO2	Machining for 2 Logli hinges and 1 anchor plate		1 Pc	86,82
	LAVPRO3	Machining for 3 Logli hinges and 1 anchor plate		1 Pc	92,32
	IMB2550SKITU/6	Full L kit IMBOTTE 50, single key, 8/10.7 mm glass	Matt black	1 Pc	899,78
	IMB2550SKITU/97	Full L kit IMBOTTE 50, single key, 8/10.7 mm glass	Matt aluminium	1 Pc	781,90
	IMB2550SKITD/6	Full L kit IMBOTTE 50, different key, 8/10.7 mm glass	Matt black	1 Pc	885,28
	IMB2550SKITD/97	Full L kit IMBOTTE 50, different key, 8/10.7 mm glass	Matt aluminium	1 Pc	767,40
	IMB2550SKITSC/6	Full L kit IMBOTTE 50, without cylinder, 8/10.7 mm glass	Matt black	1 Pc	847,86
	IMB2550SKITSC/97	Full L kit IMBOTTE 50, without cylinder, 8/10.7 mm glass	Matt aluminium	1 Pc	729,98
	IMB4350KITU/6	Full Z kit IMBOTTE 50 single key, 8/10.7 mm glass	Matt black	1 Pc	991,40
	IMB4350KITU/97	Full Z kit IMBOTTE 50 single key, 8/10.7 mm glass	Matt aluminium	1 Pc	860,60
	IMB4350KITD/6	Full Z kit IMBOTTE 50 different key, 8/10.7 mm glass	Matt black	1 Pc	976,92
	IMB4350KITD/97	Full Z kit IMBOTTE 50 different key, 8/10.7 mm glass	Matt aluminium	1 Pc	846,10
	IMB4350KITSC/6	Full Z kit IMBOTTE 50 without cylinder, 8/10.7 mm glass	Matt black	1 Pc	939,48
	IMB4350KITSC/97	Full Z kit IMBOTTE 50 without cylinder, 8/10.7 mm glass	Matt aluminium	1 Pc	808,70

	Art.	Description	Finish	Qty	EURO
	IMB43148KITU/6	Full Z kit IMBOTTE 148AL single key, 8/10.7 mm glass	Matt black	1 Pc	1.051,58
	IMB43148KITU/97	Full Z kit IMBOTTE 148AL single key, 8/10.7 mm glass	Matt aluminium	1 Pc	907,08
	IMB43148KITD/6	Full Z kit IMBOTTE 148AL different key, 8/10.7 mm glass	Matt black	1 Pc	1.037,08
	IMB43148KITD/97	Full Z kit IMBOTTE 148AL different key, 8/10.7 mm glass	Matt aluminium	1 Pc	892,58
	IMB43148KITSC/6	Full Z kit IMBOTTE 148AL without cylinder, 8/10.7 mm glass	Matt black	1 Pc	999,66
	IMB43148KITSC/97	Full Z kit IMBOTTE 148AL without cylinder, 8/10.7 mm glass	Matt aluminium	1 Pc	855,16
	IMB25KIT/6	L door panel kit IMBOTTE, for 8/10.7 mm glass	Matt black	1 Pc	386,22
	IMB25KIT/97	L door panel kit IMBOTTE, for 8/10.7 mm glass	Matt aluminium	1 Pc	338,04
	IMB43KIT/6	Z door panel kit IMBOTTE, for 8/10.7 mm glass	Matt black	1 Pc	480,68
	IMB43KIT/97	Z door panel kit IMBOTTE, for 8/10.7 mm glass	Matt aluminium	1 Pc	419,16
	IMB254415/6	Door-opening profile IMBOTTE L door panels, 8/10.7 mm glass, B24.5 H44 L1497	Matt black	1 Pc	84,02
	IMB254415/10	Door-opening profile IMBOTTE L door panels, 8/10.7 mm glass, B24.5 H44 L1497	Raw finish	1 Pc	54,56
	IMB254415/97	Door-opening profile IMBOTTE L door panels, 8/10.7 mm glass, B24.5 H44 L1497	Matt aluminium	1 Pc	70,32
	IMB254430/6	Door-opening profile IMBOTTE L door panels, 8/10.7 mm glass, B24.5 H44 L2998	Matt black	1 Pc	147,08
	IMB254430/10	Door-opening profile IMBOTTE L door panels, 8/10.7 mm glass, B24.5 H44 L2998	Raw finish	1 Pc	91,36
	IMB254430/97	Door-opening profile IMBOTTE L door panels, 8/10.7 mm glass, B24.5 H44 L2998	Matt aluminium	1 Pc	122,84
	IMB2544/6	Door-opening profile IMBOTTE L door panels, 8/10.7 mm glass, B24.5 H44 L6000	Matt black	1 Pc	253,92
	IMB2544/10	Door-opening profile IMBOTTE L door panels, 8/10.7 mm glass, B24.5 H44 L6000	Raw finish	1 Pc	148,90
	IMB2544/97	Door-opening profile IMBOTTE L door panels, 8/10.7 mm glass, B24.5 H44 L6000	Matt aluminium	1 Pc	211,88
	IMB434415/6	Frame profile for IMBOTTE Z door panels, 8/10.7 mm glass, B28 H44 L1497	Matt black	1 Pc	104,64
	IMB434415/10	Frame profile for IMBOTTE Z door panels, 8/10.7 mm glass, B28 H44 L1497	Raw finish	1 Pc	66,58
	IMB434415/97	Frame profile for IMBOTTE Z door panels, 8/10.7 mm glass, B28 H44 L1497	Matt aluminium	1 Pc	87,50
	IMB434430/6	Frame profile for IMBOTTE Z door panels, 8/10.7 mm glass, B28 H44 L2998	Matt black	1 Pc	188,30
	IMB434430/10	Frame profile for IMBOTTE Z door panels, 8/10.7 mm glass, B28 H44 L2998	Raw finish	1 Pc	115,44
	IMB434430/97	Frame profile for IMBOTTE Z door panels, 8/10.7 mm glass, B28 H44 L2998	Matt aluminium	1 Pc	157,22
	IMB4344/6	Frame profile for IMBOTTE Z door panels, 8/10.7 mm glass, B28 H44 L6000	Matt black	1 Pc	336,40
	IMB4344/10	Frame profile for IMBOTTE Z door panels, 8/10.7 mm glass, B28 H44 L6000	Raw finish	1 Pc	197,04
	IMB4344/97	Frame profile for IMBOTTE Z door panels, 8/10.7 mm glass, B28 H44 L6000	Matt aluminium	1 Pc	280,62
	PD8A	Door striking gasket, for 8/10.76 mm glass	Grey	1 m	14,86
	PD8A/6	Door striking gasket, for 8/10.76 mm glass	Matt black	1 m	17,82
	IMBG	Door striking gasket, for 8/10 mm glass	Grey	1 m	4,24
	IMBG/6	Door striking gasket, for 8/10 mm glass	Matt black	1 m	5,52








	Art.	Description	Finish	Qty	EURO
	PD001/9	4 x 90° profile joining brackets, B9.2 H84 L4	Machining steel (CNC)	1 Pc	45,34
	PD002/6	4 x 90° profile alignment brackets, B13.5 H40 L5.3	Matt black	1 Pc	14,92
	IMBCUT	Calculation and 45° cut IMBOTTE		1 Pc	65,84
	LAVCER	Machining for 2 Logli hinges		1 Pc	73,10
	LAVSER	Machining for Logli anchor plate		1 Pc	75,84
	LAVPRO2	Machining for 2 Logli hinges and 1 anchor plate		1 Pc	86,82
	LAVPRO3	Machining for 3 Logli hinges and 1 anchor plate		1 Pc	92,32
	IMB1004SKITU/97	Kit IMBOTTE 100 4ALSQ single key, 8/13.5 mm glass doors, 86/104 mm wall	Matt aluminium	1 Pc	1.372,76
	IMB1004SKITD/97	Kit IMBOTTE 100 4ALSQ different key, 8/13.5 mm glass doors, 86/104 mm wall	Matt aluminium	1 Pc	1.358,26
	IMB1004SKITSC/97	Kit IMBOTTE 100 4ALSQ without cylinder, 8/13.5 mm glass doors, 86/104 mm wall	Matt aluminium	1 Pc	1.320,86
	IMB1454SKITU/97	Kit IMBOTTE 90145 4ALSQ single key, 8/13.5 mm glass doors, 107/145 mm wall	Matt aluminium	1 Pc	1.487,80
	IMB1454SKITD/97	Kit IMBOTTE 90145 4ALSQ different key, 8/13.5 mm glass doors, 107/145 mm wall	Matt aluminium	1 Pc	1.473,32
	IMB1454SKITSC/97	Kit IMBOTTE 90145 4ALSQ without cylinder, 8/13.5 mm glass doors, 107/145 mm wall	Matt aluminium	1 Pc	1.435,92
	IMBKIT100-8/97	Door panel kit IMBOTTE 100, for 8/13.5 mm glass doors, 86/104 mm wall	Matt aluminium	1 Pc	932,28
	IMBKIT8/97	Door panel kit IMBOTTE 90145, for 8/13.5 mm glass doors, 107/145 mm wall	Matt aluminium	1 Pc	1.050,88

INDOORS

BALUSTRADES












OUTDOORS

INDOORS

	Art.	Description	Finish	Qty	EURO
	IBT10015/97	Frame profile for IMBOTTE 100 door panels, for 8/13.5 mm door glass, 86/104 mm wall, L1497	Matt aluminium	1 Pc	172,32
	IBT10030/97	Frame profile for IMBOTTE 100 door panels, for 8/13.5 mm door glass, 86/104 mm wall, L2998	Matt aluminium	1 Pc	328,82
	IBT100/97	Frame profile for IMBOTTE 100 door panels, for 8/13.5 mm door glass, 86/104 mm wall, L6000	Matt aluminium	1 Pc	627,66
	IBT9014515/97	Frame profile for IMBOTTE 90145 door panels, for 8/13.5 mm door glass, 107/145 mm wall, L1497	Matt aluminium	1 Pc	201,98
	IBT9014530/97	Frame profile for IMBOTTE 90145 door panels, for 8/13.5 mm door glass, 107/145 mm wall, L2998	Matt aluminium	1 Pc	388,12
	IBT90145/97	Frame profile for IMBOTTE 90145 door panels, for 8/13.5 mm door glass, 107/145 mm wall, L6000	Matt aluminium	1 Pc	746,28
	PD8A	Door striking gasket, for 8/10.76 mm glass	Grey	1 m	14,86
	PD8A/6	Door striking gasket, for 8/10.76 mm glass	Matt black	1 m	17,82
	PD12	Door striking gasket, for 11.52/13.52 mm glass	Grey	1 m	1,66
	PD12/6	Door striking gasket, for 11.52/13.52 mm glass	Matt black	1 m	2,12
	PD001/9	4 x 90° profile joining brackets, B9.2 H84 L4	Machining steel (CNC)	1 Pc	45,34
	PD003/9	4 x 90° alignment brackets IMBOTTE, B70 H70 L2	Machining steel (CNC)	1 Pc	34,82
	IBTCUT	Calculation and 45° cut IMBOTTE IBT		1 Pc	129,96
	LAVCER	Machining for 2 Logli hinges		1 Pc	73,10
	LAVSER	Machining for Logli anchor plate		1 Pc	75,84
	LAVPRO2	Machining for 2 Logli hinges and 1 anchor plate		1 Pc	86,82
	LAVPRO3	Machining for 3 Logli hinges and 1 anchor plate		1 Pc	92,32

	Art.	Description	Finish	Qty	EURO
	HS66100/9	Upper pivot hinge kit with ceiling socket, for 8/13.5 mm glass	Machining steel (CNC)	1 Pc	240,52
	HS66200/9	Upper pivot hinge kit with attachment for transom, for 8/13.5 mm glass	Machining steel (CNC)	1 Pc	428,10
	HS66SUP/9	Upper pivot hinge, for 8/13.5 mm glass	Machining steel (CNC)	1 Pc	195,64
	HS66INF/9	Lower pivot hinge, for 8/13.5 mm glass	Machining steel (CNC)	1 Pc	209,26
	HS66POZSL	Socket for transom for HS66		1 Pc	13,80
	HS66SAFE	"Safe seat" pivot for HS66		1 Pc	26,54
	HS66POZ/8	Ceiling socket for HS66	Brushed steel	1 Pc	20,58
	HD3303/1	Floor projection door stop French pin	Chrome	1 Pc	36,00
	HD3303/3	Floor projection door stop French pin	Brushed nickel	1 Pc	36,00
	PIVOTB002/9	Lower pivot hinge, for 10/13.5 mm glass, B42 H296	Machining steel (CNC)	1 Pc	347,96
	PIVOTB004/9	Upper pivot hinge, for 10/13.5 mm glass, B42 H296	Machining steel (CNC)	1 Pc	338,28
	PIVOTB006/9	Fixing for transom, for 10/13.5 mm glass, B42 H116	Machining steel (CNC)	1 Pc	212,46
	PIVOTB008/9	Fixing for transom with bracket, for 10/13.5 mm glass, H177	Machining steel (CNC)	1 Pc	371,78
	PIVOTB010/9	Bracket with connectors, for 10/13.5 mm glass, B152 H152	Machining steel (CNC)	1 Pc	267,54
	PIVOTS011/9	Upper eccentric socket, for 10/13.5 mm glass, B40 L31	Machining steel (CNC)	1 Pc	63,54
	PIVOTS014/8	Floor free pivot with plate German pin, for 10/13.5 mm glass, B100 H46	Brushed steel	1 Pc	59,08

	Art.	Description	Finish	Qty	EURO
	GF100/8	Lower pivot hinge, for 10/13.5 mm glass, B164 H51	Brushed steel	1 Pc	70,26
	GF100/15	Lower pivot hinge, for 10/13.5 mm glass, B164 H51	Polished steel	1 Pc	69,54
	GF200/8	Upper pivot hinge, for 10/13.5 mm glass, B164 H51	Brushed steel	1 Pc	70,26
	GF200/15	Upper pivot hinge, for 10/13.5 mm glass, B164 H51	Polished steel	1 Pc	69,54
	GF400/8	L fixing for transom, for 10/13.5 mm glass, B218 H106	Brushed steel	1 Pc	105,84
	GF400/15	L fixing for transom, for 10/13.5 mm glass, B218 H106	Polished steel	1 Pc	103,82
	GF210/8	Wall fixing for transom, for 10/13.5 mm glass, B164 H51	Brushed steel	1 Pc	85,20
	GF210/15	Wall fixing for transom, for 10/13.5 mm glass, B164 H51	Polished steel	1 Pc	85,20
	GF600/8	L fixing for transom, for 10/13.5 mm glass, B106 H106	Brushed steel	1 Pc	100,70
	GF600/15	L fixing for transom, for 10/13.5 mm glass, B106 H106	Polished steel	1 Pc	100,70
	GF700/8	Straight fixing, for 10/13.5 mm glass, B116 H51	Brushed steel	1 Pc	62,02
	GF700/15	Straight fixing, for 10/13.5 mm glass, B116 H51	Polished steel	1 Pc	62,02
	GF150/8	Clamp for fixed glass, for 10/13.5 mm glass, B50 H70	Brushed steel	1 Pc	60,66
	GF150/15	Clamp for fixed glass, for 10/13.5 mm glass, B50 H70	Polished steel	1 Pc	60,66
	GF150F/8	Clamp for fixed glass with stop, for 10/13.5 mm glass, B50 H70	Brushed steel	1 Pc	60,66
	GF150F/15	Clamp for fixed glass with stop, for 10/13.5 mm glass, B50 H70	Polished steel	1 Pc	60,66
	GL200S/8	Lock with cylinder, different key, for 10/13.5 mm glass, B51 H164	Brushed steel	1 Pc	203,84
	GL200S/15	Lock with cylinder, different key, for 10/13.5 mm glass, B51 H164	Polished steel	1 Pc	203,84
	GL200SU/8	Lock with cylinder, single key, for 10/13.5 mm glass, B51 H164	Brushed steel	1 Pc	203,84
	GL200SU/15	Lock with cylinder, single key, for 10/13.5 mm glass, B51 H164	Polished steel	1 Pc	203,84
	GL200P/8	Lock knob + cylinder, different key, for 10/13.5 mm glass, B51 H164	Brushed steel	1 Pc	202,10
	GL200P/15	Lock knob + cylinder, different key, for 10/13.5 mm glass, B51 H164	Polished steel	1 Pc	199,70
	GK200/8	Glass counterlock, for 10/13.5 mm glass, B51 H164	Brushed steel	1 Pc	72,30
	GK200/15	Glass counterlock, for 10/13.5 mm glass, B51 H164	Polished steel	1 Pc	72,98
	GL800/8	Bolt, for 10/13.5 mm glass, B52 H63	Brushed steel	1 Pc	49,62
	GL800/15	Bolt, for 10/13.5 mm glass, B52 H63	Polished steel	1 Pc	49,62



	Art.	Description	Finish	Qty	EURO
	GK800/8	Glass counterlock for bolt, for 10/13.5 mm glass, B52 H63	Brushed steel	1 Pc	34,40
	GK800/15	Glass counterlock for bolt, for 10/13.5 mm glass, B52 H63	Polished steel	1 Pc	34,40
	GL7100	Stop for door 100	Matt black	1 Pc	5,54
	GL7200	Stop for door 200	Matt black	1 Pc	11,04
	GL7300/1	Anti-dust socket	Chrome	1 Pc	24,82
	GL7300/3	Anti-dust socket	Brushed nickel	1 Pc	28,20
	GL7439/9	Insert for Italian pin for GF100	Machining steel (CNC)	1 Pc	20,50
	GL7433/9	Insert for French pin for GF100	Machining steel (CNC)	1 Pc	20,50
	PIVOTS014/8	Floor free pivot with plate German pin, for 10/13.5 mm glass, B100 H46	Brushed steel	1 Pc	59,08
	GARDAML/1	Floor projection door stop Italian pin	Chrome	1 Pc	42,46
	GARDAML/3	Floor projection door stop Italian pin	Brushed nickel	1 Pc	45,78
	GARDATD/1	Floor projection door stop German pin	Chrome	1 Pc	42,46
	GARDATD/3	Floor projection door stop German pin	Brushed nickel	1 Pc	45,78
	HD3303/1	Floor projection door stop French pin	Chrome	1 Pc	36,00
	HD3303/3	Floor projection door stop French pin	Brushed nickel	1 Pc	36,00
	GL8815/9	Upper pivot	Machining steel (CNC)	1 Pc	14,90
	GL8819	Upper flush fit pivot		1 Pc	15,96
	GL8823/8	Floor housing	Brushed steel	1 Pc	9,42
	GL8823/15	Floor housing	Polished steel	1 Pc	7,98
	GL8824/9	Wall plate	Machining steel (CNC)	1 Pc	7,90
	GL10/8	Lock different key, for 8/12 mm glass, B70 H110	Brushed steel	1 Pc	171,62
	GL10/15	Lock different key, for 8/12 mm glass, B70 H110	Polished steel	1 Pc	171,62
	GL25/8	Glass counterlock, for 8/12 mm glass, B70 H50	Brushed steel	1 Pc	54,64
	GL25/15	Glass counterlock, for 8/12 mm glass, B70 H50	Polished steel	1 Pc	54,64


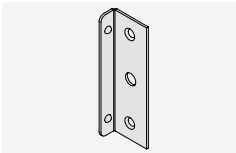








INDOORS



BALUSTRADES







OUTDOORS

INDOORS

	Art.	Description	Finish	Qty	EURO
	HS1010SB/9	Upper pivot hinge with studs, for 8/21.5 mm glass	Machining steel (CNC)	1 Pc	433,54
	HS1010SS/9	Upper pivot hinge countersunk, for 8/21.5 mm glass	Machining steel (CNC)	1 Pc	415,98
	HS1010SSB/9	Upper pivot hinge kit with studs transom fixing, 8/21.5 mm glass	Machining steel (CNC)	1 Pc	865,28
	HS1010SSS/9	Upper pivot hinge kit countersunk transom fixing, 8/21.5 mm glass	Machining steel (CNC)	1 Pc	830,18
	HS1010PB/9	Lower pivot hinge with studs, for 8/21.5 mm glass	Machining steel (CNC)	1 Pc	433,54
	HS1010PS/9	Bottom pivot hinge countersunk, for 8/21.5 mm glass	Machining steel (CNC)	1 Pc	415,98
	CGS1620SX/8	Lower left pivot hinge, for 15/21.5 mm glass, B170 H65	Brushed steel	1 Pc	326,44
	CGS1620SX/15	Lower left pivot hinge, for 15/21.5 mm glass, B170 H65	Polished steel	1 Pc	326,44
	CGS1620DX/8	Lower right pivot hinge, for 15/21.5 mm glass, B170 H65	Brushed steel	1 Pc	326,44
	CGS1620DX/15	Lower right pivot hinge, for 15/21.5 mm glass, B170 H65	Polished steel	1 Pc	326,44
	CGS1640SX/8	Upper left pivot hinge, for 15/21.5 mm glass, B170 H65	Brushed steel	1 Pc	328,74
	CGS1640SX/15	Upper left pivot hinge, for 15/21.5 mm glass, B170 H65	Polished steel	1 Pc	328,74
	CGS1640DX/8	Upper right pivot hinge, for 15/21.5 mm glass, B170 H65	Brushed steel	1 Pc	328,74
	CGS1640DX/15	Upper right pivot hinge, for 15/21.5 mm glass, B170 H65	Polished steel	1 Pc	328,74
	SGS2115U/1	Lock single key, for 15 mm glass, B80 H112	Chrome	1 Pc	235,80
	SGS2115U/24	Lock single key, for 15 mm glass, B80 H112	Brushed steel effect	1 Pc	252,62
	SGS2115D/1	Lock different key, for 15 mm glass, B80 H112	Chrome	1 Pc	235,32
	SGS2115D/24	Lock different key, for 15 mm glass, B80 H112	Brushed steel effect	1 Pc	252,68
	SGS2117U/1	Lock single key, for 17 mm glass, B80 H112	Chrome	1 Pc	235,80
	SGS2117U/24	Lock single key, for 17 mm glass, B80 H112	Brushed steel effect	1 Pc	252,62
	SGS2117D/1	Lock different key, for 17 mm glass, B80 H112	Chrome	1 Pc	235,32
	SGS2117D/24	Lock different key, for 17 mm glass, B80 H112	Brushed steel effect	1 Pc	252,68
	SGS2121U/1	Lock single key, for 21 mm glass, B80 H112	Chrome	1 Pc	235,80
	SGS2121U/24	Lock single key, for 21 mm glass, B80 H112	Brushed steel effect	1 Pc	252,62
	SGS2121D/1	Lock different key, for 21 mm glass, B80 H112	Chrome	1 Pc	235,32
	SGS2121D/24	Lock different key, for 21 mm glass, B80 H112	Brushed steel effect	1 Pc	252,68
	SGS2315MU/1	Lock with handle, single key, for 15 mm glass, B80 H112	Chrome	1 Pc	320,80
	SGS2315MU/24	Lock with handle, single key, for 15 mm glass, B80 H112	Brushed steel effect	1 Pc	321,78
	SGS2315MD/1	Lock with handle, different key, for 15 mm glass, B80 H112	Chrome	1 Pc	320,34
	SGS2315MD/24	Lock with handle, different key, for 15 mm glass, B80 H112	Brushed steel effect	1 Pc	321,14
	SGS2317MU/1	Lock with handle, single key, for 17 mm glass, B80 H112	Chrome	1 Pc	320,80
	SGS2317MU/24	Lock with handle, single key, for 17 mm glass, B80 H112	Brushed steel effect	1 Pc	321,78
	SGS2317MD/1	Lock with handle, different key, for 17 mm glass, B80 H112	Chrome	1 Pc	320,34
	SGS2317MD/24	Lock with handle, different key, for 17 mm glass, B80 H112	Brushed steel effect	1 Pc	321,14
	SGS2321MU/1	Lock with handle, single key, for 21 mm glass, B80 H112	Chrome	1 Pc	320,80
	SGS2321MU/24	Lock with handle, single key, for 21 mm glass, B80 H112	Brushed steel effect	1 Pc	321,78
	SGS2321MD/1	Lock with handle, different key, for 21 mm glass, B80 H112	Chrome	1 Pc	320,34
	SGS2321MD/24	Lock with handle, different key, for 21 mm glass, B80 H112	Brushed steel effect	1 Pc	321,14

	Art.	Description	Finish	Qty	EURO
	SGS2715M/1	Glass counterlock, for 15 mm glass, B80 H112	Chrome	1 Pc	158,00
	SGS2715M/24	Glass counterlock, for 15 mm glass, B80 H112	Brushed steel effect	1 Pc	158,00
	SGS2717M/1	Glass counterlock, for 17 mm glass, B80 H112	Chrome	1 Pc	158,00
	SGS2717M/24	Glass counterlock, for 17 mm glass, B80 H112	Brushed steel effect	1 Pc	158,00
	SGS2721M/1	Glass counterlock, for 21 mm glass, B80 H112	Chrome	1 Pc	158,00
	SGS2721M/24	Glass counterlock, for 21 mm glass, B80 H112	Brushed steel effect	1 Pc	158,00
	SGS15L/1	Wall striking plate with stop, for 15 mm glass, B36.5 H112	Chrome	1 Pc	14,12
	SGS15L/24	Wall striking plate with stop, for 15 mm glass, B36.5 H112	Brushed steel effect	1 Pc	14,12
	SGS17L/1	Wall striking plate with stop, for 17 mm glass, B39 H112	Chrome	1 Pc	14,12
	SGS17L/24	Wall striking plate with stop, for 17 mm glass, B39 H112	Brushed steel effect	1 Pc	14,12
	SGS21L/1	Wall striking plate with stop, for 21 mm glass, B43 H112	Chrome	1 Pc	14,12
	SGS21L/24	Wall striking plate with stop, for 21 mm glass, B43 H112	Brushed steel effect	1 Pc	14,12
	HS1010SPL/9	Upper socket, B35 L20	Machining steel (CNC)	1 Pc	50,88
	PIVOTS014/8	Floor free pivot with plate German pin, for 10/13.5 mm glass, B100 H46	Brushed steel	1 Pc	59,08
	HD3301/1	Upper pivot hinge with adjustable slider, for 8/10 mm glass, B135 H45	Chrome	1 Pc	121,94
	HD3301/24	Upper pivot hinge with adjustable slider, for 8/10 mm glass, B135 H45	Brushed steel effect	1 Pc	121,94
	HD3302F/1	Lower pivot hinge French fixing, for 8/10 mm glass, B135 H45	Chrome	1 Pc	98,42
	HD3302F/24	Lower pivot hinge French fixing, for 8/10 mm glass, B135 H45	Brushed steel effect	1 Pc	98,42
	HD3302D/1	Lower pivot hinge German fixing, for 8/10 mm glass, B135 H45	Chrome	1 Pc	90,60
	HD3302D/24	Lower pivot hinge German fixing, for 8/10 mm glass, B135 H45	Brushed steel effect	1 Pc	90,60
	HD3307SX/1	L fixing for transom, for 8/10 mm glass, B200 H95	Chrome	1 Pc	255,88
	HD3307SX/24	L fixing for transom, for 8/10 mm glass, B200 H95	Brushed steel effect	1 Pc	255,88
	HD3307DX/1	L fixing for transom, for 8/10 mm glass, B200 H95	Chrome	1 Pc	255,88
	HD3307DX/24	L fixing for transom, for 8/10 mm glass, B200 H95	Brushed steel effect	1 Pc	255,88
	HD3308SX/1	Wall fixing for transom, for 8/10 mm glass, B155 H45	Chrome	1 Pc	192,86
	HD3308SX/24	Wall fixing for transom, for 8/10 mm glass, B155 H45	Brushed steel effect	1 Pc	192,86
	HD3308DX/1	Wall fixing for transom, for 8/10 mm glass, B155 H45	Chrome	1 Pc	192,86
	HD3308DX/24	Wall fixing for transom, for 8/10 mm glass, B155 H45	Brushed steel effect	1 Pc	192,86
	HD3305U/1	Lock single key, for 8/10 mm glass, B32 H95	Chrome	1 Pc	213,08
	HD3305U/24	Lock single key, for 8/10 mm glass, B32 H95	Brushed steel effect	1 Pc	223,92
	HD3305D/1	Lock different key, for 8/10 mm glass, B32 H95	Chrome	1 Pc	212,58
	HD3305D/24	Lock different key, for 8/10 mm glass, B32 H95	Brushed steel effect	1 Pc	223,26
	HD3305P/1	Lock single key + knob, for 8/10 mm glass, B32 H95	Chrome	1 Pc	217,32
	HD3305P/24	Lock single key + knob, for 8/10 mm glass, B32 H95	Brushed steel effect	1 Pc	227,46
	DQC63/1	Bolt, for 10/12 mm glass, B53 H63	Chrome	1 Pc	116,82
	DQC63/24	Bolt, for 10/12 mm glass, B53 H63	Brushed steel effect	1 Pc	116,82
	DQC65/1	Counterlock for bolt, for 10/12 mm glass, B53 H63	Chrome	1 Pc	86,70
	DQC65/24	Counterlock for bolt, for 10/12 mm glass, B53 H63	Brushed steel effect	1 Pc	86,70

	Art.	Description	Finish	Qty	EURO
	HD3309/1	Glass counterlock for bolt with stop, for 8/12 mm glass, B86 H45	Chrome	1 Pc	96,94
	HD3309/24	Glass counterlock for bolt with stop, for 8/12 mm glass, B86 H45	Brushed steel effect	1 Pc	96,94
	HD3310/1	Glass counterlock for bolt with double stop, for 8/12 mm glass, B172 H45	Chrome	1 Pc	162,72
	HD3310/24	Glass counterlock for bolt with double stop, for 8/12 mm glass, B172 H45	Brushed steel effect	1 Pc	162,72
	HD3306/9	Wall striking plate, B16 H75	Machining steel (CNC)	1 Pc	9,30
	HD3303/1	Floor projection door stop French pin	Chrome	1 Pc	36,00
	HD3303/3	Floor projection door stop French pin	Brushed nickel	1 Pc	36,00
	HD3304/1	Seat for ceiling pivot, B46 H22	Chrome	1 Pc	15,86
	HD3304/3	Seat for ceiling pivot, B46 H22	Brushed nickel	1 Pc	15,86
	GL7311/1	Anti-dust socket, B25 L36	Chrome	1 Pc	21,10
	GL7311/3	Anti-dust socket, B25 L36	Brushed nickel	1 Pc	21,46
	HD3308-SLIDER	Slider for HD3308		1 Pc	38,74
	S1217U/1	Cylinder key/rotating knob single key	Chrome	1 Pc	43,78
	S1217U/3	Cylinder key/rotating knob single key	Brushed nickel	1 Pc	43,78
	S1217U/45	Cylinder key/rotating knob single key	Matt alu. effect	1 Pc	55,34
	LOGS10U/1	European cylinder single key	Chrome	1 Pc	35,46
	LOGS10U/3	European cylinder single key	Brushed nickel	1 Pc	36,44
	LOGS10D/1	European cylinder different key	Chrome	1 Pc	35,00
	LOGS10D/3	European cylinder different key	Brushed nickel	1 Pc	35,82
	CERPT80SQ/1	Snap pivot hinge with hidden screws, for 8/12 mm glass	Chrome	1 Pc	208,98
	CERPT80SQ/2	Snap pivot hinge with hidden screws, for 8/12 mm glass	Gold	1 Pc	271,26
	CERPT80SQ/3	Snap pivot hinge with hidden screws, for 8/12 mm glass	Brushed nickel	1 Pc	220,18
	CERPT80SQ/R2	Snap pivot hinge with hidden screws, for 8/12 mm glass	RAL9005 Matt black	1 Pc	282,10
	CERPT80/1	Snap pivot hinge, for 8/12 mm glass	Chrome	1 Pc	182,00
	CERPT80/2	Snap pivot hinge, for 8/12 mm glass	Gold	1 Pc	246,92
	CERPT80/3	Snap pivot hinge, for 8/12 mm glass	Brushed nickel	1 Pc	182,00
	LM609020DE/8	Floor door closer Lmax 850 up to 60 kg, hold open ± 90°, German pivot	Brushed steel	1 Pc	375,98
	LM609020IT/8	Floor door closer Lmax 850 up to 60 kg, hold open ± 90°, Italian pivot	Brushed steel	1 Pc	375,98
	LM609020FR/8	Floor door closer Lmax 850 up to 60 kg, hold open ± 90°, French pivot	Brushed steel	1 Pc	375,98
	LM609025DE/8	Floor door closer Lmax 950 up to 80 kg, hold open ± 90°, German pivot	Brushed steel	1 Pc	375,98
	LM609025IT/8	Floor door closer Lmax 950 up to 80 kg, hold open ± 90°, Italian pivot	Brushed steel	1 Pc	375,98
	LM609025FR/8	Floor door closer Lmax 950 up to 80 kg, hold open ± 90°, French pivot	Brushed steel	1 Pc	375,98
	LM6010525DE/8	Floor door closer Lmax 950 up to 80 kg, hold open ± 105°, German pivot	Brushed steel	1 Pc	375,98
	LM6010525IT/8	Floor door closer Lmax 950 up to 80 kg, hold open ± 105°, Italian pivot	Brushed steel	1 Pc	375,98





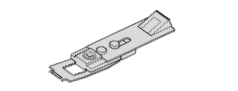

Art.	Description	Finish	Qty	EURO
LM6010525FR/8	Floor door closer Lmax 950 up to 80 kg, hold open $\pm 105^\circ$, French pivot	Brushed steel	1 Pc	375,98
LM600025DE/8	Floor door closer Lmax 950 up to 80 kg, no hold open, German pivot	Brushed steel	1 Pc	375,98
LM600025IT/8	Floor door closer Lmax 950 up to 80 kg, no hold open, Italian pivot	Brushed steel	1 Pc	375,98
LM600025FR/8	Floor door closer Lmax 950 up to 80 kg, no hold open, French pivot	Brushed steel	1 Pc	375,98
LM609033DE/8	Floor door closer Lmax 1100 up to 100 kg, hold open $\pm 90^\circ$, German pivot	Brushed steel	1 Pc	400,92
LM609033IT/8	Floor door closer Lmax 1100 up to 100 kg, hold open $\pm 90^\circ$, Italian pivot	Brushed steel	1 Pc	400,92
LM609033FR/8	Floor door closer Lmax 1100 up to 100 kg, hold open $\pm 90^\circ$, French pivot	Brushed steel	1 Pc	400,92
LM6010533DE/8	Floor door closer Lmax 1100 up to 100 kg, hold open $\pm 105^\circ$, German pivot	Brushed steel	1 Pc	400,92
LM6010533IT/8	Floor door closer Lmax 1100 up to 100 kg, hold open $\pm 105^\circ$, Italian pivot	Brushed steel	1 Pc	400,92
LM6010533FR/8	Floor door closer Lmax 1100 up to 100 kg, hold open $\pm 105^\circ$, French pivot	Brushed steel	1 Pc	400,92
	LM669020DE/8 Floor door closer Lmax 850 up to 100 kg, hold open $\pm 90^\circ$, German pivot	Brushed steel	1 Pc	500,72
	LM669020IT/8 Floor door closer Lmax 850 up to 100 kg, hold open $\pm 90^\circ$, Italian pivot	Brushed steel	1 Pc	500,72
	LM669020FR/8 Floor door closer Lmax 850 up to 100 kg, hold open $\pm 90^\circ$, French pivot	Brushed steel	1 Pc	500,72
	LM669030DE/8 Floor door closer Lmax 950 up to 150 kg, hold open $\pm 90^\circ$, German pivot	Brushed steel	1 Pc	500,72
	LM669030IT/8 Floor door closer Lmax 950 up to 150 kg, hold open $\pm 90^\circ$, Italian pivot	Brushed steel	1 Pc	500,72
	LM669030FR/8 Floor door closer Lmax 950 up to 150 kg, hold open $\pm 90^\circ$, French pivot	Brushed steel	1 Pc	500,72
	LM669040DE/8 Floor door closer Lmax 1100 up to 200 kg, hold open $\pm 90^\circ$, German pivot	Brushed steel	1 Pc	500,72
	LM669040IT/8 Floor door closer Lmax 1100 up to 200 kg, hold open $\pm 90^\circ$, Italian pivot	Brushed steel	1 Pc	500,72
	LM669040FR/8 Floor door closer Lmax 1100 up to 200 kg, hold open $\pm 90^\circ$, French pivot	Brushed steel	1 Pc	500,72
	LM660040DE/8 Floor door closer Lmax 1100 up to 200 kg, no hold open, German pivot	Brushed steel	1 Pc	500,72
	LM660040IT/8 Floor door closer Lmax 1100 up to 200 kg, no hold open, Italian pivot	Brushed steel	1 Pc	500,72
	LM660040FR/8 Floor door closer Lmax 1100 up to 200 kg, no hold open, French pivot	Brushed steel	1 Pc	500,72
	LMPERNOD Interchangeable pivot for LM door closer German		1 Pc	51,66
	LMPERNOI Interchangeable pivot for LM door closer Italian		1 Pc	51,66
	LMPERNOF Interchangeable pivot for LM door closer French		1 Pc	51,66
	LMPIA01/8 Plate for door closer LM60	Brushed steel	1 Pc	46,46
	LMPIA02/8 Plate for door closer LM66	Brushed steel	1 Pc	46,46
	PS03/8 Upper adjustable concealed hinge for wood/metal door panels	Brushed steel	1 Pc	64,14
	PI07 Lower hinge with German pivot for wood/metal door panels		1 Pc	38,74



INDOORS

BALUSTRADES

OUTDOORS

INDOORS

	Art.	Description	Finish	Qty	EURO
	GZ-TS500NV90	Floor door closer adjustable force between EN1 and EN4 90° hold open	Brushed steel	1 Pc	441,84
	GZ-TS500NV110	Floor door closer adjustable force between EN1 and EN4 110° hold open	Brushed steel	1 Pc	441,84
	GZ-TSADT	Adaptor for Floor door closer		1 Pc	65,92
	GZ-TS550NV	Floor door closer adjustable force between EN3 and EN6 hold open adjustable from 80° to 165° can be activated/deactivated	Brushed steel	1 Pc	1.220,54
	GZ-TS3000V	Overhead door closer adjustable force between EN1 and EN4	Galvanised aluminium	1 Pc	760,00
	GZ-TS071924	Mechanical hold open for door closer		1 Pc	62,70
	SX-JS903PMRFR/15	Floor door closer Force EN3PMR (27 Nm) 90° hold open French pivot	Polished steel	1 Pc	614,52
	SX-JS903PMRFR/8	Floor door closer Force EN3PMR (27 Nm) 90° hold open French pivot	Brushed steel	1 Pc	614,52
	SX-JS903PMRDE/15	Floor door closer Force EN3PMR (27 Nm) 90° hold open German pivot	Polished steel	1 Pc	614,52
	SX-JS903PMRDE/8	Floor door closer Force EN3PMR (27 Nm) 90° hold open German pivot	Brushed steel	1 Pc	614,52
	SX-JS903PMRIT/15	Floor door closer Force EN3PMR (27 Nm) 90° hold open Italian pivot	Polished steel	1 Pc	614,52
	SX-JS903PMRIT/8	Floor door closer Force EN3PMR (27 Nm) 90° hold open Italian pivot	Brushed steel	1 Pc	614,52
	SX-JS903FR/15	Floor door closer Force EN3 (33 Nm) 90° hold open French pivot	Polished steel	1 Pc	594,18
	SX-JS903FR/8	Floor door closer Force EN3 (33 Nm) 90° hold open French pivot	Brushed steel	1 Pc	594,18
	SX-JS903DE/15	Floor door closer Force EN3 (33 Nm) 90° hold open German pivot	Polished steel	1 Pc	594,18
	SX-JS903DE/8	Floor door closer Force EN3 (33 Nm) 90° hold open German pivot	Brushed steel	1 Pc	594,18
	SX-JS903IT/15	Floor door closer Force EN3 (33 Nm) 90° hold open Italian pivot	Polished steel	1 Pc	594,18
	SX-JS903IT/8	Floor door closer Force EN3 (33 Nm) 90° hold open Italian pivot	Brushed steel	1 Pc	594,18
	SX-JS904FR/15	Floor door closer Force EN4 (47 Nm) 90° hold open French pivot	Polished steel	1 Pc	580,60
	SX-JS904FR/8	Floor door closer Force EN4 (47 Nm) 90° hold open French pivot	Brushed steel	1 Pc	580,60
	SX-JS904DE/15	Floor door closer Force EN4 (47 Nm) 90° hold open German pivot	Polished steel	1 Pc	580,60
	SX-JS904DE/8	Floor door closer Force EN4 (47 Nm) 90° hold open German pivot	Brushed steel	1 Pc	580,60
	SX-JS904IT/15	Floor door closer Force EN4 (47 Nm) 90° hold open Italian pivot	Polished steel	1 Pc	580,60
	SX-JS904IT/8	Floor door closer Force EN4 (47 Nm) 90° hold open Italian pivot	Brushed steel	1 Pc	580,60
	SX-JS905FR/15	Floor door closer Force EN5 (56 Nm) 90° hold open French pivot	Polished steel	1 Pc	640,14
	SX-JS905FR/8	Floor door closer Force EN5 (56 Nm) 90° hold open French pivot	Brushed steel	1 Pc	640,14
	SX-JS905DE/15	Floor door closer Force EN5 (56 Nm) 90° hold open German pivot	Polished steel	1 Pc	640,14
	SX-JS905DE/8	Floor door closer Force EN5 (56 Nm) 90° hold open German pivot	Brushed steel	1 Pc	640,14
	SX-JS905IT/15	Floor door closer Force EN5 (56 Nm) 90° hold open Italian pivot	Polished steel	1 Pc	640,14
	SX-JS905IT/8	Floor door closer Force EN5 (56 Nm) 90° hold open Italian pivot	Brushed steel	1 Pc	640,14
	SX-JS1053FR/15	Floor door closer Force EN3 (33 Nm) 105° hold open French pivot	Polished steel	1 Pc	815,38
	SX-JS1053FR/8	Floor door closer Force EN3 (33 Nm) 105° hold open French pivot	Brushed steel	1 Pc	815,38
	SX-JS1053DE/15	Floor door closer Force EN3 (33 Nm) 105° hold open German pivot	Polished steel	1 Pc	815,38
	SX-JS1053DE/8	Floor door closer Force EN3 (33 Nm) 105° hold open German pivot	Brushed steel	1 Pc	815,38
SX-JS1053IT/15	Floor door closer Force EN3 (33 Nm) 105° hold open Italian pivot	Polished steel	1 Pc	815,38	

Art.	Description	Finish	Qty	EURO
SX-JS1053IT/8	Floor door closer Force EN3 (33 Nm) 105° hold open Italian pivot	Brushed steel	1 Pc	815,38
SX-JS1054FR/15	Floor door closer Force EN4 (47 Nm) 105° hold open French pivot	Polished steel	1 Pc	791,78
SX-JS1054FR/8	Floor door closer Force EN4 (47 Nm) 105° hold open French pivot	Brushed steel	1 Pc	791,78
SX-JS1054DE/15	Floor door closer Force EN4 (47 Nm) 105° hold open German pivot	Polished steel	1 Pc	791,78
SX-JS1054DE/8	Floor door closer Force EN4 (47 Nm) 105° hold open German pivot	Brushed steel	1 Pc	791,78
SX-JS1054IT/15	Floor door closer Force EN4 (47 Nm) 105° hold open Italian pivot	Polished steel	1 Pc	791,78
SX-JS1054IT/8	Floor door closer Force EN4 (47 Nm) 105° hold open Italian pivot	Brushed steel	1 Pc	791,78
 SX-BTKIT/8	Hydraulic pivot hinge kit, for 8/12 mm glass	Brushed steel	1 Pc	508,80
SX-BTKIT/15	Hydraulic pivot hinge kit, for 8/12 mm glass	Polished steel	1 Pc	508,80
 SX-BT903/8	Hydraulic pivot hinge, for 8/12 mm glass, B186 H71	Brushed steel	1 Pc	405,72
SX-BT903/15	Hydraulic pivot hinge, for 8/12 mm glass, B186 H71	Polished steel	1 Pc	405,72
 SX-BTUP3/8	Upper pivot	Brushed steel	1 Pc	27,32
SX-BTUP3/15	Upper pivot	Polished steel	1 Pc	27,32
 SX-BTUP1/8	Upper pivot hinge, for 8/12 mm glass, B189 H71	Brushed steel	1 Pc	78,44
SX-BTUP1/15	Upper pivot hinge, for 8/12 mm glass, B189 H71	Polished steel	1 Pc	78,44
 SX-BTUP5/8	Wall fixing for transom, for 8/12 mm glass, B189 H71	Brushed steel	1 Pc	81,24
SX-BTUP5/15	Wall fixing for transom, for 8/12 mm glass, B189 H71	Polished steel	1 Pc	81,24
 SPH2/9	Soleil Royal series wall/glass hinge	Machining steel (CNC)	1 Pc	137,58
 SPC501/9	Soleil Royal series wall/glass fixing, for 8/10 mm glass, B40 L55	Machining steel (CNC)	1 Pc	72,52
SPC503/9	L fixing Soleil Royal series, for 8/10 mm glass, B40 L55	Machining steel (CNC)	1 Pc	46,82
 SPC509/9	Soleil Royal series 2-way straight fixing, for 8/10 mm glass, B40 L145	Machining steel (CNC)	1 Pc	68,88
 SPC507/9	Soleil Royal series 2-way 90° fixing, for 8/10 mm glass, B40 L55	Machining steel (CNC)	1 Pc	70,34
 POM8/9	Pair of door knobs, for 6/10 mm glass, B40 H30	Machining steel (CNC)	1 Pc	65,54



Art.	Description	Finish	Qty	EURO
SEROYS/8	Soleil Royal series lock single key, for 8/12 mm glass, B76 H100	Brushed steel	1 Pc	159,28
SEROYS/15	Soleil Royal series lock single key, for 8/12 mm glass, B76 H100	Polished steel	1 Pc	159,28
SEROYSD/8	Soleil Royal series lock different key, for 8/12 mm glass, B76 H100	Brushed steel	1 Pc	159,28
SEROYSD/15	Soleil Royal series lock different key, for 8/12 mm glass, B76 H100	Polished steel	1 Pc	159,28
SEROYP/8	Soleil Royal series lock different key + knob, for 8/12 mm glass, B76 H100	Brushed steel	1 Pc	155,54
SEROYP/15	Soleil Royal series lock different key + knob, for 8/12 mm glass, B76 H100	Polished steel	1 Pc	155,16



SEROYC/8	Soleil Royal series glass counterlock, for 8/12 mm glass, B76 H100	Brushed steel	1 Pc	62,72
SEROYC/15	Soleil Royal series glass counterlock, for 8/12 mm glass, B76 H100	Polished steel	1 Pc	59,30




DQMATIQUE3/8	Set of wall spacers for DQMATIQUE	Brushed steel	1 Pc	6,84
DQMATIQUE3/15	Set of wall spacers for DQMATIQUE	Polished steel	1 Pc	8,04



DQMATIQUE44/1	Wall/glass hinge, spring return, load 50 kg, 10/13.5 mm glass, B80 H100	Chrome	1 Pc	244,16
DQMATIQUE44/24	Wall/glass hinge, spring return, load 50 kg, 10/13.5 mm glass, B80 H100	Brushed steel effect	1 Pc	244,16
DQMATIQUE44/45	Wall/glass hinge, spring return, load 50 kg, 10/13.5 mm glass, B80 H100	Matt alu. effect	1 Pc	244,16
DQMATIQUE66/1	Wall/glass hinge, spring return, load 100 kg, 10/13.5 mm glass, B80 H100	Chrome	1 Pc	244,16
DQMATIQUE66/24	Wall/glass hinge, spring return, load 100 kg, 10/13.5 mm glass, B80 H100	Brushed steel effect	1 Pc	244,16
DQMATIQUE66/45	Wall/glass hinge, spring return, load 100 kg, 10/13.5 mm glass, B80 H100	Matt alu. effect	1 Pc	244,16





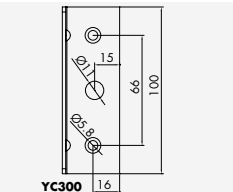



DQMATIQUE480/1	Glass/glass in-line hinge, spring return, load 50 kg, 10/13.5 mm glass, B80 H100	Chrome	1 Pc	340,12
DQMATIQUE480/24	Glass/glass in-line hinge, spring return, load 50 kg, 10/13.5 mm glass, B80 H100	Brushed steel effect	1 Pc	357,96
DQMATIQUE480/45	Glass/glass in-line hinge, spring return, load 50 kg, 10/13.5 mm glass, B80 H100	Matt alu. effect	1 Pc	352,86
DQMATIQUE680/1	Glass/glass in-line hinge, spring return, load 100 kg, 10/13.5 mm glass, B80 H100	Chrome	1 Pc	340,12
DQMATIQUE680/24	Glass/glass in-line hinge, spring return, load 100 kg, 10/13.5 mm glass, B80 H100	Brushed steel effect	1 Pc	357,96
DQMATIQUE680/45	Glass/glass in-line hinge, spring return, load 100 kg, 10/13.5 mm glass, B80 H100	Matt alu. effect	1 Pc	352,86



SERMYS/1	Lock different key, for 8/12 mm glass, B78 H100	Chrome	1 Pc	171,50
SERMYS/2	Lock different key, for 8/12 mm glass, B78 H100	Gold	1 Pc	227,44
SERMYS/3	Lock different key, for 8/12 mm glass, B78 H100	Brushed nickel	1 Pc	173,72
SERMYSU/1	Lock single key, for 8/12 mm glass, B78 H100	Chrome	1 Pc	172,02
SERMYSU/2	Lock single key, for 8/12 mm glass, B78 H100	Gold	1 Pc	227,98
SERMYSU/3	Lock single key, for 8/12 mm glass, B78 H100	Brushed nickel	1 Pc	174,42
SERMYP/1	Lock single key + knob, for 8/12 mm glass, B78 H100	Chrome	1 Pc	176,42
SERMYP/2	Lock single key + knob, for 8/12 mm glass, B78 H100	Gold	1 Pc	232,58
SERMYP/3	Lock single key + knob, for 8/12 mm glass, B78 H100	Brushed nickel	1 Pc	178,14



SERMYS/1	Lock with handle, different key, for 8/12 mm glass, B78 H103	Chrome	1 Pc	227,64
SERMYS/24	Lock with handle, different key, for 8/12 mm glass, B78 H103	Brushed steel effect	1 Pc	232,56
SERMYS/45	Lock with handle, different key, for 8/12 mm glass, B78 H103	Matt alu. effect	1 Pc	221,66
SERMYSU/1	Lock with handle, single key, for 8/12 mm glass, B78 H103	Chrome	1 Pc	228,16
SERMYSU/24	Lock with handle, single key, for 8/12 mm glass, B78 H103	Brushed steel effect	1 Pc	233,10
SERMYSU/45	Lock with handle, single key, for 8/12 mm glass, B78 H103	Matt alu. effect	1 Pc	222,38
SERMYP/1	Lock with handle, single key + knob, for 8/12 mm glass, B78 H103	Chrome	1 Pc	232,58
SERMYP/24	Lock with handle, single key + knob, for 8/12 mm glass, B78 H103	Brushed steel effect	1 Pc	237,60
SERMYP/45	Lock with handle, single key + knob, for 8/12 mm glass, B78 H103	Matt alu. effect	1 Pc	226,08












	Art.	Description	Finish	Qty	EURO
	SERMYL/8	Wall striking plate with stop, B35 H100	Brushed steel	1 Pc	15,42
	SERMYL/15	Wall striking plate with stop, B35 H100	Polished steel	1 Pc	15,42
	SERMYC1/1	Glass counterlock, for 8/12 mm glass, B76 H100	Chrome	1 Pc	95,86
	SERMYC1/2	Glass counterlock, for 8/12 mm glass, B76 H100	Gold	1 Pc	143,92
	SERMYC1/3	Glass counterlock, for 8/12 mm glass, B76 H100	Brushed nickel	1 Pc	95,86
	SERMYC300/1	Wall counterlock with stop, for 8/12 mm glass, B46 H100	Chrome	1 Pc	94,82
	SERMYC300/2	Wall counterlock with stop, for 8/12 mm glass, B46 H100	Gold	1 Pc	171,36
	SERMYC300/3	Wall counterlock with stop, for 8/12 mm glass, B46 H100	Brushed nickel	1 Pc	93,80
	SERMYC308/1	Glass counterlock with stop, for 8 mm glass, B46 H100	Chrome	1 Pc	94,82
	SERMYC308/2	Glass counterlock with stop, for 8 mm glass, B46 H100	Gold	1 Pc	170,68
	SERMYC308/3	Glass counterlock with stop, for 8 mm glass, B46 H100	Brushed nickel	1 Pc	93,80
	SERMYC310/1	Glass counterlock with stop, for 10 mm glass, B46 H100	Chrome	1 Pc	94,82
	SERMYC310/2	Glass counterlock with stop, for 10 mm glass, B46 H100	Gold	1 Pc	170,68
	SERMYC310/3	Glass counterlock with stop, for 10 mm glass, B46 H100	Brushed nickel	1 Pc	93,80
	SERMYC312/1	Glass counterlock with stop, for 12 mm glass, B46 H100	Chrome	1 Pc	94,82
	SERMYC312/2	Glass counterlock with stop, for 12 mm glass, B46 H100	Gold	1 Pc	170,68
	SERMYC312/3	Glass counterlock with stop, for 12 mm glass, B46 H100	Brushed nickel	1 Pc	93,80
	YC300/2	Wall striking plate with external stop, B35 H100	Gold	1 Pc	20,68
	YC300/8	Wall striking plate with external stop, B35 H100	Brushed steel	1 Pc	13,06
	YC300/15	Wall striking plate with external stop, B35 H100	Polished steel	1 Pc	13,40
	YC308/2	Wall striking plate with internal stop, for 8 mm glass, B35 H100	Gold	1 Pc	19,94
	YC308/8	Wall striking plate with internal stop, for 8 mm glass, B35 H100	Brushed steel	1 Pc	13,14
	YC308/15	Wall striking plate with internal stop, for 8 mm glass, B35 H100	Polished steel	1 Pc	13,14
	YC310/2	Wall striking plate with internal stop, for 10 mm glass, B35 H100	Gold	1 Pc	19,94
	YC310/8	Wall striking plate with internal stop, for 10 mm glass, B35 H100	Brushed steel	1 Pc	13,14
	YC310/15	Wall striking plate with internal stop, for 10 mm glass, B35 H100	Polished steel	1 Pc	13,14
	YC312/2	Wall striking plate with internal stop, for 12 mm glass, B35 H100	Gold	1 Pc	19,94
	YC312/8	Wall striking plate with internal stop, for 12 mm glass, B35 H100	Brushed steel	1 Pc	13,14
	YC312/15	Wall striking plate with internal stop, for 12 mm glass, B35 H100	Polished steel	1 Pc	13,14
	FR300R/8	Wall/glass hinge for narrow door jambs square, for 8/12 mm glass, B85 H65	Brushed steel	1 Pc	112,36
	FR300R/15	Wall/glass hinge for narrow door jambs square, for 8/12 mm glass, B85 H65	Polished steel	1 Pc	115,96
	FH300C/8	Wall/glass hinge for narrow door jambs rounded, for 8/12 mm glass, B85 H65	Brushed steel	1 Pc	111,34
	FH300C/15	Wall/glass hinge for narrow door jambs rounded, for 8/12 mm glass, B85 H65	Polished steel	1 Pc	110,68
	CER148/1	Wall/glass hinge for door jambs, for 8/12 mm glass, B81 H85	Chrome	1 Pc	220,94
	CER148/3	Wall/glass hinge for door jambs, for 8/12 mm glass, B81 H85	Brushed nickel	1 Pc	220,94

INDOORS

BALUSTRADES

OUTDOORS

INDOORS

	Art.	Description	Finish	Qty	EURO
	CER160/1	Square wall/glass hinge to insert on anuba, for 8/12 mm glass, B129 H45	Chrome	1 Pc	182,58
	CER160/3	Square wall/glass hinge to insert on anuba, for 8/12 mm glass, B129 H45	Brushed nickel	1 Pc	182,58
	CER175/1	Rounded wall/glass hinge to insert on anuba, for 8/12 mm glass, B129 H45	Chrome	1 Pc	182,58
	CER175/3	Rounded wall/glass hinge to insert on anuba, for 8/12 mm glass, B129 H45	Brushed nickel	1 Pc	182,58
	PIVAN04/89	Anuba wall/hinge with high pin, B15 H83	Galvanised iron	1 Pc	13,16
	PIVAN01/8	Anuba wall/hinge with low pin, B15 H83	Brushed steel	1 Pc	36,26
	PIVAN05/89	Anuba wood/hinge, B15 L64	Galvanised iron	1 Pc	13,68
	PIVAN08/89	Anuba metal/hinge, B15 L74	Galvanised iron	1 Pc	14,56
	CER4ALSQ/6	Wall/glass hinge for door jambs, for 8/13.5 mm glass, B131 H43	Matt black	1 Pc	84,98
	CER4ALSQ/88	Wall/glass hinge for door jambs, for 8/13.5 mm glass, B131 H43	Brushed steel effect alu.	1 Pc	66,88
	CER4ALSQ/97	Wall/glass hinge for door jambs, for 8/13.5 mm glass, B131 H43	Matt aluminium	1 Pc	65,80
	CER4AL/6	Rounded wall/glass hinge for jambs, for 8/13.5 mm glass, B131 H43	Matt black	1 Pc	99,26
	CER4AL/88	Rounded wall/glass hinge for jambs, for 8/13.5 mm glass, B131 H43	Brushed steel effect alu.		DISCONTINUED
	CER4AL/97	Rounded wall/glass hinge for jambs, for 8/13.5 mm glass, B131 H43	Matt aluminium	1 Pc	76,76
	CER148ALSQ/6	Wall/glass hinge for door jambs, for 8/13.5 mm glass, B86 H86	Matt black	1 Pc	89,16
	CER148ALSQ/88	Wall/glass hinge for door jambs, for 8/13.5 mm glass, B86 H86	Brushed steel effect alu.	1 Pc	70,16
	CER148ALSQ/97	Wall/glass hinge for door jambs, for 8/13.5 mm glass, B86 H86	Matt aluminium	1 Pc	68,98
	CER148AL/6	Rounded wall/glass hinge for jambs, for 8/13.5 mm glass, B86 H86	Matt black	1 Pc	104,18
	CER148AL/88	Rounded wall/glass hinge for jambs, for 8/13.5 mm glass, B86 H86	Brushed steel effect alu.		DISCONTINUED
	CER148AL/97	Rounded wall/glass hinge for jambs, for 8/13.5 mm glass, B86 H86	Matt aluminium	1 Pc	80,50
	FA50/97	Square wall/glass hinge for narrow jambs, for 8/12 mm glass, B50 H50	Matt aluminium	1 Pc	58,32
	FA50/R2	Square wall/glass hinge for narrow jambs, for 8/12 mm glass, B50 H50	RAL9005 Matt black	1 Pc	75,30
	FA100/97	Rectangular wall/glass hinge for narrow jambs, for 8/12 mm glass, B50 H100	Matt aluminium	1 Pc	59,98
	FA100/R2	Rectangular wall/glass hinge for narrow jambs, for 8/12 mm glass, B50 H100	RAL9005 Matt black	1 Pc	77,44
	FA580/97	Square glass/glass hinge, for 8/12 mm glass, B117 H50	Matt aluminium	1 Pc	69,50
	FA580/R2	Square glass/glass hinge, for 8/12 mm glass, B117 H50	RAL9005 Matt black	1 Pc	89,82
	FA180/97	Rectangular glass/glass hinge, for 8/12 mm glass, B117 H100	Matt aluminium	1 Pc	91,48
	FA180/R2	Rectangular glass/glass hinge, for 8/12 mm glass, B117 H100	RAL9005 Matt black	1 Pc	118,40







	Art.	Description	Finish	Qty	EURO
	CERMGLISS/97	Wall/glass hinge, for 8/12 mm glass, B94 H50	Matt aluminium	1 Pc	114,82
	SR1220CORP/8	Lock body with hole for European cylinder, for 8/12 mm glass, B119 H65	Brushed steel	1 Pc	100,06
	SR1220CORP/15	Lock body with hole for European cylinder, for 8/12 mm glass, B119 H65	Polished steel	1 Pc	100,06
	SR119CORP/8	Lock body free/occupied with door knob, for 8/12 mm glass, B119 H65	Brushed steel	1 Pc	117,92
	SR119CORP/15	Lock body free/occupied with door knob, for 8/12 mm glass, B119 H65	Polished steel	1 Pc	117,92
	SRS1180CORP/8	Rounded lock body with hole for European cylinder, for 8/12 mm glass, B119 H65	Brushed steel	1 Pc	91,98
	SRS1180CORP/15	Rounded lock body with hole for European cylinder, for 8/12 mm glass, B119 H65	Polished steel	1 Pc	91,98
	SR118CORP/8	Rounded lock body free/occupied with door knob, for 8/12 mm glass, B119 H65	Brushed steel	1 Pc	103,32
	SR118CORP/15	Rounded lock body free/occupied with door knob, for 8/12 mm glass, B119 H65	Polished steel	1 Pc	107,10
	SR1224/8	Square glass counterlock, 8/12 mm glass, B85 H65	Brushed steel	1 Pc	58,44
	SR1224/15	Square glass counterlock, 8/12 mm glass, B85 H65	Polished steel	1 Pc	60,00
	SRC118/8	Rounded glass counterlock, 8/12 mm glass, B85 H65	Brushed steel	1 Pc	48,90
	SRC118/15	Rounded glass counterlock, 8/12 mm glass, B85 H65	Polished steel	1 Pc	48,90
	S1228	Wall striking plate with stop, B40 H65		1 Pc	16,90
	S1227	Wall striking plate with stop, 8 mm glass, B31 H65		1 Pc	16,90
	S1229	Wall striking plate with stop, 10 mm glass, B33 H65		1 Pc	16,90
	S1231/9	Wall striking plate with stop, 12 mm glass, B35 H65		1 Pc	16,90
	S1203CORP/8	Lock body for door jambs with hole for European cylinder, 8/12 mm glass, B119 H65	Brushed steel	1 Pc	90,22
	S1203CORP/15	Lock body for door jambs with hole for European cylinder, 8/12 mm glass, B119 H65	Polished steel	1 Pc	90,22
	S1201CORP/8	Lock body with hole for European cylinder, for 8/12 mm glass, B119 H65	Brushed steel	1 Pc	90,22
	S1201CORP/15	Lock body with hole for European cylinder, for 8/12 mm glass, B119 H65	Polished steel	1 Pc	90,22
	S1207KCORP/8	Lock body for door jambs with patent key, 8/12 mm glass, B119 H65	Brushed steel	1 Pc	96,86
	S1207KCORP/15	Lock body for door jambs with patent key, 8/12 mm glass, B119 H65	Polished steel	1 Pc	93,48
	S1205KCORP/8	Lock body with patent key, 8/12 mm glass, B119 H65	Brushed steel	1 Pc	96,86
	S1205KCORP/15	Lock body with patent key, 8/12 mm glass, B119 H65	Polished steel	1 Pc	90,10

INDOORS

BALUSTRADES

OUTDOORS

INDOORS

	Art.	Description	Finish	Qty	EURO
	S1211/8	Glass counterlock with stop, for 8/12 mm glass, B85 H65	Brushed steel	1 Pc	56,16
	S1211/15	Glass counterlock with stop, for 8/12 mm glass, B85 H65	Polished steel	1 Pc	56,16
	S1209/8	Glass counterlock, for 8/12 mm glass, B70 H65	Brushed steel	1 Pc	52,64
	S1209/15	Glass counterlock, for 8/12 mm glass, B70 H65	Polished steel	1 Pc	52,64
	S1213	Wall striking plate, B40 H65		1 Pc	16,90
	S1215	Wall striking plate, B38 H65		1 Pc	16,90
	S1219	Wall striking plate with stop, for 8 mm glass, B34 H65		1 Pc	16,90
	S1221	Wall striking plate with stop, for 10 mm glass, B36 H65		1 Pc	16,90
	S1223	Wall striking plate with stop, for 12 mm glass, B38 H65		1 Pc	16,90
	STL02CORP/8	Lock body for door jambs with hole for European cylinder, 10/12 mm glass, B159 H65	Brushed steel	1 Pc	103,78
	STL02CORP/15	Lock body for door jambs with hole for European cylinder, 10/12 mm glass, B159 H65	Polished steel	1 Pc	103,78
	STL06CORP/8	Lock body for door jambs without hole for cylinder, 10/12 mm glass, B159 H65	Brushed steel	1 Pc	107,30
	STL06CORP/15	Lock body for door jambs without hole for cylinder, 10/12 mm glass, B159 H65	Polished steel	1 Pc	107,30
	STL04CORP/8	Lock body with hole for European cylinder, for 10/12 mm glass, B159 H65	Brushed steel	1 Pc	106,62
	STL04CORP/15	Lock body with hole for European cylinder, for 10/12 mm glass, B159 H65	Polished steel	1 Pc	106,62
	STL05/8	Glass counterlock with stop, 10/12 mm glass, B175 H65	Brushed steel	1 Pc	115,86
	STL05/15	Glass counterlock with stop, 10/12 mm glass, B175 H65	Polished steel	1 Pc	115,86
	STL07/8	Glass counterlock, 10/12 mm glass, B160 H65	Brushed steel	1 Pc	115,86
	STL07/15	Glass counterlock, 10/12 mm glass, B160 H65	Polished steel	1 Pc	115,86
	SR119M/8	Pair of square handles, B127 H20	Brushed steel	1 Pc	70,00
	SR119M/15	Pair of square handles, B127 H20	Polished steel	1 Pc	80,54
	M107/8	Pair of "C" handles, B130 H20	Brushed steel	1 Pc	49,90
	M107/15	Pair of "C" handles, B130 H20	Polished steel	1 Pc	49,90
	M135/8	Pair of rounded handles, B135 H20	Brushed steel	1 Pc	48,80
	M135/15	Pair of rounded handles, B135 H20	Polished steel	1 Pc	48,80












	Art.	Description	Finish	Qty	EURO
	AP2203BORH/6	Mechanical lock body, hole for European cylinder, 8/13.5 mm glass, B119 H65	Matt black	1 Pc	163,18
	AP2203BORH/88	Mechanical lock body, hole for European cylinder, 8/13.5 mm glass, B119 H65	Brushed steel effect alu.	1 Pc	155,52
	AP2203BORH/97	Mechanical lock body, hole for European cylinder, 8/13.5 mm glass, B119 H65	Matt aluminium	1 Pc	136,30
	AP2203BOST/6	Mechanical lock body without cylinder hole, 8/13.5 mm glass, B119 H65	Matt black	1 Pc	163,18
	AP2203BOST/88	Mechanical lock body without cylinder hole, 8/13.5 mm glass, B119 H65	Brushed steel effect alu.		DISCONTINUED
	AP2203BOST/97	Mechanical lock body without cylinder hole, 8/13.5 mm glass, B119 H65	Matt aluminium	1 Pc	136,30
	AP2203BOPA/6	Mechanical lock body with patent key, 8/13.5 mm glass, B119 H65	Matt black	1 Pc	168,32
	AP2203BOPA/88	Mechanical lock body with patent key, 8/13.5 mm glass, B119 H65	Brushed steel effect alu.		DISCONTINUED
	AP2203BOPA/97	Mechanical lock body with patent key, 8/13.5 mm glass, B119 H65	Matt aluminium	1 Pc	140,56
	AP2203BOKS/6	Mechanical lock body free/occupied with knob, 8/13.5 mm glass, B119 H65	Matt black	1 Pc	204,20
	AP2203BOKS/88	Mechanical lock body free/occupied with knob, 8/13.5 mm glass, B119 H65	Brushed steel effect alu.		DISCONTINUED
	AP2203BOKS/97	Mechanical lock body free/occupied with knob, 8/13.5 mm glass, B119 H65	Matt aluminium	1 Pc	170,46
	AP2203BOMG/6	Magnetic lock body, hole for European cylinder, 8/13.5 mm glass, B119 H65	Matt black	1 Pc	178,58
	AP2203BOMG/88	Magnetic lock body, hole for European cylinder, 8/13.5 mm glass, B119 H65	Brushed steel effect alu.		DISCONTINUED
	AP2203BOMG/97	Magnetic lock body, hole for European cylinder, 8/13.5 mm glass, B119 H65	Matt aluminium	1 Pc	149,10
	AP1203BORH/6	Mechanical lock body, hole for European cylinder, 8/13.5 mm glass, B119 H65	Matt black	1 Pc	164,92
	AP1203BORH/88	Mechanical lock body, hole for European cylinder, 8/13.5 mm glass, B119 H65	Brushed steel effect alu.		DISCONTINUED
	AP1203BORH/97	Mechanical lock body, hole for European cylinder, 8/13.5 mm glass, B119 H65	Matt aluminium	1 Pc	137,72
	AP1203BOST/6	Mechanical lock body without cylinder hole, 8/13.5 mm glass, B119 H65	Matt black	1 Pc	164,92
	AP1203BOST/88	Mechanical lock body without cylinder hole, 8/13.5 mm glass, B119 H65	Brushed steel effect alu.		DISCONTINUED
	AP1203BOST/97	Mechanical lock body without cylinder hole, 8/13.5 mm glass, B119 H65	Matt aluminium	1 Pc	137,72
	AP1203BOPA/6	Mechanical lock body with patent key, 8/13.5 mm glass, B119 H65	Matt black	1 Pc	170,02
	AP1203BOPA/88	Mechanical lock body with patent key, 8/13.5 mm glass, B119 H65	Brushed steel effect alu.		DISCONTINUED
	AP1203BOPA/97	Mechanical lock body with patent key, 8/13.5 mm glass, B119 H65	Matt aluminium	1 Pc	141,98
	AP1203BOKS/6	Mechanical lock body free/occupied with knob, 8/13.5 mm glass, B119 H65	Matt black	1 Pc	205,90
	AP1203BOKS/88	Mechanical lock body free/occupied with knob, 8/13.5 mm glass, B119 H65	Brushed steel effect alu.		DISCONTINUED
	AP1203BOKS/97	Mechanical lock body free/occupied with knob, 8/13.5 mm glass, B119 H65	Matt aluminium	1 Pc	171,86
	AP1203BOMG/6	Magnetic lock body, hole for European cylinder, 8/13.5 mm glass, B119 H65	Matt black	1 Pc	180,26
	AP1203BOMG/88	Magnetic lock body, hole for European cylinder, 8/13.5 mm glass, B119 H65	Brushed steel effect alu.		DISCONTINUED
	AP1203BOMG/97	Magnetic lock body, hole for European cylinder, 8/13.5 mm glass, B119 H65	Matt aluminium	1 Pc	150,52
	APROIN2203H/6	Mechanical square glass counterlock with stop, for 8/12 mm glass, B65 H65	Matt black	1 Pc	95,66
	APROIN2203H/88	Mechanical square glass counterlock with stop, for 8/12 mm glass, B65 H65	Brushed steel effect alu.		DISCONTINUED
	APROIN2203H/97	Mechanical square glass counterlock with stop, for 8/12 mm glass, B65 H65	Matt aluminium	1 Pc	73,96
	APROIN2203HM/6	Magnetic square glass counterlock with stop, for 8/12 mm glass, B65 H65	Matt black	1 Pc	122,34
	APROIN2203HM/88	Magnetic square glass counterlock with stop, for 8/12 mm glass, B65 H65	Brushed steel effect alu.		DISCONTINUED
	APROIN2203HM/97	Magnetic square glass counterlock with stop, for 8/12 mm glass, B65 H65	Matt aluminium	1 Pc	94,40






INDOORS

BALUSTRADES

OUTDOORS

INDOORS

	Art.	Description	Finish	Qty	EURO
	APROIN1203H/6	Mechanical rounded glass counterlock with stop, 8/12 mm glass, B65 H65	Matt black	1 Pc	98,52
	APROIN1203H/88	Mechanical rounded glass counterlock with stop, 8/12 mm glass, B65 H65	Brushed steel effect alu.		DISCONTINUED
	APROIN1203H/97	Mechanical rounded glass counterlock with stop, 8/12 mm glass, B65 H65	Matt aluminium	1 Pc	76,20
	APROIN1203HM/6	Magnetic rounded glass counterlock with stop, 8/12 mm glass, B65 H65	Matt black	1 Pc	123,76
	APROIN1203HM/88	Magnetic rounded glass counterlock with stop, 8/12 mm glass, B65 H65	Brushed steel effect alu.		DISCONTINUED
	APROIN1203HM/97	Magnetic rounded glass counterlock with stop, 8/12 mm glass, B65 H65	Matt aluminium	1 Pc	95,32
	SERH17	Wall striking plate		1 Pc	10,36
	APROIN17M	Striking plate for magnetic latch		1 Pc	25,60
	CISA2227U/95	European cylinder key/single key	Nickel-coated	1 Pc	53,50
	CISA2227D/95	European cylinder key/different key	Nickel-coated	1 Pc	38,56
	S1217U/1	Cylinder key/rotating knob single key	Chrome	1 Pc	43,78
	S1217U/3	Cylinder key/rotating knob single key	Brushed nickel	1 Pc	43,78
	S1217U/45	Cylinder key/rotating knob single key	Matt alu. effect	1 Pc	55,34
	APHANDSC/6	Pair of square closed handles, B120 H35	Matt black	1 Pc	76,92
	APHANDSC/88	Pair of square closed handles, B120 H35	Brushed steel effect alu.	1 Pc	77,22
	APHANDSC/97	Pair of square closed handles, B120 H35	Matt aluminium	1 Pc	64,40
	APHANDSH/6	Pair of square open handles, B120 H35	Matt black	1 Pc	82,90
	APHANDSH/88	Pair of square open handles, B120 H35	Brushed steel effect alu.		DISCONTINUED
	APHANDSH/97	Pair of square open handles, B120 H35	Matt aluminium	1 Pc	69,38
	APHAFKSC/6	Pair of square closed handles with fixed knob, B120 H35	Matt black	1 Pc	111,10
	APHAFKSC/88	Pair of square closed handles with fixed knob, B120 H35	Brushed steel effect alu.		DISCONTINUED
	APHAFKSC/97	Pair of square closed handles with fixed knob, B120 H35	Matt aluminium	1 Pc	92,86
	APHAFKSH/6	Pair of square open handles with fixed knob, B120 H35	Matt black	1 Pc	114,54
	APHAFKSH/88	Pair of square open handles with fixed knob, B120 H35	Brushed steel effect alu.		DISCONTINUED
	APHAFKSH/97	Pair of square open handles with fixed knob, B120 H35	Matt aluminium	1 Pc	95,70
	APHANDRC/6	Pair of rounded closed handles, B125 H35	Matt black	1 Pc	79,48
	APHANDRC/88	Pair of rounded closed handles, B125 H35	Brushed steel effect alu.		DISCONTINUED
	APHANDRC/97	Pair of rounded closed handles, B125 H35	Matt aluminium	1 Pc	66,52
	APHANDRH/6	Pair of rounded open handles, B125 H35	Matt black	1 Pc	86,32
	APHANDRH/88	Pair of rounded open handles, B125 H35	Brushed steel effect alu.		DISCONTINUED
	APHANDRH/97	Pair of rounded open handles, B125 H35	Matt aluminium	1 Pc	72,22
	APHAFKRC/6	Pair of rounded closed handles with fixed knob, B125 H35	Matt black	1 Pc	108,52
	APHAFKRC/88	Pair of rounded closed handles with fixed knob, B125 H35	Brushed steel effect alu.		DISCONTINUED
	APHAFKRC/97	Pair of rounded closed handles with fixed knob, B125 H35	Matt aluminium	1 Pc	90,76
	APHAFKRH/6	Pair of rounded open handles with fixed knob, B125 H35	Matt black	1 Pc	111,94
	APHAFKRH/88	Pair of rounded open handles with fixed knob, B125 H35	Brushed steel effect alu.		DISCONTINUED
	APHAFKRH/97	Pair of rounded open handles with fixed knob, B125 H35	Matt aluminium	1 Pc	93,58

	Art.	Description	Finish	Qty	EURO
	APRO4403BORH/88	Mechanical central lock body, hole for European cylinder, 8/13.5 mm glass	Brushed steel effect alu.		DISCONTINUED
	APRO4403BORH/97	Mechanical central lock body, hole for European cylinder, 8/13.5 mm glass	Matt aluminium	1 Pc	281,86
	APRO4403BORH/R2	Mechanical central lock body, hole for European cylinder, 8/13.5 mm glass	RAL9005 Matt black	1 Pc	337,88
	APRO4406BORH/88	Magnetic central lock body, hole for European cylinder, 8/13.5 mm glass	Brushed steel effect alu.		DISCONTINUED
	APRO4406BORH/97	Magnetic central lock body, hole for European cylinder, 8/13.5 mm glass	Matt aluminium	1 Pc	328,98
	APRO4406BORH/R2	Magnetic central lock body, hole for European cylinder, 8/13.5 mm glass	RAL9005 Matt black	1 Pc	394,46
	APRO4503BORH/88	Mechanical left lock body, hole for European cylinder, 8/13.5 mm glass	Brushed steel effect alu.		DISCONTINUED
	APRO4503BORH/97	Mechanical left lock body, hole for European cylinder, 8/13.5 mm glass	Matt aluminium	1 Pc	276,56
	APRO4503BORH/R2	Mechanical left lock body, hole for European cylinder, 8/13.5 mm glass	RAL9005 Matt black	1 Pc	331,52
	APRO4506BORH/88	Magnetic left lock body, hole for European cylinder, 8/13.5 mm glass	Brushed steel effect alu.		DISCONTINUED
	APRO4506BORH/97	Magnetic left lock body, hole for European cylinder, 8/13.5 mm glass	Matt aluminium	1 Pc	323,70
	APRO4506BORH/R2	Magnetic left lock body, hole for European cylinder, 8/13.5 mm glass	RAL9005 Matt black	1 Pc	388,12
	APRO4603BORH/88	Mechanical right lock body, hole for European cylinder, 8/13.5 mm glass	Brushed steel effect alu.		DISCONTINUED
	APRO4603BORH/97	Mechanical right lock body, hole for European cylinder, 8/13.5 mm glass	Matt aluminium	1 Pc	276,56
	APRO4603BORH/R2	Mechanical right lock body, hole for European cylinder, 8/13.5 mm glass	RAL9005 Matt black	1 Pc	331,52
	APRO4606BORH/88	Magnetic right lock body, hole for European cylinder, 8/13.5 mm glass	Brushed steel effect alu.		DISCONTINUED
	APRO4606BORH/97	Magnetic right lock body, hole for European cylinder, 8/13.5 mm glass	Matt aluminium	1 Pc	323,70
	APRO4606BORH/R2	Magnetic right lock body, hole for European cylinder, 8/13.5 mm glass	RAL9005 Matt black	1 Pc	388,12
	APRO1008/88	Mechanical glass counterlock with stop, 8 mm glass	Brushed steel effect alu.		DISCONTINUED
	APRO1008/97	Mechanical glass counterlock with stop, 8 mm glass	Matt aluminium	1 Pc	183,76
	APRO1008/R2	Mechanical glass counterlock with stop, 8 mm glass	RAL9005 Matt black	1 Pc	220,16
	APRO1010/88	Mechanical glass counterlock with stop, 10 mm glass	Brushed steel effect alu.		DISCONTINUED
	APRO1010/97	Mechanical glass counterlock with stop, 10 mm glass	Matt aluminium	1 Pc	183,76
	APRO1010/R2	Mechanical glass counterlock with stop, 10 mm glass	RAL9005 Matt black	1 Pc	220,16
	APRO1012/88	Mechanical glass counterlock with stop, 12 mm glass	Brushed steel effect alu.		DISCONTINUED
	APRO1012/97	Mechanical glass counterlock with stop, 12 mm glass	Matt aluminium	1 Pc	183,76
	APRO1012/R2	Mechanical glass counterlock with stop, 12 mm glass	RAL9005 Matt black	1 Pc	220,16
	APRO1013/88	Mechanical glass counterlock with stop, 13.5 mm glass	Brushed steel effect alu.		DISCONTINUED
	APRO1013/97	Mechanical glass counterlock with stop, 13.5 mm glass	Matt aluminium	1 Pc	183,76
	APRO1013/R2	Mechanical glass counterlock with stop, 13.5 mm glass	RAL9005 Matt black	1 Pc	220,16
	APRO4008/88	Magnetic glass counterlock with stop, 8 mm glass	Brushed steel effect alu.		DISCONTINUED
	APRO4008/97	Magnetic glass counterlock with stop, 8 mm glass	Matt aluminium	1 Pc	193,30
	APRO4008/R2	Magnetic glass counterlock with stop, 8 mm glass	RAL9005 Matt black	1 Pc	231,62
	APRO4010/88	Magnetic glass counterlock with stop, 10 mm glass	Brushed steel effect alu.		DISCONTINUED
	APRO4010/97	Magnetic glass counterlock with stop, 10 mm glass	Matt aluminium	1 Pc	193,30
	APRO4010/R2	Magnetic glass counterlock with stop, 10 mm glass	RAL9005 Matt black	1 Pc	231,62
	APRO4012/88	Magnetic glass counterlock with stop, 12 mm glass	Brushed steel effect alu.		DISCONTINUED
	APRO4012/97	Magnetic glass counterlock with stop, 12 mm glass	Matt aluminium	1 Pc	193,30
	APRO4012/R2	Magnetic glass counterlock with stop, 12 mm glass	RAL9005 Matt black	1 Pc	231,62
	APRO4013/88	Magnetic glass counterlock with stop, 13.5 mm glass	Brushed steel effect alu.		DISCONTINUED
	APRO4013/97	Magnetic glass counterlock with stop, 13.5 mm glass	Matt aluminium	1 Pc	193,30
	APRO4013/R2	Magnetic glass counterlock with stop, 13.5 mm glass	RAL9005 Matt black	1 Pc	231,62
	APHANDTC/88	Pair of flat handles, B113	Brushed steel effect alu.		DISCONTINUED
	APHANDTC/97	Pair of flat handles, B113	Matt aluminium	1 Pc	95,00
	APHANDTC/R2	Pair of flat handles, B113	RAL9005 Matt black	1 Pc	113,66












INDOORS

BALUSTRADES

OUTDOORS











INDOORS





	Art.	Description	Finish	Qty	EURO
	APHANDGD/88	Pair of knurled handles, B123	Brushed steel effect alu.		DISCONTINUED
	APHANDGD/97	Pair of knurled handles, B123	Matt aluminium	1 Pc	85,00
	APHANDGD/R2	Pair of knurled handles, B123	RAL9005 Matt black	1 Pc	101,68
	APRO1020/7	Mechanical wall striking plate, B18 H68	Matt chrome	1 Pc	16,92
	APRO1020/R2	Mechanical wall striking plate, B18 H68	RAL9005 Matt black	1 Pc	24,02
	APRO4040/7	Magnetic wall striking plate, B18 H68	Matt chrome	1 Pc	21,96
	APRO4040/R2	Magnetic wall striking plate, B18 H68	RAL9005 Matt black	1 Pc	26,34
	APRO1050/7	Mechanical adjustable wall striking plate, B22 H82	Matt chrome	1 Pc	7,12
	APRO4080/7	Magnetic adjustable wall striking plate, B22 H82	Matt chrome	1 Pc	16,86
	LOGS10U/1	European cylinder single key	Chrome	1 Pc	35,46
	LOGS10U/3	European cylinder single key	Brushed nickel	1 Pc	36,44
	LOGS10D/1	European cylinder different key	Chrome	1 Pc	35,00
	LOGS10D/3	European cylinder different key	Brushed nickel	1 Pc	35,82
	SERH01	HOPPE HCS lock different key		1 Pc	300,82
	SERH03	HOPPE HCS lock different key + coin opening		1 Pc	293,16
	SERH05	HOPPE HCS lock different key + free/occupied indicator		1 Pc	295,90
	SERH07	HOPPE HCS lock different key + knob		1 Pc	293,16
	SERH09	HOPPE HCS lock knob + coin opening		1 Pc	285,46
	SERH11	HOPPE HCS lock knob + free/occupied indicator		1 Pc	288,22
	SERH13	HOPPE HCS glass counterlock, for 8/13.5 mm glass, B132 H75		1 Pc	118,44
	SERH15	Wall striking plate for flush door		1 Pc	10,36
	SERH17	Wall striking plate		1 Pc	10,36
	SERMF15/97	Lock single key, 10/12 mm glass, B105 H67	Matt aluminium	1 Pc	242,68
	SERMF15/91	Lock single key, 10/12 mm glass, B105 H67	Polished aluminium	1 Pc	324,50
	SERMF13/97	Lock single key + emergency device, 10/12 mm glass, B105 H67	Matt aluminium	1 Pc	214,50
	SERMF13/91	Lock single key + emergency device, 10/12 mm glass, B105 H67	Polished aluminium	1 Pc	301,98
	SERMFGL1/97	Glass counterlock, for 10/12 mm glass, B105 H67	Matt aluminium	1 Pc	87,40
	FPT01/8	Floor door stop with magnet, B42 H51	Brushed steel	1 Pc	52,64
	FPT03/8	Single ceiling door stop, B30 H35	Brushed steel	1 Pc	52,64

	Art.	Description	Finish	Qty	EURO
	FPT21/8	Double ceiling door stop, B50 H30	Brushed steel	1 Pc	45,22
	FPT07/8	Glass door stop, for 10/12 mm glass, B30 H80	Brushed steel	1 Pc	111,28
	FPT09/8	Floor door stop with rubber buffer, B45 L17.5	Brushed steel	1 Pc	21,04
	FPT09/15	Floordoor stop with rubber buffer, B45 L17.5	Polished steel	1 Pc	15,78
	FPT11/8	Floor door stop with rubber ring, B35 L40	Brushed steel	1 Pc	36,94
	FPT11/15	Floor door stop with rubber ring, B35 L40	Polished steel	1 Pc	44,56
	CAL005/1	Door stop with magnet and cover, B17 H78	Chrome	1 Pc	62,00
	CAL005/2	Door stop with magnet and cover, B17 H78	Gold	1 Pc	65,90
	CAL005/3	Door stop with magnet and cover, B17 H78	Brushed nickel	1 Pc	68,12
	CAL006/1	Glass striking, for 8 mm glass, B17 H20	Chrome	1 Pc	22,08
	CAL006/2	Glass striking, for 8 mm glass, B17 H20	Gold	1 Pc	26,26
	CAL006/3	Glass striking, for 8 mm glass, B17 H20	Brushed nickel	1 Pc	27,72
	CAL007/1	Glass striking, for 10 mm glass, B17 H20	Chrome	1 Pc	22,08
	CAL007/2	Glass striking, for 10 mm glass, B17 H20	Gold	1 Pc	26,26
	CAL007/3	Glass striking, for 10 mm glass, B17 H20	Brushed nickel	1 Pc	27,72
	CALMU30/9	Wall door stop with magnet, B30 H25	Machining steel (CNC)	1 Pc	70,40
	GSL3000	GLASS LIP transparent adhesive gasket, 8/13.5 mm glass, B8 L3000	Transparent	1 Pc	63,82
	GSL812	Mounting template GSL3000	Orange	1 Pc	15,42
	GSLSVL	Degreasing wipe		1 Pc	3,52
	GS01875/97	Lower profile with gasket GLASS 100 AUTOMATIC, B40 L900	Matt aluminium	1 Pc	90,60
	GS01875/R2	Lower profile with gasket GLASS 100 AUTOMATIC, B40 L900	RAL9005 Matt black	1 Pc	108,36
	GS01100/97	Lower profile with gasket GLASS 100 AUTOMATIC, B40 L1025	Matt aluminium	1 Pc	92,20
	GS01100/R2	Lower profile with gasket GLASS 100 AUTOMATIC, B40 L1025	RAL9005 Matt black	1 Pc	110,28
	GSP03100/97	Lower profile with brush GLASS 300 PIVOT, B28 L1000	Matt aluminium	1 Pc	104,44






	Art.	Description	Finish	Qty	EURO
	SINGLE DOOR PANIC BAR KIT				
	MAP-BASE/56	Without external handle	Grey	1 Pc	541,80
	MAP-BASE/83	Without external handle	PVD brushed steel	1 Pc	1.446,70
	MAP-BASEMSX/56	With external handle left	Grey	1 Pc	669,44
	MAP-BASEMSX/83	With external handle left	PVD brushed steel	1 Pc	1.926,10
	MAP-BASEMDX/56	With external handle right	Grey	1 Pc	669,44
	MAP-BASEMDX/83	With external handle right	PVD brushed steel	1 Pc	1.926,10
	MAP-A220/56	Without external handle with Bolt latches H ≤ 2200 mm	Grey	1 Pc	1.246,90
	MAP-A220/83	Without external handle with Bolt latches H ≤ 2200 mm	PVD brushed steel	1 Pc	2.355,78
	MAP-A320/56	Without external handle with Bolt latches H ≤ 3200 mm	Grey	1 Pc	1.413,50
	MAP-A320/83	Without external handle with Bolt latches H ≤ 3200 mm	PVD brushed steel	1 Pc	2.613,60
	MAP-A220MSX/56	With external handle and Bolt latches left H ≤ 2200 mm	Grey	1 Pc	1.374,54
	MAP-A220MSX/83	With external handle and Bolt latches left H ≤ 2200 mm	PVD brushed steel	1 Pc	2.835,18
	MAP-A320MSX/56	With external handle and Bolt latches left H ≤ 3200 mm	Grey	1 Pc	1.541,14
	MAP-A320MSX/83	With external handle and Bolt latches left H ≤ 3200 mm	PVD brushed steel	1 Pc	3.093,00
	MAP-A220MDX/56	With external handle and Bolt latches right H ≤ 2200 mm	Grey	1 Pc	1.374,54
	MAP-A220MDX/83	With external handle and Bolt latches right H ≤ 2200 mm	PVD brushed steel	1 Pc	2.835,18
	MAP-A320MDX/56	With external handle and Bolt latches right H ≤ 3200 mm	Grey	1 Pc	1.541,14
	MAP-A320MDX/83	With external handle and Bolt latches right H ≤ 3200 mm	PVD brushed steel	1 Pc	3.093,00
	MAP-B220/56	Without external handle with Bolt latches and transom H ≤ 2200 mm	Grey	1 Pc	1.376,78
	MAP-B220/83	Without external handle with Bolt latches and transom H ≤ 2200 mm	PVD brushed steel	1 Pc	2.485,68
	MAP-B320/56	Without external handle with Bolt latches and transom H ≤ 3200 mm	Grey	1 Pc	1.543,38
	MAP-B320/83	Without external handle with Bolt latches and transom H ≤ 3200 mm	PVD brushed steel	1 Pc	2.743,46
	MAP-B220MSX/56	With external handle, Bolt latches and transom left H ≤ 2200 mm	Grey	1 Pc	1.504,38
	MAP-B220MSX/83	With external handle, Bolt latches and transom left H ≤ 2200 mm	PVD brushed steel	1 Pc	2.965,08
	MAP-B320MSX/56	With external handle, Bolt latches and transom left H ≤ 3200 mm	Grey	1 Pc	1.670,98
	MAP-B320MSX/83	With external handle, Bolt latches and transom left H ≤ 3200 mm	PVD brushed steel	1 Pc	3.222,86
	MAP-B220MDX/56	With external handle, Bolt latches and transom right H ≤ 2200 mm	Grey	1 Pc	1.504,38
	MAP-B220MDX/83	With external handle, Bolt latches and transom right H ≤ 2200 mm	PVD brushed steel	1 Pc	2.965,08
	MAP-B320MDX/56	With external handle, Bolt latches and transom right H ≤ 3200 mm	Grey	1 Pc	1.670,98
	MAP-B320MDX/83	With external handle, Bolt latches and transom right H ≤ 3200 mm	PVD brushed steel	1 Pc	3.222,86
	MAP-C220/56	Without external handle with Bolt latches and fixed glass H ≤ 2200 mm	Grey	1 Pc	1.517,74
	MAP-C220/83	Without external handle with Bolt latches and fixed glass H ≤ 2200 mm	PVD brushed steel	1 Pc	2.626,62
	MAP-C320/56	Without external handle with Bolt latches and fixed glass H ≤ 3200 mm	Grey	1 Pc	1.684,34
	MAP-C320/83	Without external handle with Bolt latches and fixed glass H ≤ 3200 mm	PVD brushed steel	1 Pc	2.884,44
	MAP-C220MSX/56	With external handle, Bolt latches and fixed glass left H ≤ 2200 mm	Grey	1 Pc	1.645,36
	MAP-C220MSX/83	With external handle, Bolt latches and fixed glass left H ≤ 2200 mm	PVD brushed steel	1 Pc	3.106,02
	MAP-C320MSX/56	With external handle, Bolt latches and fixed glass left H ≤ 3200 mm	Grey	1 Pc	1.811,94
	MAP-C320MSX/83	With external handle, Bolt latches and fixed glass left H ≤ 3200 mm	PVD brushed steel	1 Pc	3.363,84

	Art.	Description	Finish	Qty	EURO
	MAP-C220MDX/56	With external handle, Bolt latches and fixed glass right H ≤ 2200 mm	Grey	1 Pc	1.645,36
	MAP-C220MDX/83	With external handle, Bolt latches and fixed glass right H ≤ 2200 mm	PVD brushed steel	1 Pc	3.106,02
	MAP-C320MDX/56	With external handle, Bolt latches and fixed glass right H ≤ 3200 mm	Grey	1 Pc	1.811,94
	MAP-C320MDX/83	With external handle, Bolt latches and fixed glass right H ≤ 3200 mm	PVD brushed steel	1 Pc	3.363,84
	MAP-E220/56	Without external handle with Bolt latches, transom and fixed glass H ≤ 2200 mm	Grey	1 Pc	1.647,58
	MAP-E220/83	Without external handle with Bolt latches, transom and fixed glass H ≤ 2200 mm	PVD brushed steel	1 Pc	2.756,46
	MAP-E320/56	Without external handle with Bolt latches, transom and fixed glass H ≤ 3200 mm	Grey	1 Pc	1.814,18
	MAP-E320/83	Without external handle with Bolt latches, transom and fixed glass H ≤ 3200 mm	PVD brushed steel	1 Pc	3.014,28
	MAP-E220MSX/56	With external handle, Bolt latches, transom and fixed glass left H ≤ 2200 mm	Grey	1 Pc	1.775,22
	MAP-E220MSX/83	With external handle, Bolt latches, transom and fixed glass left H ≤ 2200 mm	PVD brushed steel	1 Pc	3.235,90
	MAP-E320MSX/56	With external handle, Bolt latches, transom and fixed glass left H ≤ 3200 mm	Grey	1 Pc	1.941,84
	MAP-E320MSX/83	With external handle, Bolt latches, transom and fixed glass left H ≤ 3200 mm	PVD brushed steel	1 Pc	3.493,72
	MAP-E220MDX/56	With external handle, Bolt latches, transom and fixed glass right H ≤ 2200 mm	Grey	1 Pc	1.775,22
	MAP-E220MDX/83	With external handle, Bolt latches, transom and fixed glass right H ≤ 2200 mm	PVD brushed steel	1 Pc	3.235,90
	MAP-E320MDX/56	With external handle, Bolt latches, transom and fixed glass right H ≤ 3200 mm	Grey	1 Pc	1.941,84
	MAP-E320MDX/83	With external handle, Bolt latches, transom and fixed glass right H ≤ 3200 mm	PVD brushed steel	1 Pc	3.493,72
DOUBLE DOOR PANIC BAR KIT, BOLT LATCHES ON ONE DOOR					
	MAP-F220/56	Without external handle H ≤ 2200 mm	Grey	1 Pc	2.057,80
	MAP-F220/83	Without external handle H ≤ 2200 mm	PVD brushed steel	1 Pc	4.071,58
	MAP-F320/56	Without external handle H ≤ 3200 mm	Grey	1 Pc	2.224,40
	MAP-F320/83	Without external handle H ≤ 3200 mm	PVD brushed steel	1 Pc	4.329,40
	MAP-F220MSX/56	With external handle left H ≤ 2200 mm	Grey	1 Pc	2.185,42
	MAP-F220MSX/83	With external handle left H ≤ 2200 mm	PVD brushed steel	1 Pc	4.550,98
	MAP-F320MSX/56	With external handle left H ≤ 3200 mm	Grey	1 Pc	2.352,00
	MAP-F320MSX/83	With external handle left H ≤ 3200 mm	PVD brushed steel	1 Pc	4.808,80
	MAP-F220MDX/56	With external handle right H ≤ 2200 mm	Grey	1 Pc	2.185,42
	MAP-F220MDX/83	With external handle right H ≤ 2200 mm	PVD brushed steel	1 Pc	4.550,98
	MAP-F320MDX/56	With external handle right H ≤ 3200 mm	Grey	1 Pc	2.352,00
	MAP-F320MDX/83	With external handle right H ≤ 3200 mm	PVD brushed steel	1 Pc	4.808,80
	MAP-G220/56	With transom, without external handle H ≤ 2200 mm	Grey	1 Pc	2.187,64
	MAP-G220/83	With transom, without external handle H ≤ 2200 mm	PVD brushed steel	1 Pc	4.201,42
	MAP-G320/56	With transom, without external handle H ≤ 3200 mm	Grey	1 Pc	2.354,24
	MAP-G320/83	With transom, without external handle H ≤ 3200 mm	PVD brushed steel	1 Pc	4.459,24
	MAP-G220MSX/56	With transom, with external handle left H ≤ 2200 mm	Grey	1 Pc	2.315,28
	MAP-G220MSX/83	With transom, with external handle left H ≤ 2200 mm	PVD brushed steel	1 Pc	4.680,86
	MAP-G320MSX/56	With transom, with external handle left H ≤ 3200 mm	Grey	1 Pc	2.481,86
	MAP-G320MSX/83	With transom, with external handle left H ≤ 3200 mm	PVD brushed steel	1 Pc	4.938,70
	MAP-G220MDX/56	With transom, with external handle right H ≤ 2200 mm	Grey	1 Pc	2.315,28
	MAP-G220MDX/83	With transom, with external handle right H ≤ 2200 mm	PVD brushed steel	1 Pc	4.680,86
	MAP-G320MDX/56	With transom, with external handle right H ≤ 3200 mm	Grey	1 Pc	2.481,86
	MAP-G320MDX/83	With transom, with external handle right H ≤ 3200 mm	PVD brushed steel	1 Pc	4.938,70

	Art.	Description	Finish	Qty	EURO
	MAP101/83	Side latch + Levers + Cover	PVD brushed steel	1 Pc	991,52
	MAP101/56	Side latch + Levers + Cover	Grey	1 Pc	228,66
	MAP101-BOLT/83	Side latch + Levers + Cover + Accessories for latches	PVD brushed steel	1 Pc	1.195,96
	MAP101-BOLT/56	Side latch + Levers + Cover + Accessories for latches	Grey	1 Pc	430,46
	MAP103/83	Oval horizontal bar	PVD brushed steel	1 Pc	176,44
	MAP103/56	Oval horizontal bar	Grey	1 Pc	33,80
	MAP105/83	External handle	PVD brushed steel	1 Pc	452,10
	MAP105/56	External handle	Grey	1 Pc	100,34
	MAP109/83	Glass kit for panic bars with external right control	PVD brushed steel	1 Pc	311,30
	MAP111/83	Glass kit for panic bars with external left control	PVD brushed steel	1 Pc	311,30
	MAP107/83	Glass kit for panic bars without external handle	PVD brushed steel	1 Pc	282,26
	MAP123/56	Electric Wall striking plate	Grey	1 Pc	395,12
	MAP125/83	Finishing cover for electric strike plate	PVD brushed steel	1 Pc	146,80
	MAP113/56	Pair of latches for Bolt lock Up to H 2200 mm	Grey	1 Pc	68,22
	MAP113/83	Pair of latches for Bolt lock Up to H 2200 mm	PVD brushed steel	1 Pc	269,56
	MAP114/56	Pair of latches for Bolt lock From H 2200 to H 3200 mm	Grey	1 Pc	128,34
	MAP114/83	Pair of latches for Bolt lock From H 2200 to H 3200 mm	PVD brushed steel	1 Pc	420,90
	MAP127/93	Floor Anti-dust socket	Brass coated	1 Pc	17,68
	MAP115/83	Glass kit for additional BOLT locks H 2200 mm	PVD brushed steel	1 Pc	438,60
	MAP116/83	Glass kit for additional BOLT locks H 3200 mm	PVD brushed steel	1 Pc	545,06
	MAP117/83	Glass kit for lateral plate	PVD brushed steel	1 Pc	272,58
	MAP119/83	Glass kit for adjustable superior plate BOLT locks	PVD brushed steel	1 Pc	131,62
	MAP121/95	Kit for dogging device function	Nickel-coated	1 Pc	8,44
	ZSS1400/8	Pair pull handles, hidden lock, different key, 8/21.5 mm glass, B25 L1400	Brushed steel	1 Pc	860,64
	ZMMS1400/8	Single pull handle, hidden lock, different key, 8/21.5 mm glass, B25 L1400	Brushed steel	1 Pc	692,38
	ZSS1400U/8	Pair pull handles, hidden lock, single key, 8/21.5 mm glass, B25 L1400	Brushed steel	1 Pc	860,64
	ZMMS1400U/8	Single pull handle, hidden lock, single key, 8/21.5 mm glass, B25 L1400	Brushed steel	1 Pc	692,38
	GL7300/1	Anti-dust socket	Chrome	1 Pc	24,82
	GL7300/3	Anti-dust socket	Brushed nickel	1 Pc	28,20

Art.	Description	Finish	Qty	EURO
	PBA200QV01	Square single pull handle, concealed lock, different key, for 8/17.5 mm glass, B25 H25 L1150	Brushed steel	1 Pc 896,24
	PBA200QV01/15	Square single pull handle, concealed lock, different key, for 8/17.5 mm glass, B25 H25 L1150	Polished steel	1 Pc 1.030,40
	PBA200QV01/D	Square double pull handle, concealed lock, different key, for 8/17.5 mm glass, B25 H25 L1150	Brushed steel	1 Pc 1.378,08
	PBA200QV01/D/15	Square double pull handle, concealed lock, different key, for 8/17.5 mm glass, B25 H25 L1150	Polished steel	1 Pc 1.584,52
	PBA200QY02	Pair square pull handles, flush front lock and door knob on inside with bottom locking pin, 8/17.5 mm glass, B35 H35 L1250	Brushed steel	1 Pc 2.520,56
	PBA200QY02/15	Pair square pull handles, flush front lock and door knob on inside with bottom locking pin, 8/17.5 mm glass, B35 H35 L1250	Polished steel	1 Pc 2.898,36
	PBA200QY04	Pair square pull handles, flush front lock and door knob on inside with bottom locking pin, 8/17.5 mm glass, B35 H35 L2200	Brushed steel	1 Pc 2.947,40
	PBA200QY04/15	Pair square pull handles, flush front lock and door knob on inside with bottom locking pin, 8/17.5 mm glass, B35 H35 L2200	Polished steel	1 Pc 3.389,28
	PBA200QY04/A	Pair square pull handles, flush front lock and door knob on inside with bottom locking pin, 8/17.5 mm glass, B35 H35	On request	1 Pc ON REQUEST
	PBA200QY06/A	Pair square pull handles, flush front lock and door knob on inside with top and bottom locking pin, 8/17.5 mm glass, B35 H35	On request	1 Pc ON REQUEST
	PBA200Y002	Pair round pull handles with flush front lock and knob on inside with bottom locking pin, 8/17.5 mm glass, B35 L1250	Brushed steel	1 Pc 2.203,36
	PBA200Y002/15	Pair round pull handles with flush front lock and knob on inside with bottom locking pin, 8/17.5 mm glass, B35 L1250	Polished steel	1 Pc 2.533,60
	PBA200Y004	Pair round pull handles with flush front lock and knob on inside with bottom locking pin, 8/17.5 mm glass, B35 L2200	Brushed steel	1 Pc 2.406,04
	PBA200Y004/15	Pair round pull handles with flush front lock and knob on inside with bottom locking pin, 8/17.5 mm glass, B35 L2200	Polished steel	1 Pc 2.766,68
	PBA200Y004/A	Pair round pull handles with flush front lock and knob on inside with bottom locking pin, 8/17.5 mm glass, B35	On request	1 Pc ON REQUEST
	PBA200Y006/A	Pair round pull handles with flush front lock and knob on inside with top and bottom locking pin, 8/17.5 mm glass, B35	On request	1 Pc ON REQUEST
	PBA200YA02/6	Pair round pull handles with flush front lock and knob on inside with bottom locking pin, 8/17.5 mm glass, B37 L1250	Matt black	1 Pc 1.836,28
	PBA200YA02/66	Pair round pull handles with flush front lock and knob on inside with bottom locking pin, 8/17.5 mm glass, B37 L1250	Champagne aluminium	1 Pc 1.765,24
	PBA200YA02/67	Pair round pull handles with flush front lock and knob on inside with bottom locking pin, 8/17.5 mm glass, B37 L1250	Dark brushed bronze aluminium	1 Pc 1.765,24
	PBA200YA02/97	Pair round pull handles with flush front lock and knob on inside with bottom locking pin, 8/17.5 mm glass, B37 L1250	Matt aluminium	1 Pc 1.836,28
	PBA200YA04/6	Pair round pull handles with flush front lock and knob on inside with bottom locking pin, 8/17.5 mm glass, B37 L2200	Matt black	1 Pc 2.005,32
	PBA200YA04/66	Pair round pull handles with flush front lock and knob on inside with bottom locking pin, 8/17.5 mm glass, B37 L2200	Champagne aluminium	1 Pc 1.927,80
	PBA200YA04/67	Pair round pull handles with flush front lock and knob on inside with bottom locking pin, 8/17.5 mm glass, B37 L2200	Dark brushed bronze aluminium	1 Pc 1.927,80

	Art.	Description	Finish	Qty	EURO
	PBA200YA04/97	Pair round pull handles with flush front lock and knob on inside with bottom locking pin, 8/17.5 mm glass, B37 L2200	Matt aluminium	1 Pc	2.005,32
	PBA200YA04/A	Pair round pull handles with flush front lock and knob on inside with bottom locking pin, 8/17.5 mm glass, B37	On request	1 Pc	ON REQUEST
	PBA200YA06/A	Pair round pull handles with flush front lock and knob on inside with top and bottom locking pin, 8/17.5 mm glass, B37	On request	1 Pc	ON REQUEST
	PBA200CK	Top round strike plate, for 8/17.5 mm glass, B35 L71	Brushed steel	1 Pc	276,92
	PBA200CK/15	Top round strike plate, for 8/17.5 mm glass, B35 L71	Polished steel	1 Pc	331,96
	PBA200CKQ	Top square strike plate, for 8/17.5 mm glass, B35 H35 L73	Brushed steel	1 Pc	315,94
	PBA200CKQ/15	Top square strike plate, for 8/17.5 mm glass, B35 H35 L73	Polished steel	1 Pc	378,86
	PBA200CSK	Anti-dust socket	Nickel-coated	1 Pc	18,16
	PBAAD81	Double fixing on glass		1 Pc	26,16
	PBA71	Double fixing on wood, aluminium and PVC		1 Pc	26,16
	PBAAS11	Single fixing on glass	Brushed steel	1 Pc	34,54
	PBAAS11/15	Single fixing on glass	Polished steel	1 Pc	39,76
	PBA911	Single blind fixing on wood, aluminium and PVC	Brushed steel	1 Pc	33,22
	PBA911/15	Single blind fixing on wood, aluminium and PVC	Polished steel	1 Pc	39,98
	ZMT400/8	Pair of round pull handles, for 8/21.5 mm glass, B25 L400	Brushed steel	1 Pc	382,26
	ZMT500/8	Pair of round pull handles, for 8/21.5 mm glass, B25 L500	Brushed steel	1 Pc	392,18
	ZMT800/8	Pair of round pull handles, for 8/21.5 mm glass, B25 L800	Brushed steel	1 Pc	417,10
	ZMT1400/8	Pair of round pull handles, for 8/21.5 mm glass, B25 L1400	Brushed steel	1 Pc	625,36
	ZMT2000/8	Pair of round pull handles, for 8/21.5 mm glass, B25 L2000	Brushed steel	1 Pc	697,64
	ZMT/A	Pair of round pull handles, for 8/21.5 mm glass, B25	On request	1 Pc	ON REQUEST
	ZSIT400/8	Single round pull handle, for 8/21.5 mm glass, B25 L400	Brushed steel	1 Pc	284,50
	ZSIT500/8	Single round pull handle, for 8/21.5 mm glass, B25 L500	Brushed steel	1 Pc	293,92
	ZSIT800/8	Single round pull handle, for 8/21.5 mm glass, B25 L800	Brushed steel	1 Pc	306,40
	ZSIT1400/8	Single round pull handle, for 8/21.5 mm glass, B25 L1400	Brushed steel	1 Pc	458,96
	ZSIT2000/8	Single round pull handle, for 8/21.5 mm glass, B25 L2000	Brushed steel	1 Pc	495,12
	ZSIT/A	Single round pull handle, for 8/21.5 mm glass, B25	On request	1 Pc	ON REQUEST

	Art.	Description	Finish	Qty	EURO
	ZQUA500/8	Pair of square pull handles, for 8/21.5 mm glass, B25 H25 L500	Brushed steel	1 Pc	479,64
	ZQUA800/8	Pair of square pull handles, for 8/21.5 mm glass, B25 H25 L800	Brushed steel	1 Pc	560,94
	ZQUA1400/8	Pair of square pull handles, for 8/21.5 mm glass, B25 H25 L1400	Brushed steel	1 Pc	734,96
	ZQUA/A	Pair of square pull handles, for 8/21.5 mm glass, B25 H25	On request	1 Pc	ON REQUEST
	ZSIQ500/8	Single square pull handle, for 8/21.5 mm glass, B25 H25 L500	Brushed steel	1 Pc	337,66
	ZSIQ800/8	Single square pull handle, for 8/21.5 mm glass, B25 H25 L800	Brushed steel	1 Pc	378,30
	ZSIQ1400/8	Single square pull handle, for 8/21.5 mm glass, B25 H25 L1400	Brushed steel	1 Pc	513,78
	ZSIQ/A	Single square pull handle, for 8/21.5 mm glass, B25 H25	On request	1 Pc	ON REQUEST
	ZPI500/8	Pair of flat pull handles, for 8/21.5 mm glass, B35 H10 L500	Brushed steel	1 Pc	421,24
	ZPI800/8	Pair of flat pull handles, for 8/21.5 mm glass, B35 H10 L800	Brushed steel	1 Pc	584,04
	ZPI/A	Pair of flat pull handles, for 8/21.5 mm glass, B35 H10	On request	1 Pc	ON REQUEST
	ZSIP500/8	Single flat pull handle, for 8/21.5 mm glass, B35 H10 L500	Brushed steel	1 Pc	308,46
	ZSIP800/8	Single flat pull handle, for 8/21.5 mm glass, B35 H10 L800	Brushed steel	1 Pc	389,84
	ZSIP/A	Single flat pull handle, for 8/21.5 mm glass, B35 H10	On request	1 Pc	ON REQUEST
	ZUV/9	UV bonding fixing single pull handles Z series	Machining steel (CNC)	1 Pc	50,52
	ZATT/8	Flat fixing for pull handles	Brushed steel	1 Pc	95,92
	MN1620/8	Pair of round pull handles, for 6/17.5 mm glass, B16 L300	Brushed steel	1 Pc	71,94
	MN1620/15	Pair of round pull handles, for 6/17.5 mm glass, B16 L300	Polished steel	1 Pc	82,98
	MN2020/8	Pair of round pull handles, for 6/17.5 mm glass, B20 L300	Brushed steel	1 Pc	76,20
	MN2020/15	Pair of round pull handles, for 6/17.5 mm glass, B20 L300	Polished steel	1 Pc	87,36
	MN25300/8	Pair of round pull handles, for 6/17.5 mm glass, B25 L300	Brushed steel	1 Pc	104,30
	MN25300/15	Pair of round pull handles, for 6/17.5 mm glass, B25 L300	Polished steel	1 Pc	113,92
	MN25300/R2	Pair of round pull handles, for 6/17.5 mm glass, B25 L300	RAL9005 Matt black	1 Pc	147,58
	MN25400/8	Pair of round pull handles, for 6/17.5 mm glass, B25 L400	Brushed steel	1 Pc	137,98
	MN25400/15	Pair of round pull handles, for 6/17.5 mm glass, B25 L400	Polished steel	1 Pc	149,18
	MN25400/R2	Pair of round pull handles, for 6/17.5 mm glass, B25 L400	RAL9005 Matt black	1 Pc	193,42
	MN25500/8	Pair of round pull handles, for 6/17.5 mm glass, B25 L500	Brushed steel	1 Pc	155,60
	MN25500/15	Pair of round pull handles, for 6/17.5 mm glass, B25 L500	Polished steel	1 Pc	168,42
	MN25500/R2	Pair of round pull handles, for 6/17.5 mm glass, B25 L500	RAL9005 Matt black	1 Pc	218,40
	MN25800/8	Pair of round pull handles, for 6/17.5 mm glass, B25 L800	Brushed steel	1 Pc	219,70
	MN25800/15	Pair of round pull handles, for 6/17.5 mm glass, B25 L800	Polished steel	1 Pc	232,52
	MN25800/R2	Pair of round pull handles, for 6/17.5 mm glass, B25 L800	RAL9005 Matt black	1 Pc	301,76



Art.	Description	Finish	Qty	EURO
MN25850/8	Pair of round pull handles, for 6/17.5 mm glass, B25 L850	Brushed steel	1 Pc	232,52
MN25850/15	Pair of round pull handles, for 6/17.5 mm glass, B25 L850	Polished steel	1 Pc	246,30
MN25850/R2	Pair of round pull handles, for 6/17.5 mm glass, B25 L850	RAL9005 Matt black	1 Pc	319,66
MN251200/8	Pair of round pull handles, for 6/17.5 mm glass, B25 L1200	Brushed steel	1 Pc	270,96
MN251200/15	Pair of round pull handles, for 6/17.5 mm glass, B25 L1200	Polished steel	1 Pc	306,24
MN251200/R2	Pair of round pull handles, for 6/17.5 mm glass, B25 L1200	RAL9005 Matt black	1 Pc	397,60



PMAN90/15	Single square pull handle with door knob, for 6/8 mm glass, B20 H20 L225	Polished steel	1 Pc	90,20
PMAN1131/15	Single flat pull handle with door knob, for 6/8 mm glass, B13 H25 L375	Polished steel	1 Pc	107,98









PMAN1340/1	Pair of flat C pull handles, 6/10 mm glass, B20 H10 L400	Chrome	1 Pc	136,80
PMAN1340/2	Pair of flat C pull handles, 6/10 mm glass, B20 H10 L400	Gold	1 Pc	177,30
PMAN1340/4	Pair of flat C pull handles, 6/10 mm glass, B20 H10 L400	Bronze	1 Pc	177,30
PMAN1340/24	Pair of flat C pull handles, 6/10 mm glass, B20 H10 L400	Brushed steel effect	1 Pc	150,64
PMAN1340/R2	Pair of flat C pull handles, 6/10 mm glass, B20 H10 L400	RAL9005 Matt black	1 Pc	177,30
PMAN1332/1	Pair of flat C pull handles, 6/10 mm glass, B20 H10 L300	Chrome	1 Pc	120,20
PMAN1332/2	Pair of flat C pull handles, 6/10 mm glass, B20 H10 L300	Gold	1 Pc	155,72
PMAN1332/4	Pair of flat C pull handles, 6/10 mm glass, B20 H10 L300	Bronze	1 Pc	155,72
PMAN1332/24	Pair of flat C pull handles, 6/10 mm glass, B20 H10 L300	Brushed steel effect	1 Pc	133,34
PMAN1332/R2	Pair of flat C pull handles, 6/10 mm glass, B20 H10 L300	RAL9005 Matt black	1 Pc	155,72
PMAN1322/1	Pair of flat C pull handles, 6/10 mm glass, B20 H10 L200	Chrome	1 Pc	100,46
PMAN1322/2	Pair of flat C pull handles, 6/10 mm glass, B20 H10 L200	Gold	1 Pc	130,22
PMAN1322/4	Pair of flat C pull handles, 6/10 mm glass, B20 H10 L200	Bronze	1 Pc	130,22
PMAN1322/24	Pair of flat C pull handles, 6/10 mm glass, B20 H10 L200	Brushed steel effect	1 Pc	112,80
PMAN1322/R2	Pair of flat C pull handles, 6/10 mm glass, B20 H10 L200	RAL9005 Matt black	1 Pc	130,22









PMAN1530/1	Pair of flat C pull handles, 6/8 mm glass, B20 H7 L155	Chrome	1 Pc	45,78
PMAN1530/24	Pair of flat C pull handles, 6/8 mm glass, B20 H7 L155	Brushed steel effect	1 Pc	45,78



LM320/88	Pair of square pull handles, for 6/12 mm glass, B15 H15 L460	Brushed steel effect alu.	1 Pc	122,30
LM320/91	Pair of square pull handles, for 6/12 mm glass, B15 H15 L460	Polished aluminium	1 Pc	143,14
LM320/97	Pair of square pull handles, for 6/12 mm glass, B15 H15 L460	Matt aluminium	1 Pc	118,86
LM224/88	Pair of square pull handles, for 6/12 mm glass, B15 H15 L310	Brushed steel effect alu.		DISCONTINUED
LM224/91	Pair of square pull handles, for 6/12 mm glass, B15 H15 L310	Polished aluminium	1 Pc	117,24
LM224/97	Pair of square pull handles, for 6/12 mm glass, B15 H15 L310	Matt aluminium	1 Pc	107,22
LM128/88	Pair of square pull handles, for 6/12 mm glass, B15 H15 L200	Brushed steel effect alu.		DISCONTINUED
LM128/91	Pair of square pull handles, for 6/12 mm glass, B15 H15 L200	Polished aluminium	1 Pc	105,34
LM128/97	Pair of square pull handles, for 6/12 mm glass, B15 H15 L200	Matt aluminium	1 Pc	97,66

	Art.	Description	Finish	Qty	EURO
	PM1/1	Pair of round pull handles, for 6/12 mm glass, B14 L460	Chrome	1 Pc	148,42
	PM1/3	Pair of round pull handles, for 6/12 mm glass, B14 L460	Brushed nickel	1 Pc	154,26
	PM1/97	Pair of round pull handles, for 6/12 mm glass, B14 L460	Matt aluminium	1 Pc	191,56
	PM2/1	Pair of round pull handles, for 6/12 mm glass, B14 L310	Chrome	1 Pc	117,08
	PM2/3	Pair of round pull handles, for 6/12 mm glass, B14 L310	Brushed nickel	1 Pc	121,70
	PM2/97	Pair of round pull handles, for 6/12 mm glass, B14 L310	Matt aluminium	1 Pc	147,00
	PM3/1	Pair of round pull handles, for 6/12 mm glass, B14 L200	Chrome	1 Pc	92,12
	PM3/3	Pair of round pull handles, for 6/12 mm glass, B14 L200	Brushed nickel	1 Pc	95,72
	PM3/97	Pair of round pull handles, for 6/12 mm glass, B14 L200	Matt aluminium	1 Pc	135,44
		PM4/1	4 additional washers for increasing base plate, B18 L4	Chrome	1 Pc
PM4/3		4 additional washers for increasing base plate, B18 L4	Brushed nickel	1 Pc	25,22
	MNTL25300/8	Pair of round beech wood pull handles, for 8/13.5 mm glass, B25 L300	Brushed steel	1 Pc	128,86
	MNTL25300/15	Pair of round beech wood pull handles, for 8/13.5 mm glass, B25 L300	Polished steel	1 Pc	139,04
	MNTL25400/8	Pair of round beech wood pull handles, for 8/13.5 mm glass, B25 L400	Brushed steel	1 Pc	139,04
	MNTL25400/15	Pair of round beech wood pull handles, for 8/13.5 mm glass, B25 L400	Polished steel	1 Pc	149,18
	MNTLAC25300/8	Pair of round C beech wood pull handles, 8/13.5 mm glass, B25 L300	Brushed steel	1 Pc	113,64
	MNTLAC25300/15	Pair of round C beech wood pull handles, 8/13.5 mm glass, B25 L300	Polished steel	1 Pc	118,72
	MNTLAC25400/8	Pair of round C beech wood pull handles, 8/13.5 mm glass, B25 L400	Brushed steel	1 Pc	118,72
	MNTLAC25400/15	Pair of round C beech wood pull handles, 8/13.5 mm glass, B25 L400	Polished steel	1 Pc	128,86
	MNQL25300/8	Pair of square beech wood pull handles, for 8/13.5 mm glass, B25 L300	Brushed steel	1 Pc	139,04
	MNQL25300/15	Pair of square beech wood pull handles, for 8/13.5 mm glass, B25 L300	Polished steel	1 Pc	149,18
	MNQL25400/8	Pair of square beech wood pull handles, for 8/13.5 mm glass, B25 L400	Brushed steel	1 Pc	144,12
	MNQL25400/15	Pair of square beech wood pull handles, for 8/13.5 mm glass, B25 L400	Polished steel	1 Pc	159,36
	MNQLAC25300/8	Pair of square C beech wood pull handles, 8/13.5 mm glass, B25 L300	Brushed steel	1 Pc	144,12
	MNQLAC25300/15	Pair of square C beech wood pull handles, 8/13.5 mm glass, B25 L300	Polished steel	1 Pc	174,64
	MNQLAC25400/8	Pair of square C beech wood pull handles, 8/13.5 mm glass, B25 L400	Brushed steel	1 Pc	149,18
	MNQLAC25400/15	Pair of square C beech wood pull handles, 8/13.5 mm glass, B25 L400	Polished steel	1 Pc	179,70

	Art.	Description	Finish	Qty	EURO
	MAN400V160/91	Handle for sliding doors with VHB fixing, B23 H24 L240	Polished aluminium	1 Pc	43,92
	MAN400V160/97	Handle for sliding doors with VHB fixing, B23 H24 L240	Matt aluminium	1 Pc	30,50
	MAN400V320/91	Handle for sliding doors with VHB fixing, B23 H24 L390	Polished aluminium	1 Pc	61,10
	MAN400V320/97	Handle for sliding doors with VHB fixing, B23 H24 L390	Matt aluminium	1 Pc	46,12
	MAN400V448/91	Handle for sliding doors with VHB fixing, B23 H24 L540	Polished aluminium	1 Pc	81,34
	MAN400V448/97	Handle for sliding doors with VHB fixing, B23 H24 L540	Matt aluminium	1 Pc	62,24
	MAN401V160/91	Handle for sliding doors with VHB fixing, B16 H22 L240	Polished aluminium	1 Pc	42,54
	MAN401V160/97	Handle for sliding doors with VHB fixing, B16 H22 L240	Matt aluminium	1 Pc	29,60
	MAN401V320/91	Handle for sliding doors with VHB fixing, B16 H22 L390	Polished aluminium	1 Pc	58,98
	MAN401V320/97	Handle for sliding doors with VHB fixing, B16 H22 L390	Matt aluminium	1 Pc	44,60
	MAN401V448/91	Handle for sliding doors with VHB fixing, B16 H22 L540	Polished aluminium	1 Pc	78,66
	MAN401V448/97	Handle for sliding doors with VHB fixing, B16 H22 L540	Matt aluminium	1 Pc	60,12
	MAN412V250/88	Handle for sliding doors with VHB fixing, B18 H18 L250	Brushed steel effect alu.		DISCONTINUED
	MAN412V250/91	Handle for sliding doors with VHB fixing, B18 H18 L250	Polished aluminium	1 Pc	33,90
	MAN412V250/97	Handle for sliding doors with VHB fixing, B18 H18 L250	Matt aluminium	1 Pc	32,36
	MAN412V350/88	Handle for sliding doors with VHB fixing, B18 H18 L350	Brushed steel effect alu.		DISCONTINUED
	MAN412V350/91	Handle for sliding doors with VHB fixing, B18 H18 L350	Polished aluminium	1 Pc	38,52
	MAN412V350/97	Handle for sliding doors with VHB fixing, B18 H18 L350	Matt aluminium	1 Pc	36,96
	MAN414V250/88	Handle for sliding doors with VHB fixing, H21 L250	Brushed steel effect alu.		DISCONTINUED
	MAN414V250/91	Handle for sliding doors with VHB fixing, H21 L250	Polished aluminium	1 Pc	33,90
	MAN414V250/97	Handle for sliding doors with VHB fixing, H21 L250	Matt aluminium	1 Pc	32,36
	MAN414V350/88	Handle for sliding doors with VHB fixing, H21 L350	Brushed steel effect alu.		DISCONTINUED
	MAN414V350/91	Handle for sliding doors with VHB fixing, H21 L350	Polished aluminium	1 Pc	36,24
	MAN414V350/97	Handle for sliding doors with VHB fixing, H21 L350	Matt aluminium	1 Pc	34,70
	MAN404V160/91	Handle for sliding doors with VHB fixing, B35 H27.5 L230	Polished aluminium	1 Pc	59,14
	MAN404V160/97	Handle for sliding doors with VHB fixing, B35 H27.5 L230	Matt aluminium	1 Pc	42,26
	MAN404V160/R2	Handle for sliding doors with VHB fixing, B35 H27.5 L230	RAL9005 Matt black	1 Pc	59,14
	MAN404V320/91	Handle for sliding doors with VHB fixing, B35 H27.5 L380	Polished aluminium	1 Pc	85,32
	MAN404V320/97	Handle for sliding doors with VHB fixing, B35 H27.5 L380	Matt aluminium	1 Pc	65,46
	MAN404V320/R2	Handle for sliding doors with VHB fixing, B35 H27.5 L380	RAL9005 Matt black	1 Pc	85,32
	MAN404V448/91	Handle for sliding doors with VHB fixing, B35 H27.5 L530	Polished aluminium	1 Pc	116,02
	MAN404V448/97	Handle for sliding doors with VHB fixing, B35 H27.5 L530	Matt aluminium	1 Pc	89,66
	MAN404V448/R2	Handle for sliding doors with VHB fixing, B35 H27.5 L530	RAL9005 Matt black	1 Pc	116,02
	MAN408V160/91	Handle for sliding doors with VHB fixing, B8 H17 L260	Polished aluminium	1 Pc	42,60
	MAN408V160/97	Handle for sliding doors with VHB fixing, B8 H17 L260	Matt aluminium	1 Pc	29,74
	MAN408V160/R2	Handle for sliding doors with VHB fixing, B8 H17 L260	RAL9005 Matt black	1 Pc	42,60
	MAN408V320/91	Handle for sliding doors with VHB fixing, B8 H17 L410	Polished aluminium	1 Pc	57,26
	MAN408V320/97	Handle for sliding doors with VHB fixing, B8 H17 L410	Matt aluminium	1 Pc	43,26
	MAN408V320/R2	Handle for sliding doors with VHB fixing, B8 H17 L410	RAL9005 Matt black	1 Pc	57,26
	MAN408V448/91	Handle for sliding doors with VHB fixing, B8 H17 L560	Polished aluminium	1 Pc	75,36
	MAN408V448/97	Handle for sliding doors with VHB fixing, B8 H17 L560	Matt aluminium	1 Pc	57,58
	MAN408V448/R2	Handle for sliding doors with VHB fixing, B8 H17 L560	RAL9005 Matt black	1 Pc	75,36












	Art.	Description	Finish	Qty	EURO
	MAN500V150/88	Handle for sliding doors with VHB fixing, B11.5 H8 L150	Brushed steel effect alu.	1 Pc	35,72
	MAN500V150/91	Handle for sliding doors with VHB fixing, B11.5 H8 L150	Polished aluminium	1 Pc	41,84
	MAN500V150/97	Handle for sliding doors with VHB fixing, B11.5 H8 L150	Matt aluminium	1 Pc	27,90
	MAN500V150/R2	Handle for sliding doors with VHB fixing, B11.5 H8 L150	RAL9005 Matt black	1 Pc	44,46
	HAND10057VHB/8	Handle for sliding doors with VHB fixing, B57 H100 L7.5	Brushed steel	1 Pc	83,50
	HAND10057VHB/15	Handle for sliding doors with VHB fixing, B57 H100 L7.5	Polished steel	1 Pc	83,50
	HAND12062VHB/8	Handle for sliding doors with VHB fixing, B62 H120 L7.5	Brushed steel	1 Pc	95,56
	HAND12062VHB/15	Handle for sliding doors with VHB fixing, B62 H120 L7.5	Polished steel	1 Pc	95,56
	HAND6640VHB/1	Handle for sliding doors with VHB fixing, B40 H66 L8	Chrome	1 Pc	58,72
	HAND6640VHB/88	Handle for sliding doors with VHB fixing, B40 H66 L8	Brushed steel effect alu.		DISCONTINUED
	HAND6640VHB/91	Handle for sliding doors with VHB fixing, B40 H66 L8	Polished aluminium	1 Pc	43,70
	HAND6640VHB/97	Handle for sliding doors with VHB fixing, B40 H66 L8	Matt aluminium	1 Pc	36,06
	HAND6640VHB/R2	Handle for sliding doors with VHB fixing, B40 H66 L8	RAL9005 matt black	1 Pc	37,44
	HAND10052VHB/1	Handle for sliding doors with VHB fixing, B52 H100 L8	Chrome	1 Pc	73,44
	HAND10052VHB/88	Handle for sliding doors with VHB fixing, B52 H100 L8	Brushed steel effect alu.		DISCONTINUED
	HAND10052VHB/91	Handle for sliding doors with VHB fixing, B52 H100 L8	Polished aluminium	1 Pc	57,36
	HAND10052VHB/97	Handle for sliding doors with VHB fixing, B52 H100 L8	Matt aluminium	1 Pc	47,16
	HAND10052VHB/R2	Handle for sliding doors with VHB fixing, B52 H100 L8	RAL9005 matt black	1 Pc	49,26
	HAND13040VHB/1	Handle for sliding doors with VHB fixing, B40 H130 L8	Chrome	1 Pc	77,46
	HAND13040VHB/88	Handle for sliding doors with VHB fixing, B40 H130 L8	Brushed steel effect alu.	1 Pc	54,70
	HAND13040VHB/91	Handle for sliding doors with VHB fixing, B40 H130 L8	Polished aluminium	1 Pc	60,04
	HAND13040VHB/97	Handle for sliding doors with VHB fixing, B40 H130 L8	Matt aluminium	1 Pc	47,86
	HAND13040VHB/R2	Handle for sliding doors with VHB fixing, B40 H130 L8	RAL9005 matt black	1 Pc	51,40
	HAND13040VHB/R6	Handle for sliding doors with VHB fixing, B40 H130 L8	RAL9016 Matt traffic white	1 Pc	75,36
	HAND13040VHB/R13	Handle for sliding doors with VHB fixing, B40 H130 L8	RAL7016 Matt anthracite grey	1 Pc	75,36
	MABDQ40/9	Square handle for sliding doors with VHB fixing, B40 H40 L9.5	Machining steel (CNC)	1 Pc	66,20
	MABDT40/9	Round handle for sliding doors with VHB fixing, B40 L9.5	Machining steel (CNC)	1 Pc	32,78
	FXGAB10/8	Mounting template MABDQ40-MABDT40-MAUVQ40-MAUVT40	Brushed steel	1 Pc	32,04











INDOORS

BALUSTRADES

OUTDOORS

INDOORS

	Art.	Description	Finish	Qty	EURO
	MAQ60/9	Pair of square handles, for 8/12 mm glass, B60 H60 L12	Machining steel (CNC)	1 Pc	195,52
	MAT60/9	Pair of round handles , for 8/12 mm glass, B60 L12	Machining steel (CNC)	1 Pc	114,78
	MAQ40/9	Pair of square handles, for 8/12 mm glass, B40 H40 L8	Machining steel (CNC)	1 Pc	133,04
	MAT40/9	Pair of round handles , for 8/12 mm glass, B40 L8	Machining steel (CNC)	1 Pc	67,04
	MAT4314/8	Pair of round open handles, for 6/10 mm glass, B40	Brushed steel	1 Pc	38,78
	MAT4314/15	Pair of round open handles, for 6/10 mm glass, B40	Polished steel	1 Pc	45,22
	MAT4320/8	Pair of round closed handles, for 6/10 mm glass, B40	Brushed steel	1 Pc	38,78
	MAT4320/15	Pair of round closed handles, for 6/10 mm glass, B40	Polished steel	1 Pc	45,22
	MAT6314/8	Pair of round open handles, for 8/10 mm glass, B60	Brushed steel	1 Pc	46,50
	MAT6314/15	Pair of round open handles, for 8/10 mm glass, B60	Polished steel	1 Pc	51,68
	MAT6320/8	Pair of round closed handles, for 8/10 mm glass, B60	Brushed steel	1 Pc	46,50
	MAT6320/15	Pair of round closed handles, for 8/10 mm glass, B60	Polished steel	1 Pc	51,68
	MAT8314/8	Pair of round open handles, for 8/10 mm glass, B64	Brushed steel	1 Pc	69,64
	MAT8314/15	Pair of round open handles, for 8/10 mm glass, B64	Polished steel	1 Pc	70,20
	MAT8320/8	Pair of round closed handles, for 8/10 mm glass, B58	Brushed steel	1 Pc	69,64
	MAT8320/15	Pair of round closed handles, for 8/10 mm glass, B58	Polished steel	1 Pc	70,20
	MAL6036/88	Pair of round closed handles, for 8/12 mm glass, B60	Brushed steel effect alu.	1 Pc	61,42
	MAL6036/91	Pair of round closed handles, for 8/12 mm glass, B60	Polished aluminium	1 Pc	61,42
	MAL6036/97	Pair of round closed handles, for 8/12 mm glass, B60	Matt aluminium	1 Pc	61,42
	MAL6050/88	Pair of round closed handles, for 8/12 mm glass, B60	Brushed steel effect alu.		DISCONTINUED
	MAL6050/91	Pair of round closed handles, for 8/12 mm glass, B60	Polished aluminium	1 Pc	61,42
	MAL6050/97	Pair of round closed handles, for 8/12 mm glass, B60	Matt aluminium	1 Pc	61,42
	MAN30A/1	Pair of round open handles, for 4/6 mm glass, B30	Chrome	1 Pc	18,22
	MAN30A/2	Pair of round open handles, for 4/6 mm glass, B30	Gold	1 Pc	29,10
	MAN30A/3	Pair of round open handles, for 4/6 mm glass, B30	Brushed nickel	1 Pc	24,44
	MAN30C/1	Pair of round closed handles, for 4/6 mm glass, B30	Chrome	1 Pc	21,34
	MAN30C/2	Pair of round closed handles, for 4/6 mm glass, B30	Gold	1 Pc	31,58
	MAN30C/3	Pair of round closed handles, for 4/6 mm glass, B30	Brushed nickel	1 Pc	26,66



	Art.	Description	Finish	Qty	EURO
	MAN40A/1	Pair of round open handles, for 8/10 mm glass, B40	Chrome	1 Pc	23,16
	MAN40A/2	Pair of round open handles, for 8/10 mm glass, B40	Gold	1 Pc	32,18
	MAN40A/3	Pair of round open handles, for 8/10 mm glass, B40	Brushed nickel	1 Pc	28,50
	MAN40C/1	Pair of round closed handles, for 8/10 mm glass, B40	Chrome	1 Pc	24,00
	MAN40C/2	Pair of round closed handles, for 8/10 mm glass, B40	Gold	1 Pc	34,26
	MAN40C/3	Pair of round closed handles, for 8/10 mm glass, B40	Brushed nickel	1 Pc	29,30
	MAN60A/1	Pair of round open handles, for 8/12 mm glass, B60	Chrome	1 Pc	41,38
	MAN60A/2	Pair of round open handles, for 8/12 mm glass, B60	Gold	1 Pc	47,16
	MAN60A/92	Pair of round open handles, for 8/12 mm glass, B60	Matt nickel	1 Pc	44,90
	MAN60C/1	Pair of round closed handles, for 8/12 mm glass, B60	Chrome	1 Pc	44,94
	MAN60C/2	Pair of round closed handles, for 8/12 mm glass, B60	Gold	1 Pc	55,26
	MAN60C/92	Pair of round closed handles, for 8/12 mm glass, B60	Matt nickel	1 Pc	49,42
	MSC9/1	Pair of round handles with door knob, for 8/12 mm glass, B60	Chrome	1 Pc	109,10
	MSC9/3	Pair of round handles with door knob, for 8/12 mm glass, B60	Brushed nickel	1 Pc	106,12
	HAND10057/8	Pair of handles, for 8/12 mm glass, B57 H100 L7.5	Brushed steel	1 Pc	157,20
	HAND10057/15	Pair of handles, for 8/12 mm glass, B57 H100 L7.5	Polished steel	1 Pc	157,20
	HAND12062/8	Pair of handles, for 8/12 mm glass, B62 H120 L7.5	Brushed steel	1 Pc	181,30
	HAND12062/15	Pair of handles, for 8/12 mm glass, B62 H120 L7.5	Polished steel	1 Pc	181,30
	HAND6640/1	Pair of handles, for 8/12 mm glass, B40 H66 L8	Chrome	1 Pc	112,98
	HAND6640/88	Pair of handles, for 8/12 mm glass, B40 H66 L8	Brushed steel effect alu.		DISCONTINUED
	HAND6640/91	Pair of handles, for 8/12 mm glass, B40 H66 L8	Polished aluminium	1 Pc	83,50
	HAND6640/97	Pair of handles, for 8/12 mm glass, B40 H66 L8	Matt aluminium	1 Pc	68,78
	HAND6640/R2	Pair of handles, for 8/12 mm glass, B40 H66 L8	RAL9005 matt black	1 Pc	146,46
	HAND10052/1	Pair of handles, for 8/12 mm glass, B52 H100 L8	Chrome	1 Pc	139,78
	HAND10052/88	Pair of handles, for 8/12 mm glass, B52 H100 L8	Brushed steel effect alu.		DISCONTINUED
	HAND10052/91	Pair of handles, for 8/12 mm glass, B52 H100 L8	Polished aluminium	1 Pc	107,62
	HAND10052/97	Pair of handles, for 8/12 mm glass, B52 H100 L8	Matt aluminium	1 Pc	87,52
	HAND10052/R2	Pair of handles, for 8/12 mm glass, B52 H100 L8	RAL9005 matt black	1 Pc	181,40
	HAND13040/1	Pair of handles, for 8/12 mm glass, B40 H130 L7.5	Chrome	1 Pc	147,82
	HAND13040/88	Pair of handles, for 8/12 mm glass, B40 H130 L7.5	Brushed steel effect alu.		DISCONTINUED
	HAND13040/91	Pair of handles, for 8/12 mm glass, B40 H130 L7.5	Polished aluminium	1 Pc	112,98
	HAND13040/97	Pair of handles, for 8/12 mm glass, B40 H130 L7.5	Matt aluminium	1 Pc	88,86
	HAND13040/R2	Pair of handles, for 8/12 mm glass, B40 H130 L7.5	RAL9005 matt black	1 Pc	191,36

INDOORS








BALUSTRADES


OUTDOORS

INDOORS

	Art.	Description	Finish	Qty	EURO
	MSC7/1	Pair of handles for pocket sliding doors, for 8/10 mm glass, B76 H100	Chrome	1 Pc	127,54
	MSC7/24	Pair of handles for pocket sliding doors, for 8/10 mm glass, B76 H100	Brushed steel effect	1 Pc	133,14
	MSC7/45	Pair of handles for pocket sliding doors, for 8/10 mm glass, B76 H100	Matt alu. effect	1 Pc	129,08
	MSC5/1	Pair of handles for sliding doors, for 8/10 mm glass, B76 H100	Chrome	1 Pc	120,12
	MSC5/24	Pair of handles for sliding doors, for 8/10 mm glass, B76 H100	Brushed steel effect	1 Pc	125,34
	MSC5/45	Pair of handles for sliding doors, for 8/10 mm glass, B76 H100	Matt alu. effect	1 Pc	122,36
	MSC8/1	Pair of handles for pocket sliding doors with protrusion for wall channel, for 8/10 mm glass, B76 H100	Chrome	1 Pc	132,70
	MSC8/24	Pair of handles for pocket sliding doors with protrusion for wall channel, for 8/10 mm glass, B76 H100	Brushed steel effect	1 Pc	142,48
	MSC8/45	Pair of handles for pocket sliding doors with protrusion for wall channel, for 8/10 mm glass, B76 H100	Matt alu. effect	1 Pc	139,50
	MSC6/1	Pair of handles for sliding doors with protrusion for wall channel, for 8/10 mm glass, B76 H100	Chrome	1 Pc	118,56
	MSC6/24	Pair of handles for sliding doors with protrusion for wall channel, for 8/10 mm glass, B76 H100	Brushed steel effect	1 Pc	123,04
	MSC6/45	Pair of handles for sliding doors with protrusion for wall channel, for 8/10 mm glass, B76 H100	Matt alu. effect	1 Pc	121,56
	MNQ2470/1	Pair of square handles, for 8/12 mm glass, B70 H50	Chrome	1 Pc	139,86
	MNQ2470/24	Pair of square handles, for 8/12 mm glass, B70 H50	Brushed steel effect	1 Pc	153,94
	MN2030/1	Pair of handles, for 6/8 mm glass, B62	Chrome	1 Pc	82,50
	MN2030/24	Pair of handles, for 6/8 mm glass, B62	Brushed steel effect	1 Pc	86,04
	POM1ACC20/9	Pair of door knobs with grip, for 5/15 mm glass, B20 L31	Machining steel (CNC)	1 Pc	38,48
	POM1ACC25/9	Pair of door knobs with grip, for 5/15 mm glass, B25 L31	Machining steel (CNC)	1 Pc	48,10

	Art.	Description	Finish	Qty	EURO
	POM8/9	Pair of door knobs, for 6/10 mm glass, B40 L30	Machining steel (CNC)	1 Pc	65,54
	POM4535/1	Pair of door knobs with grip, for 8/13.5 mm glass, B45 L36	Chrome	1 Pc	87,10
	POM4535/3	Pair of door knobs with grip, for 8/13.5 mm glass, B45 L36	Brushed nickel	1 Pc	89,58
	VETCIL35/1	Pair of door knobs with grip, for 8/12 mm glass, B51 L35	Chrome	1 Pc	78,60
	VETCIL35/2	Pair of door knobs with grip, for 8/12 mm glass, B51 L35	Gold	1 Pc	102,06
	VETCIL35/3	Pair of door knobs with grip, for 8/12 mm glass, B51 L35	Brushed nickel	1 Pc	78,60
	SP255/1	Pair of door knobs with grip, for 8/14 mm glass, B38 L40	Chrome	1 Pc	72,36
	SP255/2	Pair of door knobs with grip, for 8/14 mm glass, B38 L40	Gold	1 Pc	92,32
	SP255/4	Pair of door knobs with grip, for 8/14 mm glass, B38 L40	Bronze	1 Pc	92,32
	SP255/24	Pair of door knobs with grip, for 8/14 mm glass, B38 L40	Brushed steel effect	1 Pc	72,36
	SP255/R2	Pair of door knobs with grip, for 8/14 mm glass, B38 L40	RAL9005 Matt black	1 Pc	92,32
	SP2255/1	Pair of door knobs with grip, for 6/12 mm glass, B34 L25	Chrome	1 Pc	37,42
	SP2255/2	Pair of door knobs with grip, for 6/12 mm glass, B34 L25	Gold	1 Pc	47,42
	SP2255/4	Pair of door knobs with grip, for 6/12 mm glass, B34 L25	Bronze	1 Pc	47,42
	SP2255/24	Pair of door knobs with grip, for 6/12 mm glass, B34 L25	Brushed steel effect	1 Pc	37,42
	SP2255/R2	Pair of door knobs with grip, for 6/12 mm glass, B34 L25	RAL9005 Matt black	1 Pc	47,42
	SP2255GD/1	Pair of knurled door knobs with grip, for 6/12 mm glass, B34 L25	Chrome	1 Pc	39,90
	SP2255GD/2	Pair of knurled door knobs with grip, for 6/12 mm glass, B34 L25	Gold	1 Pc	49,90
	SP2255GD/4	Pair of knurled door knobs with grip, for 6/12 mm glass, B34 L25	Bronze	1 Pc	49,90
	SP2255GD/24	Pair of knurled door knobs with grip, for 6/12 mm glass, B34 L25	Brushed steel effect	1 Pc	39,90
	SP2255GD/R2	Pair of knurled door knobs with grip, for 6/12 mm glass, B34 L25	RAL9005 Matt black	1 Pc	49,90
	DQTS2525/1	Pair of door knobs with grip, 8/12 mm glass, B25 H25 L25	Chrome	1 Pc	53,40
	DQTS2525/2	Pair of door knobs with grip, 8/12 mm glass, B25 H25 L25	Gold	1 Pc	72,08
	DQTS2525/4	Pair of door knobs with grip, 8/12 mm glass, B25 H25 L25	Bronze	1 Pc	72,08
	DQTS2525/24	Pair of door knobs with grip, 8/12 mm glass, B25 H25 L25	Brushed steel effect	1 Pc	53,40
	DQTS2525/R2	Pair of door knobs with grip, 8/12 mm glass, B25 H25 L25	RAL9005 Matt black	1 Pc	72,08
	DQP2525/1	Pair of door knobs, for 8/15 mm glass, B25 H25 L25	Chrome	1 Pc	49,52
	DQP2525/2	Pair of door knobs, for 8/15 mm glass, B25 H25 L25	Gold	1 Pc	66,86
	DQP2525/3	Pair of door knobs, for 8/15 mm glass, B25 H25 L25	Brushed nickel	1 Pc	49,52
	DQP2525/4	Pair of door knobs, for 8/15 mm glass, B25 H25 L25	Bronze	1 Pc	66,86
	DQP2525/R2	Pair of door knobs, for 8/15 mm glass, B25 H25 L25	RAL9005 Matt black	1 Pc	80,88
	POM2525/1	Pair of long door knobs, for 8/15 mm glass, B25 H25 L44	Chrome	1 Pc	56,44
	POM2525/2	Pair of long door knobs, for 8/15 mm glass, B25 H25 L44	Gold	1 Pc	76,24
	POM2525/3	Pair of long door knobs, for 8/15 mm glass, B25 H25 L44	Brushed nickel	1 Pc	55,66
	POM2525/4	Pair of long door knobs, for 8/15 mm glass, B25 H25 L44	Bronze	1 Pc	76,24
	POM2525/R2	Pair of long door knobs, for 8/15 mm glass, B25 H25 L44	RAL9005 Matt black	1 Pc	87,34
	POM45PT/1	Pair of door knobs, for 8/15 mm glass, B40 L25	Chrome	1 Pc	62,32
	POM45PT/3	Pair of door knobs, for 8/15 mm glass, B40 L25	Brushed nickel	1 Pc	65,24

	Art.	Description	Finish	Qty	EURO
	POM01/1	Ball door knobs, for 6/15 mm glass, B20 L37	Chrome	1 Pc	10,70
	POM01/2	Ball door knobs, for 6/15 mm glass, B20 L37	Gold	1 Pc	8,14
	POM01/3	Ball door knobs, for 6/15 mm glass, B20 L37	Brushed nickel	1 Pc	10,30
	POM02/1	Ball door knobs, for 6/15 mm glass, B25 L33	Chrome	1 Pc	14,14
	POM02/2	Ball door knobs, for 6/15 mm glass, B25 L33	Gold	1 Pc	12,48
	POM02/3	Ball door knobs, for 6/15 mm glass, B25 L33	Brushed nickel	1 Pc	13,48
	POM03/1	Ball door knobs, for 6/19 mm glass, B30 L39	Chrome	1 Pc	21,64
	POM03/2	Ball door knobs, for 6/19 mm glass, B30 L39	Gold	1 Pc	18,34
	POM03/3	Ball door knobs, for 6/19 mm glass, B30 L39	Brushed nickel	1 Pc	20,66
	POM04/1	Ball door knobs, for 6/19 mm glass, B35 L45	Chrome	1 Pc	28,34
	POM04/2	Ball door knobs, for 6/19 mm glass, B35 L45	Gold	1 Pc	25,22
	POM04/3	Ball door knobs, for 6/19 mm glass, B35 L45	Brushed nickel	1 Pc	26,98
	POMPVC/1	Pair of door knobs with PVC head, for 6/15 mm glass, B30 L46	Chrome	1 Pc	60,22
	POMPVC/3	Pair of door knobs with PVC head, for 6/15 mm glass, B30 L46	Brushed nickel	1 Pc	62,16
	POM75/1	Pair of compressed satin glass door knobs, for 8/12 mm glass, B75 L60	Chrome	1 Pc	260,72
	POM75/2	Pair of compressed satin glass door knobs, for 8/12 mm glass, B75 L60	Gold	1 Pc	266,10
	POM75/3	Pair of compressed satin glass door knobs, for 8/12 mm glass, B75 L60	Brushed nickel	1 Pc	266,10
	POM65T/1	Pair of transparent glass ball door knobs, for 8/12 mm glass, B65 L90	Chrome	1 Pc	235,80
	POM65T/2	Pair of transparent glass ball door knobs, for 8/12 mm glass, B65 L90	Gold	1 Pc	241,16
	POM65T/3	Pair of transparent glass ball door knobs, for 8/12 mm glass, B65 L90	Brushed nickel	1 Pc	241,16
	POM65S/1	Pair of satin glass ball door knobs, for 8/12 mm glass, B65 L90	Chrome	1 Pc	255,32
	POM65S/2	Pair of satin glass ball door knobs, for 8/12 mm glass, B65 L90	Gold	1 Pc	260,72
	POM65S/3	Pair of satin glass ball door knobs, for 8/12 mm glass, B65 L90	Brushed nickel	1 Pc	260,72
	POM90540T/1	Arius series transparent glass ball door knob, B40 L57	Chrome	1 Pc	94,22
	POM90540T/2	Arius series transparent glass ball door knob, B40 L57	Gold	1 Pc	98,40
	POM90555T/1	Arius series transparent glass ball door knob, B55 L78	Chrome	1 Pc	259,66
	POM90555T/2	Arius series transparent glass ball door knob, B55 L78	Gold	1 Pc	285,24
	POM45T/1	Pair of compressed transparent glass door knobs, for 5/8 mm glass, B46 L41	Chrome	1 Pc	92,84
	POM45T/2	Pair of compressed transparent glass door knobs, for 5/8 mm glass, B46 L41	Gold	1 Pc	94,86
	POM45T/3	Pair of compressed transparent glass door knobs, for 5/8 mm glass, B46 L41	Brushed nickel	1 Pc	97,46
	POM45S/1	Pair of compressed satin glass door knobs, for 5/8 mm glass, B46 L41	Chrome	1 Pc	99,34
	POM45S/2	Pair of compressed satin glass door knobs, for 5/8 mm glass, B46 L41	Gold	1 Pc	101,78
	POM45S/3	Pair of compressed satin glass door knobs, for 5/8 mm glass, B46 L41	Brushed nickel	1 Pc	103,98
	POMBD40T/1	Pair of transparent glass ball door knobs, for 8/10 mm glass, B40 L48	Chrome	1 Pc	92,76
	POMBD40T/2	Pair of transparent glass ball door knobs, for 8/10 mm glass, B40 L48	Gold	1 Pc	94,40
	POMBD40T/3	Pair of transparent glass ball door knobs, for 8/10 mm glass, B40 L48	Brushed nickel	1 Pc	96,00
	POMBD40S/1	Pair of satin glass ball door knobs, for 8/10 mm glass, B40 L48	Chrome	1 Pc	99,88
	POMBD40S/2	Pair of satin glass ball door knobs, for 8/10 mm glass, B40 L48	Gold	1 Pc	101,38
	POMBD40S/3	Pair of satin glass ball door knobs, for 8/10 mm glass, B40 L48	Brushed nickel	1 Pc	103,32



Art.	Description	Finish	Qty	EURO
POMVE20T/1	Transparent glass ball door knob, B20 L32	Chrome	1 Pc	37,18
POMVE20T/2	Transparent glass ball door knob, B20 L32	Gold	1 Pc	37,92
POMVE20T/3	Transparent glass ball door knob, B20 L32	Brushed nickel	1 Pc	39,02
POMVE20S/1	Satin glass ball door knob, B20 L32	Chrome	1 Pc	39,24
POMVE20S/2	Satin glass ball door knob, B20 L32	Gold	1 Pc	39,86
POMVE20S/3	Satin glass ball door knob, B20 L32	Brushed nickel	1 Pc	41,10
POMVE25T/1	Transparent glass ball door knob, B25 L38	Chrome	1 Pc	37,92
POMVE25T/2	Transparent glass ball door knob, B25 L38	Gold	1 Pc	38,94
POMVE25T/3	Transparent glass ball door knob, B25 L38	Brushed nickel	1 Pc	39,82
POMVE25S/1	Satin glass ball door knob, B25 L38	Chrome	1 Pc	39,86
POMVE25S/2	Satin glass ball door knob, B25 L38	Gold	1 Pc	40,72
POMVE25S/3	Satin glass ball door knob, B25 L38	Brushed nickel	1 Pc	41,76
POMVE30T/1	Transparent glass ball door knob, B30 L42	Chrome	1 Pc	37,92
POMVE30T/2	Transparent glass ball door knob, B30 L42	Gold	1 Pc	38,94
POMVE30T/3	Transparent glass ball door knob, B30 L42	Brushed nickel	1 Pc	39,82
POMVE30S/1	Satin glass ball door knob, B30 L42	Chrome	1 Pc	39,86
POMVE30S/2	Satin glass ball door knob, B30 L42	Gold	1 Pc	40,72
POMVE30S/3	Satin glass ball door knob, B30 L42	Brushed nickel	1 Pc	41,76

BALUSTRADES

OUTDOORS

INDOORS

PRICE LIST **SHOWERS**

- 1
- 2
- 3
- 4**
- 5
- 6

Sliding showers

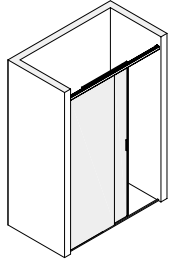
Hinged showers

Open showers

Accessories for shower walls

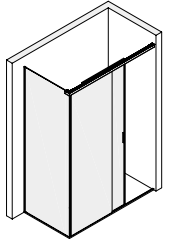
SHOWERS

BALUSTRADES



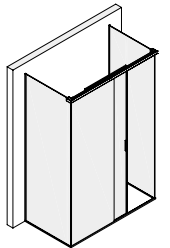
Art.	Description	Finish	Qty	EURO
G35U10STP/6	Wall/wall kit with frame profile for fixed glass with mechanical stop, 8 mm glass	Matt black	1 Pc	678,84
G35U10STP/88	Wall/wall kit with frame profile for fixed glass with mechanical stop, 8 mm glass	Brushed steel effect alu.	1 Pc	650,32
G35U10STP/91	Wall/wall kit with frame profile for fixed glass with mechanical stop, 8 mm glass	Polished aluminium	1 Pc	616,22
G35U10STP/97	Wall/wall kit with frame profile for fixed glass with mechanical stop, 8 mm glass	Matt aluminium	1 Pc	586,16
G35U10DMP/6	Wall/wall kit with frame profile for fixed glass with softbreak, 8 mm glass	Matt black	1 Pc	797,64
G35U10DMP/88	Wall/wall kit with frame profile for fixed glass with softbreak, 8 mm glass	Brushed steel effect alu.	1 Pc	771,50
G35U10DMP/91	Wall/wall kit with frame profile for fixed glass with softbreak, 8 mm glass	Polished aluminium	1 Pc	731,32
G35U10DMP/97	Wall/wall kit with frame profile for fixed glass with softbreak, 8 mm glass	Matt aluminium	1 Pc	685,96

OUTDOORS



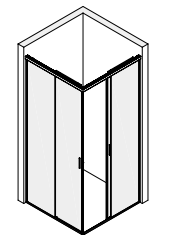
G35U20STP/6	Wall/glass kit with frame profile for fixed glass with mechanical stop, 8 mm glass	Matt black	1 Pc	895,04
G35U20STP/88	Wall/glass kit with frame profile for fixed glass with mechanical stop, 8 mm glass	Brushed steel effect alu.	1 Pc	840,40
G35U20STP/91	Wall/glass kit with frame profile for fixed glass with mechanical stop, 8 mm glass	Polished aluminium	1 Pc	796,80
G35U20STP/97	Wall/glass kit with frame profile for fixed glass with mechanical stop, 8 mm glass	Matt aluminium	1 Pc	785,76
G35U20DMP/6	Wall/glass kit with frame profile for fixed glass with softbreak, 8 mm glass	Matt black	1 Pc	1.013,84
G35U20DMP/88	Wall/glass kit with frame profile for fixed glass with softbreak, 8 mm glass	Brushed steel effect alu.	1 Pc	959,20
G35U20DMP/91	Wall/glass kit with frame profile for fixed glass with softbreak, 8 mm glass	Polished aluminium	1 Pc	909,66
G35U20DMP/97	Wall/glass kit with frame profile for fixed glass with softbreak, 8 mm glass	Matt aluminium	1 Pc	876,04

INDOORS

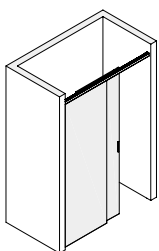


G35U30STP/6	Glass/glass kit with frame profile for fixed glass with mechanical stop, 8 mm glass	Matt black	1 Pc	1.111,26
G35U30STP/88	Glass/glass kit with frame profile for fixed glass with mechanical stop, 8 mm glass	Brushed steel effect alu.	1 Pc	1.028,10
G35U30STP/91	Glass/glass kit with frame profile for fixed glass with mechanical stop, 8 mm glass	Polished aluminium	1 Pc	975,10
G35U30STP/97	Glass/glass kit with frame profile for fixed glass with mechanical stop, 8 mm glass	Matt aluminium	1 Pc	949,70
G35U30DMP/6	Glass/glass kit with frame profile for fixed glass with softbreak, 8 mm glass	Matt black	1 Pc	1.230,06
G35U30DMP/88	Glass/glass kit with frame profile for fixed glass with softbreak, 8 mm glass	Brushed steel effect alu.	1 Pc	1.146,90
G35U30DMP/91	Glass/glass kit with frame profile for fixed glass with softbreak, 8 mm glass	Polished aluminium	1 Pc	1.087,96
G35U30DMP/97	Glass/glass kit with frame profile for fixed glass with softbreak, 8 mm glass	Matt aluminium	1 Pc	1.016,22

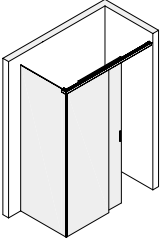
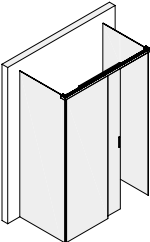
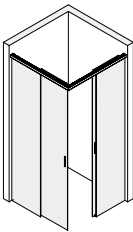





SHOWERS



G35U40STP/6	Wall/corner/wall kit with frame profile for fixed glass + mech. stop, 8 mm glass	Matt black	1 Pc	1.417,76
G35U40STP/88	Wall/corner/wall kit with frame profile for fixed glass + mech. stop, 8 mm glass	Brushed steel effect alu.	1 Pc	1.336,98
G35U40STP/91	Wall/corner/wall kit with frame profile for fixed glass + mech. stop, 8 mm glass	Polished aluminium	1 Pc	1.268,54
G35U40STP/97	Wall/corner/wall kit with frame profile for fixed glass + mech. stop, 8 mm glass	Matt aluminium	1 Pc	1.203,92
G35U40DMP/6	Wall/corner/wall kit with frame profile for fixed glass with softbreak, 8 mm glass	Matt black	1 Pc	1.536,56
G35U40DMP/88	Wall/corner/wall kit with frame profile for fixed glass with softbreak, 8 mm glass	Brushed steel effect alu.	1 Pc	1.455,78
G35U40DMP/91	Wall/corner/wall kit with frame profile for fixed glass with softbreak, 8 mm glass	Polished aluminium	1 Pc	1.381,40
G35U40DMP/97	Wall/corner/wall kit with frame profile for fixed glass with softbreak, 8 mm glass	Matt aluminium	1 Pc	1.296,60





G35S10STP/6	Wall/wall kit for sealed fixed glass with mechanical stop, 8 mm glass	Matt black	1 Pc	548,16
G35S10STP/88	Wall/wall kit for sealed fixed glass with mechanical stop, 8 mm glass	Brushed steel effect alu.	1 Pc	588,54
G35S10STP/91	Wall/wall kit for sealed fixed glass with mechanical stop, 8 mm glass	Polished aluminium	1 Pc	550,74
G35S10STP/97	Wall/wall kit for sealed fixed glass with mechanical stop, 8 mm glass	Matt aluminium	1 Pc	531,52
G35S10DMP/6	Wall/wall kit for sealed fixed glass with softbreak, 8 mm glass	Matt black	1 Pc	643,20
G35S10DMP/88	Wall/wall kit for sealed fixed glass with softbreak, 8 mm glass	Brushed steel effect alu.	1 Pc	697,84
G35S10DMP/91	Wall/wall kit for sealed fixed glass with softbreak, 8 mm glass	Polished aluminium	1 Pc	652,32
G35S10DMP/97	Wall/wall kit for sealed fixed glass with softbreak, 8 mm glass	Matt aluminium	1 Pc	621,80

	Art.	Description	Finish	Qty	EURO
	G35S20STP/6	Wall/glass kit for sealed fixed glass with mechanical stop, 8 mm glass	Matt black	1 Pc	671,70
	G35S20STP/88	Wall/glass kit for sealed fixed glass with mechanical stop, 8 mm glass	Brushed steel effect alu.	1 Pc	716,84
	G35S20STP/91	Wall/glass kit for sealed fixed glass with mechanical stop, 8 mm glass	Polished aluminium	1 Pc	665,88
	G35S20STP/97	Wall/glass kit for sealed fixed glass with mechanical stop, 8 mm glass	Matt aluminium	1 Pc	669,32
	G35S20DMP/6	Wall/glass kit for sealed fixed glass with softbreak, 8 mm glass	Matt black	1 Pc	764,36
	G35S20DMP/88	Wall/glass kit for sealed fixed glass with softbreak, 8 mm glass	Brushed steel effect alu.	1 Pc	821,40
	G35S20DMP/91	Wall/glass kit for sealed fixed glass with softbreak, 8 mm glass	Polished aluminium	1 Pc	765,18
	G35S20DMP/97	Wall/glass kit for sealed fixed glass with softbreak, 8 mm glass	Matt aluminium	1 Pc	750,12
	G35S30STP/6	Glass/glass kit for sealed fixed glass with mechanical stop, 8 mm glass	Matt black	1 Pc	728,72
	G35S30STP/88	Glass/glass kit for sealed fixed glass with mechanical stop, 8 mm glass	Brushed steel effect alu.	1 Pc	807,14
	G35S30STP/91	Glass/glass kit for sealed fixed glass with mechanical stop, 8 mm glass	Polished aluminium	1 Pc	742,62
	G35S30STP/97	Glass/glass kit for sealed fixed glass with mechanical stop, 8 mm glass	Matt aluminium	1 Pc	745,36
	G35S30DMP/6	Glass/glass kit for sealed fixed glass with softbreak damper	Matt black	1 Pc	811,88
	G35S30DMP/88	Glass/glass kit for sealed fixed glass with softbreak damper	Brushed steel effect alu.	1 Pc	906,92
	G35S30DMP/91	Glass/glass kit for sealed fixed glass with softbreak damper	Polished aluminium	1 Pc	835,16
	G35S30DMP/97	Glass/glass kit for sealed fixed glass with softbreak damper	Matt aluminium	1 Pc	800,00
	G35S40STP/6	Wall/corner/wall kit for sealed fixed panes with mechanical stop, 8 mm glass	Matt black	1 Pc	1.106,52
	G35S40STP/88	Wall/corner/wall kit for sealed fixed panes with mechanical stop, 8 mm glass	Brushed steel effect alu.	1 Pc	1.175,42
	G35S40STP/91	Wall/corner/wall kit for sealed fixed panes with mechanical stop, 8 mm glass	Polished aluminium	1 Pc	1.101,52
	G35S40STP/97	Wall/corner/wall kit for sealed fixed panes with mechanical stop, 8 mm glass	Matt aluminium	1 Pc	1.063,74
	G35S40DMP/6	Wall/corner/wall kit for sealed fixed glass with softbreak, 8 mm glass	Matt black	1 Pc	1.199,18
	G35S40DMP/88	Wall/corner/wall kit for sealed fixed glass with softbreak, 8 mm glass	Brushed steel effect alu.	1 Pc	1.279,96
	G35S40DMP/91	Wall/corner/wall kit for sealed fixed glass with softbreak, 8 mm glass	Polished aluminium	1 Pc	1.200,82
	G35S40DMP/97	Wall/corner/wall kit for sealed fixed glass with softbreak, 8 mm glass	Matt aluminium	1 Pc	1.144,52
	G35KIT01	Clamp GOCCIA35, for 6/8 mm glass		1 Pc	82,46
	G35KIT02	Fixed glass mounting kit, for 6/8 mm glass		1 Pc	14,00
	G35KIT03/6	Kit of 2 wall fixings	Matt black	1 Pc	58,70
	G35KIT03/88	Kit of 2 wall fixings	Brushed steel effect alu.	1 Pc	63,44
	G35KIT03/91	Kit of 2 wall fixings	Polished aluminium	1 Pc	56,32
	G35KIT03/97	Kit of 2 wall fixings	Matt aluminium	1 Pc	63,44
	G35KIT04/6	Glass fixing kit	Matt black	1 Pc	108,60
	G35KIT04/88	Glass fixing kit	Brushed steel effect alu.	1 Pc	132,36
	G35KIT04/91	Glass fixing kit	Polished aluminium	1 Pc	108,60
	G35KIT04/97	Glass fixing kit	Matt aluminium	1 Pc	120,48
	G35KIT05/6	Corner junction kit	Matt black	1 Pc	87,20
	G35KIT05/88	Corner junction kit	Brushed steel effect alu.	1 Pc	99,08
	G35KIT05/91	Corner junction kit	Polished aluminium	1 Pc	91,96
	G35KIT05/97	Corner junction kit	Matt aluminium	1 Pc	84,84
	G35KIT06/6	2 open caps for door for 6/8 mm glass	Matt black	1 Pc	16,54
	G35KIT06/88	2 open caps for door for 6/8 mm glass	Brushed steel effect alu.	1 Pc	20,32
	G35KIT06/91	2 open caps for door for 6/8 mm glass	Polished aluminium	1 Pc	14,00
	G35KIT06/97	2 open caps for door for 6/8 mm glass	Matt aluminium	1 Pc	20,32

SHOWERS

BALUSTRADES

	Art.	Description	Finish	Qty	EURO
	G35KIT07/6	Kit of 2 stops	Matt black	1 Pc	56,32
	G35KIT07/88	Kit of 2 stops	Brushed steel effect alu.	1 Pc	58,70
	G35KIT07/91	Kit of 2 stops	Polished aluminium	1 Pc	53,94
	G35KIT07/97	Kit of 2 stops	Matt aluminium	1 Pc	58,70
	G35KIT08	Damper kit		1 Pc	61,08






OUTDOORS

	LM3538.100/6	Track, L996	Matt black	1 Pc	77,70
	LM3538.100/88	Track, L996	Brushed steel effect alu.	1 Pc	89,58
	LM3538.100/91	Track, L996	Polished aluminium	1 Pc	89,58
	LM3538.100/97	Track, L996	Matt aluminium	1 Pc	70,58
	LM3538.150/6	Track, L1498	Matt black	1 Pc	101,46
	LM3538.150/88	Track, L1498	Brushed steel effect alu.	1 Pc	120,48
	LM3538.150/91	Track, L1498	Polished aluminium	1 Pc	120,48
	LM3538.150/97	Track, L1498	Matt aluminium	1 Pc	94,34
	LM3538.200/6	Track, L1998	Matt black	1 Pc	120,64
	LM3538.200/88	Track, L1998	Brushed steel effect alu.	1 Pc	150,24
	LM3538.200/91	Track, L1998	Polished aluminium	1 Pc	148,46
	LM3538.200/97	Track, L1998	Matt aluminium	1 Pc	116,52
	LM3538.300/6	Track, L3000	Matt black	1 Pc	165,62
	LM3538.300/88	Track, L3000	Brushed steel effect alu.	1 Pc	206,00
	LM3538.300/91	Track, L3000	Polished aluminium	1 Pc	206,00
	LM3538.300/97	Track, L3000	Matt aluminium	1 Pc	158,48

INDOORS

	LM3515.075/6	Cover for track, H37.5 L746	Matt black	1 Pc	31,98
	LM3515.075/88	Cover for track, H37.5 L746	Brushed steel effect alu.	1 Pc	36,90
	LM3515.075/91	Cover for track, H37.5 L746	Polished aluminium	1 Pc	36,90
	LM3515.075/97	Cover for track, H37.5 L746	Matt aluminium	1 Pc	24,60
	LM3515.10045/6	Cover for track 45°, H37.5 L1086	Matt black	1 Pc	36,90
	LM3515.10045/88	Cover for track 45°, H37.5 L1086	Brushed steel effect alu.	1 Pc	48,98
	LM3515.10045/91	Cover for track 45°, H37.5 L1086	Polished aluminium	1 Pc	48,98
	LM3515.10045/97	Cover for track 45°, H37.5 L1086	Matt aluminium	1 Pc	29,50
	LM3515.150/6	Cover for track, H37.5 L1498	Matt black	1 Pc	41,82
	LM3515.150/88	Cover for track, H37.5 L1498	Brushed steel effect alu.	1 Pc	61,08
	LM3515.150/91	Cover for track, H37.5 L1498	Polished aluminium	1 Pc	61,08
	LM3515.150/97	Cover for track, H37.5 L1498	Matt aluminium	1 Pc	34,44
	LM3515.15045/6	Cover for track 45°, H37.5 L1588	Matt black	1 Pc	42,70
	LM3515.15045/88	Cover for track 45°, H37.5 L1588	Brushed steel effect alu.	1 Pc	70,38
	LM3515.15045/91	Cover for track 45°, H37.5 L1588	Polished aluminium	1 Pc	63,96
	LM3515.15045/97	Cover for track 45°, H37.5 L1588	Matt aluminium	1 Pc	37,36
	LM3515.200/6	Cover for track, H37.5 L1998	Matt black	1 Pc	43,60
	LM3515.200/88	Cover for track, H37.5 L1998	Brushed steel effect alu.	1 Pc	79,68
	LM3515.200/91	Cover for track, H37.5 L1998	Polished aluminium	1 Pc	66,86
	LM3515.200/97	Cover for track, H37.5 L1998	Matt aluminium	1 Pc	40,30
	LM3515.300/6	Cover for track, H37.5 L3000	Matt black	1 Pc	46,72
	LM3515.300/88	Cover for track, H37.5 L3000	Brushed steel effect alu.	1 Pc	84,84
	LM3515.300/91	Cover for track, H37.5 L3000	Polished aluminium	1 Pc	84,84
	LM3515.300/97	Cover for track, H37.5 L3000	Matt aluminium	1 Pc	41,82

SHOWERS

	Art.	Description	Finish	Qty	EURO
	PBD3183.150/6	U profile, B16 H15 L1498	Matt black	1 Pc	93,40
	PBD3183.150/88	U profile, B16 H15 L1498	Brushed steel effect alu.	1 Pc	50,02
	PBD3183.150/91	U profile, B16 H15 L1498	Polished aluminium	1 Pc	52,88
	PBD3183.150/97	U profile, B16 H15 L1498	Matt aluminium	1 Pc	47,94
	PBD3183.220/6	U profile, B16 H15 L2200	Matt black	1 Pc	116,80
	PBD3183.220/88	U profile, B16 H15 L2200	Brushed steel effect alu.	1 Pc	51,78
	PBD3183.220/91	U profile, B16 H15 L2200	Polished aluminium	1 Pc	56,04
	PBD3183.220/97	U profile, B16 H15 L2200	Matt aluminium	1 Pc	48,70
	PBD3183/6	U profile, B16 H15 L3000	Matt black	1 Pc	140,18
	PBD3183/88	U profile, B16 H15 L3000	Brushed steel effect alu.	1 Pc	53,54
PBD3183/91	U profile, B16 H15 L3000	Polished aluminium	1 Pc	59,18	
PBD3183/97	U profile, B16 H15 L3000	Matt aluminium	1 Pc	49,44	
	PBD3184.100/6	Rounded upper profile, B16 H13.5 L992	Matt black	1 Pc	55,12
	PBD3184.100/88	Rounded upper profile, B16 H13.5 L992	Brushed steel effect alu.	1 Pc	22,48
	PBD3184.100/91	Rounded upper profile, B16 H13.5 L992	Polished aluminium	1 Pc	25,82
	PBD3184.100/97	Rounded upper profile, B16 H13.5 L992	Matt aluminium	1 Pc	21,74
	PBD3184.150/6	Rounded upper profile, B16 H13.5 L1498	Matt black	1 Pc	76,16
	PBD3184.150/88	Rounded upper profile, B16 H13.5 L1498	Brushed steel effect alu.	1 Pc	26,82
	PBD3184.150/91	Rounded upper profile, B16 H13.5 L1498	Polished aluminium	1 Pc	32,94
	PBD3184.150/97	Rounded upper profile, B16 H13.5 L1498	Matt aluminium	1 Pc	26,60
	PBD3184/6	Rounded upper profile, B16 H13.5 L3000	Matt black	1 Pc	128,18
	PBD3184/88	Rounded upper profile, B16 H13.5 L3000	Brushed steel effect alu.	1 Pc	30,40
PBD3184/91	Rounded upper profile, B16 H13.5 L3000	Polished aluminium	1 Pc	42,60	
PBD3184/97	Rounded upper profile, B16 H13.5 L3000	Matt aluminium	1 Pc	28,22	
	PBDTP/6	Rounded cap, B16 H17 L1	Matt black	1 Pc	14,20
	PBDTP/88	Rounded cap, B16 H17 L1	Brushed steel effect alu.	1 Pc	18,00
	PBDTP/91	Rounded cap, B16 H17 L1	Polished aluminium	1 Pc	18,00
	PBDTP/97	Rounded cap, B16 H17 L1	Matt aluminium	1 Pc	10,34
	PBD3186.100/6	Flat upper profile, B16 H13.5 L992	Matt black	1 Pc	55,12
	PBD3186.100/88	Flat upper profile, B16 H13.5 L992	Brushed steel effect alu.	1 Pc	22,48
	PBD3186.100/91	Flat upper profile, B16 H13.5 L992	Polished aluminium	1 Pc	25,82
	PBD3186.100/97	Flat upper profile, B16 H13.5 L992	Matt aluminium	1 Pc	21,74
	PBD3186.150/6	Flat upper profile, B16 H13.5 L1498	Matt black	1 Pc	76,16
	PBD3186.150/88	Flat upper profile, B16 H13.5 L1498	Brushed steel effect alu.	1 Pc	26,82
	PBD3186.150/91	Flat upper profile, B16 H13.5 L1498	Polished aluminium	1 Pc	32,94
	PBD3186.150/97	Flat upper profile, B16 H13.5 L1498	Matt aluminium	1 Pc	26,60
	PBD3186/6	Flat upper profile, B16 H13.5 L3000	Matt black	1 Pc	128,18
	PBD3186/88	Flat upper profile, B16 H13.5 L3000	Brushed steel effect alu.	1 Pc	30,40
PBD3186/91	Flat upper profile, B16 H13.5 L3000	Polished aluminium	1 Pc	42,60	
PBD3186/97	Flat upper profile, B16 H13.5 L3000	Matt aluminium	1 Pc	28,22	
	PBD86TP/6	Flat cap, B16 H17 L1	Matt black	1 Pc	14,20
	PBD86TP/88	Flat cap, B16 H17 L1	Brushed steel effect alu.	1 Pc	18,00
	PBD86TP/91	Flat cap, B16 H17 L1	Polished aluminium	1 Pc	18,00
	PBD86TP/97	Flat cap, B16 H17 L1	Matt aluminium	1 Pc	10,34

SHOWERS









BALUSTRADES

OUTDOORS

INDOORS


SHOWERS

	Art.	Description	Finish	Qty	EURO	
	PESQ0810.075/6	Water barrier profile, for 6/10 mm glass, L747	Matt black	1 Pc	20,46	
	PESQ0810.075/88	Water barrier profile, for 6/10 mm glass, L747	Brushed steel effect alu.	1 Pc	20,22	
	PESQ0810.075/91	Water barrier profile, for 6/10 mm glass, L747	Polished aluminium	1 Pc	23,50	
	PESQ0810.075/97	Water barrier profile, for 6/10 mm glass, L747	Matt aluminium	1 Pc	19,40	
	PESQ0810.150/6	Water barrier profile, for 6/10 mm glass, L1498	Matt black	1 Pc	30,64	
	PESQ0810.150/88	Water barrier profile, for 6/10 mm glass, L1498	Brushed steel effect alu.	1 Pc	30,16	
	PESQ0810.150/91	Water barrier profile, for 6/10 mm glass, L1498	Polished aluminium	1 Pc	36,50	
	PESQ0810.150/97	Water barrier profile, for 6/10 mm glass, L1498	Matt aluminium	1 Pc	28,62	
	PESQ0810.300/6	Water barrier profile, for 6/10 mm glass, L3000	Matt black	1 Pc	43,42	
	PESQ0810.300/88	Water barrier profile, for 6/10 mm glass, L3000	Brushed steel effect alu.	1 Pc	42,44	
	PESQ0810.300/91	Water barrier profile, for 6/10 mm glass, L3000	Polished aluminium	1 Pc	54,92	
	PESQ0810.300/97	Water barrier profile, for 6/10 mm glass, L3000	Matt aluminium	1 Pc	39,40	
	GM05	Balloon gasket, for 6/8 mm glass, L2000	Transparent	1 Pc	19,82	
	GM0522	Balloon gasket, for 6/8 mm glass, L2200	Transparent	1 Pc	21,84	
	GM052500	Balloon gasket, for 6/8 mm glass, L2500	Transparent	1 Pc	24,78	
	GM0530	Balloon gasket, for 6/8 mm glass, L3000	Transparent	1 Pc	28,80	
	GM62SX	Left magnetic 45° gasket with white magnet, for 6/8 mm glass, L2200	Transparent	1 Pc	36,78	
	GM6230SX	Left magnetic 45° gasket with white magnet, for 6/8 mm glass, L3000	Transparent	1 Pc	50,16	
	GM62DX	Right magnetic 45° gasket with white magnet, for 6/8 mm glass, L2200	Transparent	1 Pc	36,78	
	GM6230DX	Right magnetic 45° gasket with white magnet, for 6/8 mm glass, L3000	Transparent	1 Pc	50,16	
	GM702020	Gasket with side lip, for 6/8 mm glass, L2000	Transparent	1 Pc	21,68	
	GM702022	Gasket with side lip, for 6/8 mm glass, L2200	Transparent	1 Pc	23,84	
	GM702030	Gasket with side lip, for 6/8 mm glass, L3000	Transparent	1 Pc	31,50	
	GTUP2	Glass holder seal, H2	Transparent	1 m	1,38	
	GTUP3	Glass holder seal, H3	Transparent	1 m	1,56	
	GTUP4	Glass holder seal, H4	Transparent	1 m	1,92	
	GTUP5	Glass holder seal, H5	Transparent	1 m	2,66	
	GTUP6	Glass holder seal, H6	Transparent	1 m	3,76	
	GTUP2G	Glass holder seal, H2	Embossed	1 m	2,04	
	GTUP3G	Glass holder seal, H3	Embossed	1 m	2,32	
	GTUP4G	Glass holder seal, H4	Embossed	1 m	2,60	
	GTUP5G	Glass holder seal, H5	Embossed	1 m	2,94	
	GTUP6G	Glass holder seal, H6	Embossed	1 m	4,34	
	GTUP2N	Glass holder seal, H2	Matt black	1 m	1,38	
	GTUP3N	Glass holder seal, H3	Matt black	1 m	1,56	
	GTUP4N	Glass holder seal, H4	Matt black	1 m	1,92	
	GTUP5N	Glass holder seal, H5	Matt black	1 m	2,66	
	GTUP6N	Glass holder seal, H6	Matt black	1 m	3,76	
		GM11SX	Left magnetic in-line gasket with black magnet, for 6/8 mm glass, L2000	Embossed	1 Pc	31,74
		GM11SX2500	Left magnetic in-line gasket with black magnet, for 6/8 mm glass, L2500	Embossed	1 Pc	39,72
		GM11DX	Right magnetic in-line gasket with black magnet, for 6/8 mm glass, L2000	Embossed	1 Pc	31,74
GM11DX2500		Right magnetic in-line gasket with black magnet, for 6/8 mm glass, L2500	Embossed	1 Pc	39,72	
	PBCAL10/91	Magnetic extension profile, L2300	Polished aluminium	1 Pc	158,66	


	Art.	Description	Finish	Qty	EURO
	DCU206SCT/1	Snap floor guide for glass with profile, for 6 mm glass, B43 H16.5 L35	Chrome	1 Pc	79,54
	DCU206SCT/24	Snap floor guide for glass with profile, for 6 mm glass, B43 H16.5 L35	Brushed steel effect	1 Pc	63,14
	DCU206SCT/97	Snap floor guide for glass with profile, for 6 mm glass, B43 H16.5 L35	Matt aluminium	1 Pc	51,20
	DCU206SCT/R2	Snap floor guide for glass with profile, for 6 mm glass, B43 H16.5 L35	RAL9005 Matt black	1 Pc	44,48
	DCU208SCT/1	Snap floor guide for glass with profile, for 8 mm glass, B45 H16.5 L35	Chrome	1 Pc	79,54
	DCU208SCT/24	Snap floor guide for glass with profile, for 8 mm glass, B45 H16.5 L35	Brushed steel effect	1 Pc	63,14
	DCU208SCT/97	Snap floor guide for glass with profile, for 8 mm glass, B45 H16.5 L35	Matt aluminium	1 Pc	51,20
	DCU208SCT/R2	Snap floor guide for glass with profile, for 8 mm glass, B45 H16.5 L35	RAL9005 Matt black	1 Pc	44,48
	DCU206/6	Floor guide for glass with profile, for 6 mm glass, B26.8 H15 L35	Matt black	1 Pc	44,48
	DCU206/88	Floor guide for glass with profile, for 6 mm glass, B26.8 H15 L35	Brushed steel effect alu.	1 Pc	63,14
	DCU206/91	Floor guide for glass with profile, for 6 mm glass, B26.8 H15 L35	Polished aluminium	1 Pc	79,54
	DCU206/97	Floor guide for glass with profile, for 6 mm glass, B26.8 H15 L35	Matt aluminium	1 Pc	51,20
	DCU208/6	Floor guide for glass with profile, for 8 mm glass, B28.8 H15 L35	Matt black	1 Pc	44,48
	DCU208/88	Floor guide for glass with profile, for 8 mm glass, B28.8 H15 L35	Brushed steel effect alu.	1 Pc	63,14
	DCU208/91	Floor guide for glass with profile, for 8 mm glass, B28.8 H15 L35	Polished aluminium	1 Pc	79,54
	DCU208/97	Floor guide for glass with profile, for 8 mm glass, B28.8 H15 L35	Matt aluminium	1 Pc	51,20
	DCS206/6	Floor guide for sealed glass and drip flap, for 6 mm glass, B35.8 H15 L35	Matt black	1 Pc	44,48
	DCS206/88	Floor guide for sealed glass and drip flap, for 6 mm glass, B35.8 H15 L35	Brushed steel effect alu.	1 Pc	63,14
	DCS206/91	Floor guide for sealed glass and drip flap, for 6 mm glass, B35.8 H15 L35	Polished aluminium	1 Pc	79,54
	DCS206/97	Floor guide for sealed glass and drip flap, for 6 mm glass, B35.8 H15 L35	Matt aluminium	1 Pc	51,20
	DCS208/6	Floor guide for sealed glass and drip flap, for 8 mm glass, B37.8 H15 L35	Matt black	1 Pc	44,48
	DCS208/88	Floor guide for sealed glass and drip flap, for 8 mm glass, B37.8 H15 L35	Brushed steel effect alu.	1 Pc	63,14
	DCS208/91	Floor guide for sealed glass and drip flap, for 8 mm glass, B37.8 H15 L35	Polished aluminium	1 Pc	79,54
	DCS208/97	Floor guide for sealed glass and drip flap, for 8 mm glass, B37.8 H15 L35	Matt aluminium	1 Pc	51,20
	GM880607	Gasket with drip flap, for 6 mm glass, L750	Transparent	1 Pc	15,24
	GM880615	Gasket with drip flap, for 6 mm glass, L1500	Transparent	1 Pc	29,50
	GM900807	Gasket with drip flap, for 8 mm glass, L750	Transparent	1 Pc	25,30
	GM900815	Gasket with drip flap, for 8 mm glass, L1500	Transparent	1 Pc	50,58
	DCC90/1	Corner junction for PBD-LMU profile, B20 H17 L20	Chrome	1 Pc	29,22
	DCC90/6	Corner junction for PBD-LMU profile, B20 H17 L20	Matt black	1 Pc	39,62
	DCC90/24	Corner junction for PBD-LMU profile, B20 H17 L20	Brushed steel effect	1 Pc	36,32
	DCC90/97	Corner junction for PBD-LMU profile, B20 H17 L20	Matt aluminium	1 Pc	52,36
	DCC90SQ/1	Flat corner junction for PBD-LMU profile, B20 H17 L20	Chrome	1 Pc	29,22
	DCC90SQ/6	Flat corner junction for PBD-LMU profile, B20 H17 L20	Matt black	1 Pc	39,62
	DCC90SQ/24	Flat corner junction for PBD-LMU profile, B20 H17 L20	Brushed steel effect	1 Pc	36,32
	DCC90SQ/97	Flat corner junction for PBD-LMU profile, B20 H17 L20	Matt aluminium	1 Pc	52,36
	GOC009	Half round adhesive protectors, B8 H3, 288-pc pack	Transparent	1 Pc	47,92
	SPE2392	Plastic shims, B10 H2 L30	Red	1 kg	15,64
	SPE2393	Plastic shims, B10 H3 L30	Yellow	1 kg	15,64
	SPE2394	Plastic shims, B10 H4 L30	Matt black	1 kg	15,64
	SPE2395	Plastic shims, B10 H5 L30	White	1 kg	15,64
	SPE2397	Plastic shims, B10 H7 L30	Green	1 kg	15,64


SHOWERS

BALUSTRADES

	Art.	Description	Finish	Qty	EURO
	MAN500V150/88	Adhesive handle, B11.5 H150 L8	Brushed steel effect alu.	1 Pc	35,72
	MAN500V150/91	Adhesive handle, B11.5 H150 L8	Polished aluminium	1 Pc	41,84
	MAN500V150/97	Adhesive handle, B11.5 H150 L8	Matt aluminium	1 Pc	27,90
	MAN500V150/R2	Adhesive handle, B11.5 H150 L8	RAL9005 Matt black	1 Pc	44,46

OUTDOORS

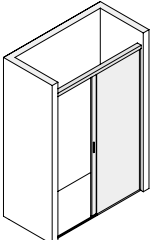
	HAND6640VHB/1	Adhesive handle, B40 H66 L8	Chrome	1 Pc	58,72
	HAND6640VHB/91	Adhesive handle, B40 H66 L8	Polished aluminium	1 Pc	43,70
	HAND6640VHB/97	Adhesive handle, B40 H66 L8	Matt aluminium	1 Pc	36,06
	HAND6640VHB/R2	Adhesive handle, B40 H66 L8	RAL9005 Matt black	1 Pc	37,44

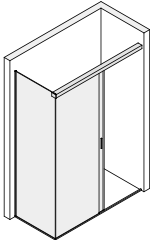
	HAND10052VHB/1	Adhesive handle, B52 H100 L8	Chrome	1 Pc	73,44
	HAND10052VHB/91	Adhesive handle, B52 H100 L8	Polished aluminium	1 Pc	57,36
	HAND10052VHB/97	Adhesive handle, B52 H100 L8	Matt aluminium	1 Pc	47,16
	HAND10052VHB/R2	Adhesive handle, B52 H100 L8	RAL9005 Matt black	1 Pc	49,26

INDOORS

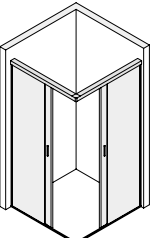
	HAND13040VHB/1	Adhesive handle, B40 H130 L8	Chrome	1 Pc	77,46
	HAND13040VHB/88	Adhesive handle, B40 H130 L8	Brushed steel effect alu.	1 Pc	54,70
	HAND13040VHB/91	Adhesive handle, B40 H130 L8	Polished aluminium	1 Pc	60,04
	HAND13040VHB/97	Adhesive handle, B40 H130 L8	Matt aluminium	1 Pc	47,86
	HAND13040VHB/R2	Adhesive handle, B40 H130 L8	RAL9005 Matt black	1 Pc	51,40

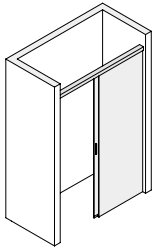
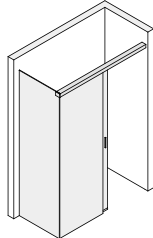



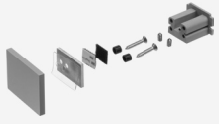


SHOWERS

	G50U10/6	Wall/wall kit with frame profile for fixed glass, 8 mm glass	Matt black	1 Pc	837,50
	G50U10/88	Wall/wall kit with frame profile for fixed glass, 8 mm glass	Brushed steel effect alu.	1 Pc	810,06
	G50U10/91	Wall/wall kit with frame profile for fixed glass, 8 mm glass	Polished aluminium	1 Pc	767,92
	G50U10/97	Wall/wall kit with frame profile for fixed glass, 8 mm glass	Matt aluminium	1 Pc	720,26

	G50U20/6	Wall/glass kit with frame profile for fixed glass, 8 mm glass	Matt black	1 Pc	1.064,54
	G50U20/88	Wall/glass kit with frame profile for fixed glass, 8 mm glass	Brushed steel effect alu.	1 Pc	1.007,16
	G50U20/91	Wall/glass kit with frame profile for fixed glass, 8 mm glass	Polished aluminium	1 Pc	955,14
	G50U20/97	Wall/glass kit with frame profile for fixed glass, 8 mm glass	Matt aluminium	1 Pc	919,84

	G50U30/6	Glass/glass kit with frame profile for fixed glass, 8 mm glass	Matt black	1 Pc	1.291,56
	G50U30/88	Glass/glass kit with frame profile for fixed glass, 8 mm glass	Brushed steel effect alu.	1 Pc	1.204,24
	G50U30/91	Glass/glass kit with frame profile for fixed glass, 8 mm glass	Polished aluminium	1 Pc	1.142,38
	G50U30/97	Glass/glass kit with frame profile for fixed glass, 8 mm glass	Matt aluminium	1 Pc	1.067,02

	G50U40/6	Wall/corner/wall kit with frame profile for fixed glass, 8 mm glass	Matt black	1 Pc	1.613,40
	G50U40/88	Wall/corner/wall kit with frame profile for fixed glass, 8 mm glass	Brushed steel effect alu.	1 Pc	1.528,56
	G50U40/91	Wall/corner/wall kit with frame profile for fixed glass, 8 mm glass	Polished aluminium	1 Pc	1.450,48
	G50U40/97	Wall/corner/wall kit with frame profile for fixed glass, 8 mm glass	Matt aluminium	1 Pc	1.361,40

	Art.	Description	Finish	Qty	EURO
	G50S10/6	Wall/wall kit for sealed fixed glass, 8 mm glass	Matt black	1 Pc	675,34
	G50S10/88	Wall/wall kit for sealed fixed glass, 8 mm glass	Brushed steel effect alu.	1 Pc	732,74
	G50S10/91	Wall/wall kit for sealed fixed glass, 8 mm glass	Polished aluminium	1 Pc	684,94
	G50S10/97	Wall/wall kit for sealed fixed glass, 8 mm glass	Matt aluminium	1 Pc	652,90
	G50S20/6	Wall/glass kit for sealed fixed glass, 8 mm glass	Matt black	1 Pc	802,58
	G50S20/88	Wall/glass kit for sealed fixed glass, 8 mm glass	Brushed steel effect alu.	1 Pc	862,44
	G50S20/91	Wall/glass kit for sealed fixed glass, 8 mm glass	Polished aluminium	1 Pc	803,44
	G50S20/97	Wall/glass kit for sealed fixed glass, 8 mm glass	Matt aluminium	1 Pc	787,60
	G50KIT01	Clamp and damper kit, for 8/10 mm glass		1 Pc	200,98
	G50KIT02	Fixed glass installation kit, for 8/10 mm glass		1 Pc	24,22
	G50KIT03	Wall fixing kit		1 Pc	26,68
	G50KIT04/6	Glass fixing kit	Matt black	1 Pc	128,30
	G50KIT04/88	Glass fixing kit	Brushed steel effect alu.	1 Pc	129,58
	G50KIT04/91	Glass fixing kit	Polished aluminium	1 Pc	127,44
	G50KIT04/97	Glass fixing kit	Matt aluminium	1 Pc	122,28
	G50KIT05/6	Corner junction kit for track	Matt black	1 Pc	108,02
	G50KIT05/88	Corner junction kit for track	Brushed steel effect alu.	1 Pc	124,82
	G50KIT05/91	Corner junction kit for track	Polished aluminium	1 Pc	106,28
	G50KIT05/97	Corner junction kit for track	Matt aluminium	1 Pc	104,96
	LM5859.100/6	Track GOCCIA50, B58 H54 L996	Matt black	1 Pc	102,14
	LM5859.100/88	Track GOCCIA50, B58 H54 L996	Brushed steel effect alu.	1 Pc	99,42
	LM5859.100/91	Track GOCCIA50, B58 H54 L996	Polished aluminium	1 Pc	120,72
	LM5859.100/97	Track GOCCIA50, B58 H54 L996	Matt aluminium	1 Pc	88,78
	LM5859.150/6	Track GOCCIA50, B58 H54 L1498	Matt black	1 Pc	138,76
	LM5859.150/88	Track GOCCIA50, B58 H54 L1498	Brushed steel effect alu.	1 Pc	134,86
	LM5859.150/91	Track GOCCIA50, B58 H54 L1498	Polished aluminium	1 Pc	165,38
	LM5859.150/97	Track GOCCIA50, B58 H54 L1498	Matt aluminium	1 Pc	120,32
	LM5859.200/6	Track GOCCIA50, B58 H54 L2000	Matt black	1 Pc	196,58
	LM5859.200/88	Track GOCCIA50, B58 H54 L2000	Brushed steel effect alu.	1 Pc	191,42
	LM5859.200/91	Track GOCCIA50, B58 H54 L2000	Polished aluminium	1 Pc	213,46
	LM5859.200/97	Track GOCCIA50, B58 H54 L2000	Matt aluminium	1 Pc	172,00
	LM5859.300/6	Track GOCCIA50, B58 H54 L3000	Matt black	1 Pc	247,58
	LM5859.300/88	Track GOCCIA50, B58 H54 L3000	Brushed steel effect alu.	1 Pc	239,80





SHOWERS







BALUSTRADES

OUTDOORS

INDOORS

SHOWERS

	Art.	Description	Finish	Qty	EURO
	LM5859.300/91	Track GOCCIA50, B58 H54 L3000	Polished aluminium	1 Pc	300,80
	LM5859.300/97	Track GOCCIA50, B58 H54 L3000	Matt aluminium	1 Pc	211,16
	LM0859.100/6	Cover for track GOCCIA50, B8 H52 L996	Matt black	1 Pc	44,44
	LM0859.100/88	Cover for track GOCCIA50, B8 H52 L996	Brushed steel effect alu.	1 Pc	43,76
	LM0859.100/91	Cover for track GOCCIA50, B8 H52 L996	Polished aluminium	1 Pc	45,96
	LM0859.100/97	Cover for track GOCCIA50, B8 H52 L996	Matt aluminium	1 Pc	38,32
	LM0859.150/6	Cover for track GOCCIA50, B8 H52 L1498	Matt black	1 Pc	52,20
	LM0859.150/88	Cover for track GOCCIA50, B8 H52 L1498	Brushed steel effect alu.	1 Pc	51,00
	LM0859.150/91	Cover for track GOCCIA50, B8 H52 L1498	Polished aluminium	1 Pc	65,54
	LM0859.150/97	Cover for track GOCCIA50, B8 H52 L1498	Matt aluminium	1 Pc	45,56
	LM0859.200/6	Cover for track GOCCIA50, B8 H52 L2000	Matt black	1 Pc	70,30
	LM0859.200/88	Cover for track GOCCIA50, B8 H52 L2000	Brushed steel effect alu.	1 Pc	69,00
	LM0859.200/91	Cover for track GOCCIA50, B8 H52 L2000	Polished aluminium	1 Pc	73,24
	LM0859.200/97	Cover for track GOCCIA50, B8 H52 L2000	Matt aluminium	1 Pc	58,44
	LM0859.300/6	Cover for track GOCCIA50, B8 H52 L3000	Matt black	1 Pc	68,22
	LM0859.300/88	Cover for track GOCCIA50, B8 H52 L3000	Brushed steel effect alu.	1 Pc	65,80
	LM0859.300/91	Cover for track GOCCIA50, B8 H52 L3000	Polished aluminium	1 Pc	94,86
	LM0859.300/97	Cover for track GOCCIA50, B8 H52 L3000	Matt aluminium	1 Pc	55,18
	PBD3183.150/6	U profile, B16 H15 L1498	Matt black	1 Pc	93,40
	PBD3183.150/88	U profile, B16 H15 L1498	Brushed steel effect alu.	1 Pc	50,02
	PBD3183.150/91	U profile, B16 H15 L1498	Polished aluminium	1 Pc	52,88
	PBD3183.150/97	U profile, B16 H15 L1498	Matt aluminium	1 Pc	47,94
	PBD3183.220/6	U profile, B16 H15 L2200	Matt black	1 Pc	116,80
	PBD3183.220/88	U profile, B16 H15 L2200	Brushed steel effect alu.	1 Pc	51,78
	PBD3183.220/91	U profile, B16 H15 L2200	Polished aluminium	1 Pc	56,04
	PBD3183.220/97	U profile, B16 H15 L2200	Matt aluminium	1 Pc	48,70
	PBD3183/6	U profile, B16 H15 L3000	Matt black	1 Pc	140,18
	PBD3183/88	U profile, B16 H15 L3000	Brushed steel effect alu.	1 Pc	53,54
	PBD3183/91	U profile, B16 H15 L3000	Polished aluminium	1 Pc	59,18
	PBD3183/97	U profile, B16 H15 L3000	Matt aluminium	1 Pc	49,44
	PBD3184.100/6	Rounded upper profile, B16 H13.5 L992	Matt black	1 Pc	55,12
	PBD3184.100/88	Rounded upper profile, B16 H13.5 L992	Brushed steel effect alu.	1 Pc	22,48
	PBD3184.100/91	Rounded upper profile, B16 H13.5 L992	Polished aluminium	1 Pc	25,82
	PBD3184.100/97	Rounded upper profile, B16 H13.5 L992	Matt aluminium	1 Pc	21,74
	PBD3184.150/6	Rounded upper profile, B16 H13.5 L1498	Matt black	1 Pc	76,16
	PBD3184.150/88	Rounded upper profile, B16 H13.5 L1498	Brushed steel effect alu.	1 Pc	26,82
	PBD3184.150/91	Rounded upper profile, B16 H13.5 L1498	Polished aluminium	1 Pc	32,94
	PBD3184.150/97	Rounded upper profile, B16 H13.5 L1498	Matt aluminium	1 Pc	26,60
	PBD3184/6	Rounded upper profile, B16 H13.5 L3000	Matt black	1 Pc	128,18
	PBD3184/88	Rounded upper profile, B16 H13.5 L3000	Brushed steel effect alu.	1 Pc	30,40
	PBD3184/91	Rounded upper profile, B16 H13.5 L3000	Polished aluminium	1 Pc	42,60
	PBD3184/97	Rounded upper profile, B16 H13.5 L3000	Matt aluminium	1 Pc	28,22
	PBDTP/6	Rounded cap, B16 H17 L1	Matt black	1 Pc	14,20
	PBDTP/88	Rounded cap, B16 H17 L1	Brushed steel effect alu.	1 Pc	18,00
	PBDTP/91	Rounded cap, B16 H17 L1	Polished aluminium	1 Pc	18,00
	PBDTP/97	Rounded cap, B16 H17 L1	Matt aluminium	1 Pc	10,34

	Art.	Description	Finish	Qty	EURO
	PBD3186.100/6	Flat upper profile, B16 H13.5 L992	Matt black	1 Pc	55,12
	PBD3186.100/88	Flat upper profile, B16 H13.5 L992	Brushed steel effect alu.	1 Pc	22,48
	PBD3186.100/91	Flat upper profile, B16 H13.5 L992	Polished aluminium	1 Pc	25,82
	PBD3186.100/97	Flat upper profile, B16 H13.5 L992	Matt aluminium	1 Pc	21,74
	PBD3186.150/6	Flat upper profile, B16 H13.5 L1498	Matt black	1 Pc	76,16
	PBD3186.150/88	Flat upper profile, B16 H13.5 L1498	Brushed steel effect alu.	1 Pc	26,82
	PBD3186.150/91	Flat upper profile, B16 H13.5 L1498	Polished aluminium	1 Pc	32,94
	PBD3186.150/97	Flat upper profile, B16 H13.5 L1498	Matt aluminium	1 Pc	26,60
	PBD3186/6	Flat upper profile, B16 H13.5 L3000	Matt black	1 Pc	128,18
	PBD3186/88	Flat upper profile, B16 H13.5 L3000	Brushed steel effect alu.	1 Pc	30,40
PBD3186/91	Flat upper profile, B16 H13.5 L3000	Polished aluminium	1 Pc	42,60	
PBD3186/97	Flat upper profile, B16 H13.5 L3000	Matt aluminium	1 Pc	28,22	
	PBD86TP/6	Flat cap, B16 H17 L1	Matt black	1 Pc	14,20
	PBD86TP/88	Flat cap, B16 H17 L1	Brushed steel effect alu.	1 Pc	18,00
	PBD86TP/91	Flat cap, B16 H17 L1	Polished aluminium	1 Pc	18,00
	PBD86TP/97	Flat cap, B16 H17 L1	Matt aluminium	1 Pc	10,34
	PESQ0810.075/6	Water barrier profile, for 6/10 mm glass, L747	Matt black	1 Pc	20,46
	PESQ0810.075/88	Water barrier profile, for 6/10 mm glass, L747	Brushed steel effect alu.	1 Pc	20,22
	PESQ0810.075/91	Water barrier profile, for 6/10 mm glass, L747	Polished aluminium	1 Pc	23,50
	PESQ0810.075/97	Water barrier profile, for 6/10 mm glass, L747	Matt aluminium	1 Pc	19,40
	PESQ0810.150/6	Water barrier profile, for 6/10 mm glass, L1498	Matt black	1 Pc	30,64
	PESQ0810.150/88	Water barrier profile, for 6/10 mm glass, L1498	Brushed steel effect alu.	1 Pc	30,16
	PESQ0810.150/91	Water barrier profile, for 6/10 mm glass, L1498	Polished aluminium	1 Pc	36,50
	PESQ0810.150/97	Water barrier profile, for 6/10 mm glass, L1498	Matt aluminium	1 Pc	28,62
	PESQ0810.300/6	Water barrier profile, for 6/10 mm glass, L3000	Matt black	1 Pc	43,42
	PESQ0810.300/88	Water barrier profile, for 6/10 mm glass, L3000	Brushed steel effect alu.	1 Pc	42,44
	PESQ0810.300/91	Water barrier profile, for 6/10 mm glass, L3000	Polished aluminium	1 Pc	54,92
	PESQ0810.300/97	Water barrier profile, for 6/10 mm glass, L3000	Matt aluminium	1 Pc	39,40
	057.3078.002	Seal for cover	Matt black	1 m	14,26
	GM06	Balloon gasket, for 8/10 mm glass, L2000	Transparent	1 Pc	20,52
	GM0622	Balloon gasket, for 8/10 mm glass, L2200	Transparent	1 Pc	22,56
	GM0622NR	Balloon gasket, for 8/10 mm glass, L2200	Matt black	1 Pc	27,06
	GM0625	Balloon gasket, for 8/10 mm glass, L2500	Transparent	1 Pc	25,66
	GM0625NR	Balloon gasket, for 8/10 mm glass, L2500	Matt black	1 Pc	30,82
	GM063000	Balloon gasket, for 8/10 mm glass, L3000	Transparent	1 Pc	29,72
	GM063000NR	Balloon gasket, for 8/10 mm glass, L3000	Matt black	1 Pc	35,66
		GM1520SX	Left magnetic 45° gasket, for 8/10 mm glass, L2200	Transparent	1 Pc
GM1520SXNR		Left magnetic 45° gasket, for 8/10 mm glass, L2200	Matt black	1 Pc	49,04
GM1520DX		Right magnetic 45° gasket, for 8/10 mm glass, L2200	Transparent	1 Pc	40,88
GM1520DXNR		Right magnetic 45° gasket, for 8/10 mm glass, L2200	Matt black	1 Pc	49,04
GM15SX		Left magnetic 45° gasket, for 8/10 mm glass, L2500	Transparent	1 Pc	46,44
GM15DX		Right magnetic 45° gasket, for 8/10 mm glass, L2500	Transparent	1 Pc	46,44
GM1530SX		Left magnetic 45° gasket, for 8/10 mm glass, L3000	Transparent	1 Pc	55,58
GM1530DX		Right magnetic 45° gasket, for 8/10 mm glass, L3000	Transparent	1 Pc	55,58




SHOWERS










BALUSTRADES

OUTDOORS

INDOORS

SHOWERS

	Art.	Description	Finish	Qty	EURO
	GM01410	Gasket with short side lip, for 8/10 mm glass, L2000	Transparent	1 Pc	20,88
	GM0141022	Gasket with short side lip, for 8/10 mm glass, L2200	Transparent	1 Pc	22,96
	GM0141025	Gasket with short side lip, for 8/10 mm glass, L2500	Transparent	1 Pc	26,10
	GTUP2	Glass holder seal, H2	Transparent	1 m	1,38
	GTUP3	Glass holder seal, H3	Transparent	1 m	1,56
	GTUP4	Glass holder seal, H4	Transparent	1 m	1,92
	GTUP5	Glass holder seal, H5	Transparent	1 m	2,66
	GTUP6	Glass holder seal, H6	Transparent	1 m	3,76
	GTUP2G	Glass holder seal, H2	Embossed	1 m	2,04
	GTUP3G	Glass holder seal, H3	Embossed	1 m	2,32
	GTUP4G	Glass holder seal, H4	Embossed	1 m	2,60
	GTUP5G	Glass holder seal, H5	Embossed	1 m	2,94
	GTUP6G	Glass holder seal, H6	Embossed	1 m	4,34
	GTUP2N	Glass holder seal, H2	Matt black	1 m	1,38
	GTUP3N	Glass holder seal, H3	Matt black	1 m	1,56
	GTUP4N	Glass holder seal, H4	Matt black	1 m	1,92
	GTUP5N	Glass holder seal, H5	Matt black	1 m	2,66
GTUP6N	Glass holder seal, H6	Matt black	1 m	3,76	
	GM1720SX	Left magnetic in-line gasket, for 8/10 mm glass, L2200	Transparent	1 Pc	40,38
	GM17SX	Left magnetic in-line gasket, for 8/10 mm glass, L2500	Transparent	1 Pc	45,84
	GM1730SX	Left magnetic in-line gasket, for 8/10 mm glass, L3000	Transparent	1 Pc	54,92
	PBCAL10/91	Magnetic extension profile, L2300	Polished aluminium	1 Pc	158,66
	DCU108SCT/1	Snap floor guide for glass with profile, for 8 mm glass, B40 H16.5 L35	Chrome	1 Pc	79,54
	DCU108SCT/24	Snap floor guide for glass with profile, for 8 mm glass, B40 H16.5 L35	Brushed steel effect	1 Pc	63,14
	DCU108SCT/97	Snap floor guide for glass with profile, for 8 mm glass, B40 H16.5 L35	Matt aluminium	1 Pc	51,20
	DCU108SCT/R2	Snap floor guide for glass with profile, for 8 mm glass, B40 H16.5 L35	RAL9005 Matt black	1 Pc	44,48
	DCU110SCT/1	Snap floor guide for glass with profile, for 10 mm glass, B42 H16.5 L35	Chrome	1 Pc	79,54
	DCU110SCT/24	Snap floor guide for glass with profile, for 10 mm glass, B42 H16.5 L35	Brushed steel effect	1 Pc	63,14
	DCU110SCT/97	Snap floor guide for glass with profile, for 10 mm glass, B42 H16.5 L35	Matt aluminium	1 Pc	51,20
	DCU110SCT/R2	Snap floor guide for glass with profile, for 10 mm glass, B42 H16.5 L35	RAL9005 Matt black	1 Pc	44,48
	DCU108/88	Floor guide for glass with profile, for 8 mm glass, B23.6 H15 L35	Brushed steel effect alu.	1 Pc	63,14
	DCU108/91	Floor guide for glass with profile, for 8 mm glass, B23.6 H15 L35	Polished aluminium	1 Pc	79,54
	DCU108/97	Floor guide for glass with profile, for 8 mm glass, B23.6 H15 L35	Matt aluminium	1 Pc	51,20
	DCU108/R2	Floor guide for glass with profile, for 8 mm glass, B23.6 H15 L35	RAL9005 Matt black	1 Pc	44,48
	DCS108/88	Floor guide for sealed glass and drip flap, for 8 mm glass, B34 H15 L35	Brushed steel effect alu.	1 Pc	63,14
	DCS108/91	Floor guide for sealed glass and drip flap, for 8 mm glass, B34 H15 L35	Polished aluminium	1 Pc	79,54
	DCS108/97	Floor guide for sealed glass and drip flap, for 8 mm glass, B34 H15 L35	Matt aluminium	1 Pc	51,20
	DCS108/R2	Floor guide for sealed glass and drip flap, for 8 mm glass, B34 H15 L35	RAL9005 Matt black	1 Pc	44,48
	DCS110/88	Floor guide for sealed glass and drip flap, for 10 mm glass, B36 H15 L35	Brushed steel effect alu.	1 Pc	63,14
	DCS110/91	Floor guide for sealed glass and drip flap, for 10 mm glass, B36 H15 L35	Polished aluminium	1 Pc	79,54
	DCS110/97	Floor guide for sealed glass and drip flap, for 10 mm glass, B36 H15 L35	Matt aluminium	1 Pc	51,20
	DCS110/R2	Floor guide for sealed glass and drip flap, for 10 mm glass, B36 H15 L35	RAL9005 Matt black	1 Pc	44,48

	Art.	Description	Finish	Qty	EURO
	GM900807	Gasket with drip flap, for 8 mm glass, L750	Transparent	1 Pc	25,30
	GM900815	Gasket with drip flap, for 8 mm glass, L1500	Transparent	1 Pc	50,58
	GM921007	Gasket with drip flap, for 10 mm glass, L750	Transparent	1 Pc	34,62
	GM921015	Gasket with drip flap, for 10 mm glass, L1500	Transparent	1 Pc	68,60
	DCC90/1	Corner junction for PBD-LMU profile, B20 H17 L20	Chrome	1 Pc	29,22
	DCC90/6	Corner junction for PBD-LMU profile, B20 H17 L20	Matt black	1 Pc	39,62
	DCC90/24	Corner junction for PBD-LMU profile, B20 H17 L20	Brushed steel effect	1 Pc	36,32
	DCC90/97	Corner junction for PBD-LMU profile, B20 H17 L20	Matt aluminium	1 Pc	52,36
	DCC90SQ/1	Flat corner junction for PBD-LMU profile, B20 H17 L20	Chrome	1 Pc	29,22
	DCC90SQ/6	Flat corner junction for PBD-LMU profile, B20 H17 L20	Matt black	1 Pc	39,62
	DCC90SQ/24	Flat corner junction for PBD-LMU profile, B20 H17 L20	Brushed steel effect	1 Pc	36,32
	DCC90SQ/97	Flat corner junction for PBD-LMU profile, B20 H17 L20	Matt aluminium	1 Pc	52,36
	GOC009	Half round adhesive protectors, B8 H3, 288-pc pack	Transparent	1 Pc	47,92
	GOCCHIA08	Adjustment wrench		1 Pc	11,90
	MAN500V150/88	Adhesive handle, B11.5 H150 L8	Brushed steel effect alu.	1 Pc	35,72
	MAN500V150/91	Adhesive handle, B11.5 H150 L8	Polished aluminium	1 Pc	41,84
	MAN500V150/97	Adhesive handle, B11.5 H150 L8	Matt aluminium	1 Pc	27,90
	MAN500V150/R2	Adhesive handle, B11.5 H150 L8	RAL9005 Matt black	1 Pc	44,46
	HAND6640VHB/1	Adhesive handle, B40 H66 L8	Chrome	1 Pc	58,72
	HAND6640VHB/91	Adhesive handle, B40 H66 L8	Polished aluminium	1 Pc	43,70
	HAND6640VHB/97	Adhesive handle, B40 H66 L8	Matt aluminium	1 Pc	36,06
	HAND6640VHB/R2	Adhesive handle, B40 H66 L8	RAL9005 Matt black	1 Pc	37,44
	HAND10052VHB/1	Adhesive handle, B52 H100 L8	Chrome	1 Pc	73,44
	HAND10052VHB/91	Adhesive handle, B52 H100 L8	Polished aluminium	1 Pc	57,36
	HAND10052VHB/97	Adhesive handle, B52 H100 L8	Matt aluminium	1 Pc	47,16
	HAND10052VHB/R2	Adhesive handle, B52 H100 L8	RAL9005 Matt black	1 Pc	49,26
	HAND13040VHB/1	Adhesive handle, B40 H130 L8	Chrome	1 Pc	77,46
	HAND13040VHB/88	Adhesive handle, B40 H130 L8	Brushed steel effect alu.	1 Pc	54,70
	HAND13040VHB/91	Adhesive handle, B40 H130 L8	Polished aluminium	1 Pc	60,04
	HAND13040VHB/97	Adhesive handle, B40 H130 L8	Matt aluminium	1 Pc	47,86
	HAND13040VHB/R2	Adhesive handle, B40 H130 L8	RAL9005 Matt black	1 Pc	51,40

SHOWERS

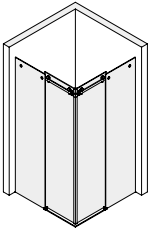








BALUSTRADES

OUTDOORS

INDOORS

SHOWERS

	Art.	Description	Finish	Qty	EURO
	GLMFLAT030/8	Wall/wall kit with frame profile for fixed glass, 8 mm glass	Brushed steel	1 Pc	620,00
	GLMFLAT030/15	Wall/wall kit with frame profile for fixed glass, 8 mm glass	Polished steel	1 Pc	621,34
	GLMFLAT034/8	Wall/glass kit with frame profile for fixed glass, 8 mm glass	Brushed steel	1 Pc	712,44
	GLMFLAT034/15	Wall/glass kit with frame profile for fixed glass, 8 mm glass	Polished steel	1 Pc	725,60
	GLMFLAT042/8	Glass/glass kit with frame profile for fixed glass, 8 mm glass	Brushed steel	1 Pc	748,44
	GLMFLAT042/15	Glass/glass kit with frame profile for fixed glass, 8 mm glass	Polished steel	1 Pc	758,42
	GLMFLAT038/8	Wall/corner/wall kit with frame profile for fixed glass, 8 mm glass	Brushed steel	1 Pc	1.151,46
	GLMFLAT038/15	Wall/corner/wall kit with frame profile for fixed glass, 8 mm glass	Polished steel	1 Pc	1.133,64
	GLMFLAT028SX/8	Wall/wall kit for sealed fixed glass, left fitting, 8 mm glass	Brushed steel	1 Pc	594,42
	GLMFLAT028SX/15	Wall/wall kit for sealed fixed glass, left fitting, 8 mm glass	Polished steel	1 Pc	563,16
	GLMFLAT028DX/8	Wall/wall kit for sealed fixed glass, right fitting, 8 mm glass	Brushed steel	1 Pc	594,42
	GLMFLAT028DX/15	Wall/wall kit for sealed fixed glass, right fitting, 8 mm glass	Polished steel	1 Pc	563,16
	GLMFLAT032SX/8	Wall/glass kit for sealed fixed glass, left fitting, 8 mm glass	Brushed steel	1 Pc	612,00
	GLMFLAT032SX/15	Wall/glass kit for sealed fixed glass, left fitting, 8 mm glass	Polished steel	1 Pc	580,14
	GLMFLAT032DX/8	Wall/glass kit for sealed fixed glass, right fitting, 8 mm glass	Brushed steel	1 Pc	612,00
	GLMFLAT032DX/15	Wall/glass kit for sealed fixed glass, right fitting, 8 mm glass	Polished steel	1 Pc	580,14
	GLMFLAT040SX/8	Glass/glass kit for sealed fixed glass, left fitting, 8 mm glass	Brushed steel	1 Pc	593,76
	GLMFLAT040SX/15	Glass/glass kit for sealed fixed glass, left fitting, 8 mm glass	Polished steel	1 Pc	573,80
	GLMFLAT040DX/8	Glass/glass kit for sealed fixed glass, right fitting, 8 mm glass	Brushed steel	1 Pc	593,76
	GLMFLAT040DX/15	Glass/glass kit for sealed fixed glass, right fitting, 8 mm glass	Polished steel	1 Pc	573,80

Art.	Description	Finish	Qty	EURO
	GLMFLAT036/8 Wall/corner/wall kit for sealed fixed glass	Brushed steel	1 Pc	1.037,82
	GLMFLAT036/15 Wall/corner/wall kit for sealed fixed glass	Polished steel	1 Pc	978,56
	GLMFLATMUR/8 Wall/wall accessories kit, for 8 mm glass	Brushed steel	1 Pc	337,62
	GLMFLATMUR/15 Wall/wall accessories kit, for 8 mm glass	Polished steel	1 Pc	307,28
	GLMFLATVET/8 Glass/wall accessories kit, for 8 mm glass	Brushed steel	1 Pc	355,14
	GLMFLATVET/15 Glass/wall accessories kit, for 8 mm glass	Polished steel	1 Pc	324,24
	GLMFT1000/8 Track, B30 H10 L1000	Brushed steel	1 Pc	60,34
	GLMFT1000/15 Track, B30 H10 L1000	Polished steel	1 Pc	62,34
	GLMFT2000/8 Track, B30 H10 L2000	Brushed steel	1 Pc	87,36
	GLMFT2000/15 Track, B30 H10 L2000	Polished steel	1 Pc	90,90
	GLMFT3000/8 Track, B30 H10 L3000	Brushed steel	1 Pc	148,84
	GLMFT3000/15 Track, B30 H10 L3000	Polished steel	1 Pc	212,48
	GLMSFORO Track cutting and drilling of 2 holes		1 Pc	161,98
	GLMFT12/8 Sliding wheel, for 8 mm glass, B39	Brushed steel	1 Pc	56,34
	GLMFT12/15 Sliding wheel, for 8 mm glass, B39	Polished steel	1 Pc	52,66
	GLMFT14/8 Eccentric anti-derailment wheel, for 8 mm glass, B24	Brushed steel	1 Pc	26,66
	GLMFT14/15 Eccentric anti-derailment wheel, for 8 mm glass, B24	Polished steel	1 Pc	23,58
	GLMFT16/8 Fixing for fixed glass, for 8 mm glass, B28	Brushed steel	1 Pc	34,74
	GLMFT16/15 Fixing for fixed glass, for 8 mm glass, B28	Polished steel	1 Pc	31,62
	GLMFT18/8 Wall fixing, B16 H40 L34	Brushed steel	1 Pc	27,64
	GLMFT18/15 Wall fixing, B16 H40 L34	Polished steel	1 Pc	25,44
	DCCFT20/8 End stop with rubber bumper, B17 H57 L26	Brushed steel	1 Pc	20,58
	DCCFT20/15 End stop with rubber bumper, B17 H57 L26	Polished steel	1 Pc	23,66










SHOWERS







BALUSTRADES

OUTDOORS

INDOORS

SHOWERS

	Art.	Description	Finish	Qty	EURO
	GLMFT37/8	Glass fixing, for 8/10 mm glass	Brushed steel	1 Pc	45,78
	GLMFT37/15	Glass fixing, for 8/10 mm glass	Polished steel	1 Pc	42,18
	GLMFT90/8	Corner junction, B19 H37 L37	Brushed steel	1 Pc	50,16
	GLMFT90/15	Corner junction, B19 H37 L37	Polished steel	1 Pc	46,00
	PQ95/8	Square adjustable foot, for 8/12 mm glass, B60 H95/120	Brushed steel	1 Pc	126,44
	GLMFT40/8	Distanced glass-through fixing, for 8/10 mm glass, B30 H40 L80	Brushed steel	1 Pc	89,58
	GLMFT40/15	Distanced glass-through fixing, for 8/10 mm glass, B30 H40 L80	Polished steel	1 Pc	82,80
	GLMFT30/8	Wall fixing, B16 H36 L30	Brushed steel	1 Pc	24,70
	GLMFT30/15	Wall fixing, B16 H36 L30	Polished steel	1 Pc	23,84
	GLMFT50/8	Closed glass fixing, for 8/10 mm glass, B36 H41 L30	Brushed steel	1 Pc	61,16
	GLMFT50/15	Closed glass fixing, for 8/10 mm glass, B36 H41 L30	Polished steel	1 Pc	55,84
	DCC08/1	Snap floor guide for glass with profile, for 8 mm glass, B25 H20 L55.5	Chrome	1 Pc	36,70
	DCC08/24	Snap floor guide for glass with profile, for 8 mm glass, B25 H20 L55.5	Brushed steel effect	1 Pc	32,50
	DCC10/1	Snap floor guide for glass with profile, for 10 mm glass, B25 H20 L55.5	Chrome	1 Pc	36,70
	GLMSPA08/8	Floor guide, for 8 mm glass, B22 H21 L26	Brushed steel	1 Pc	35,50
	GLMSPA08/15	Floor guide, for 8 mm glass, B22 H21 L26	Polished steel	1 Pc	38,84
	GLMSPA10/8	Floor guide, for 10 mm glass, B22 H21 L26	Brushed steel	1 Pc	35,50
	GLMSPA10/15	Floor guide, for 10 mm glass, B22 H21 L26	Polished steel	1 Pc	38,84
	PBD3183.150/6	U profile, B16 H15 L1498	Matt black	1 Pc	93,40
	PBD3183.150/88	U profile, B16 H15 L1498	Brushed steel effect alu.	1 Pc	50,02
	PBD3183.150/91	U profile, B16 H15 L1498	Polished aluminium	1 Pc	52,88
	PBD3183.150/97	U profile, B16 H15 L1498	Matt aluminium	1 Pc	47,94
	PBD3183.220/6	U profile, B16 H15 L2200	Matt black	1 Pc	116,80
	PBD3183.220/88	U profile, B16 H15 L2200	Brushed steel effect alu.	1 Pc	51,78
	PBD3183.220/91	U profile, B16 H15 L2200	Polished aluminium	1 Pc	56,04
	PBD3183.220/97	U profile, B16 H15 L2200	Matt aluminium	1 Pc	48,70
	PBD3183/6	U profile, B16 H15 L3000	Matt black	1 Pc	140,18
	PBD3183/88	U profile, B16 H15 L3000	Brushed steel effect alu.	1 Pc	53,54
	PBD3183/91	U profile, B16 H15 L3000	Polished aluminium	1 Pc	59,18
	PBD3183/97	U profile, B16 H15 L3000	Matt aluminium	1 Pc	49,44

	Art.	Description	Finish	Qty	EURO
	PBD3184.100/6	Rounded upper profile, B16 H13.5 L992	Matt black	1 Pc	55,12
	PBD3184.100/88	Rounded upper profile, B16 H13.5 L992	Brushed steel effect alu.	1 Pc	22,48
	PBD3184.100/91	Rounded upper profile, B16 H13.5 L992	Polished aluminium	1 Pc	25,82
	PBD3184.100/97	Rounded upper profile, B16 H13.5 L992	Matt aluminium	1 Pc	21,74
	PBD3184.150/6	Rounded upper profile, B16 H13.5 L1498	Matt black	1 Pc	76,16
	PBD3184.150/88	Rounded upper profile, B16 H13.5 L1498	Brushed steel effect alu.	1 Pc	26,82
	PBD3184.150/91	Rounded upper profile, B16 H13.5 L1498	Polished aluminium	1 Pc	32,94
	PBD3184.150/97	Rounded upper profile, B16 H13.5 L1498	Matt aluminium	1 Pc	26,60
	PBD3184/6	Rounded upper profile, B16 H13.5 L3000	Matt black	1 Pc	128,18
	PBD3184/88	Rounded upper profile, B16 H13.5 L3000	Brushed steel effect alu.	1 Pc	30,40
	PBD3184/91	Rounded upper profile, B16 H13.5 L3000	Polished aluminium	1 Pc	42,60
	PBD3184/97	Rounded upper profile, B16 H13.5 L3000	Matt aluminium	1 Pc	28,22
	PBDTP/6	Rounded cap, B16 H17 L1	Matt black	1 Pc	14,20
	PBDTP/88	Rounded cap, B16 H17 L1	Brushed steel effect alu.	1 Pc	18,00
	PBDTP/91	Rounded cap, B16 H17 L1	Polished aluminium	1 Pc	18,00
	PBDTP/97	Rounded cap, B16 H17 L1	Matt aluminium	1 Pc	10,34
	PBD3186.100/6	Flat upper profile, B16 H13.5 L992	Matt black	1 Pc	55,12
	PBD3186.100/88	Flat upper profile, B16 H13.5 L992	Brushed steel effect alu.	1 Pc	22,48
	PBD3186.100/91	Flat upper profile, B16 H13.5 L992	Polished aluminium	1 Pc	25,82
	PBD3186.100/97	Flat upper profile, B16 H13.5 L992	Matt aluminium	1 Pc	21,74
	PBD3186.150/6	Flat upper profile, B16 H13.5 L1498	Matt black	1 Pc	76,16
	PBD3186.150/88	Flat upper profile, B16 H13.5 L1498	Brushed steel effect alu.	1 Pc	26,82
	PBD3186.150/91	Flat upper profile, B16 H13.5 L1498	Polished aluminium	1 Pc	32,94
	PBD3186.150/97	Flat upper profile, B16 H13.5 L1498	Matt aluminium	1 Pc	26,60
	PBD3186/6	Flat upper profile, B16 H13.5 L3000	Matt black	1 Pc	128,18
	PBD3186/88	Flat upper profile, B16 H13.5 L3000	Brushed steel effect alu.	1 Pc	30,40
	PBD3186/91	Flat upper profile, B16 H13.5 L3000	Polished aluminium	1 Pc	42,60
	PBD3186/97	Flat upper profile, B16 H13.5 L3000	Matt aluminium	1 Pc	28,22
	PBD86TP/6	Flat cap, B16 H17 L1	Matt black	1 Pc	14,20
	PBD86TP/88	Flat cap, B16 H17 L1	Brushed steel effect alu.	1 Pc	18,00
	PBD86TP/91	Flat cap, B16 H17 L1	Polished aluminium	1 Pc	18,00
	PBD86TP/97	Flat cap, B16 H17 L1	Matt aluminium	1 Pc	10,34
	DCC90/1	Corner junction for PBD-LMU profile, B20 H17 L20	Chrome	1 Pc	29,22
	DCC90/6	Corner junction for PBD-LMU profile, B20 H17 L20	Matt black	1 Pc	39,62
	DCC90/24	Corner junction for PBD-LMU profile, B20 H17 L20	Brushed steel effect	1 Pc	36,32
	DCC90/97	Corner junction for PBD-LMU profile, B20 H17 L20	Matt aluminium	1 Pc	52,36
	DCC90SQ/1	Flat corner junction for PBD-LMU profile, B20 H17 L20	Chrome	1 Pc	29,22
	DCC90SQ/6	Flat corner junction for PBD-LMU profile, B20 H17 L20	Matt black	1 Pc	39,62
	DCC90SQ/24	Flat corner junction for PBD-LMU profile, B20 H17 L20	Brushed steel effect	1 Pc	36,32
	DCC90SQ/97	Flat corner junction for PBD-LMU profile, B20 H17 L20	Matt aluminium	1 Pc	52,36

SHOWERS

BALUSTRADES


OUTDOORS

INDOORS

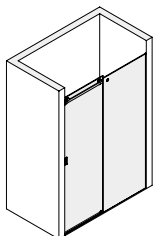
SHOWERS

	Art.	Description	Finish	Qty	EURO
	GTUP2	Glass holder seal, H2	Transparent	1 m	1,38
	GTUP3	Glass holder seal, H3	Transparent	1 m	1,56
	GTUP4	Glass holder seal, H4	Transparent	1 m	1,92
	GTUP5	Glass holder seal, H5	Transparent	1 m	2,66
	GTUP6	Glass holder seal, H6	Transparent	1 m	3,76
	GTUP2G	Glass holder seal, H2	Embossed	1 m	2,04
	GTUP3G	Glass holder seal, H3	Embossed	1 m	2,32
	GTUP4G	Glass holder seal, H4	Embossed	1 m	2,60
	GTUP5G	Glass holder seal, H5	Embossed	1 m	2,94
	GTUP6G	Glass holder seal, H6	Embossed	1 m	4,34
	GTUP2N	Glass holder seal, H2	Matt black	1 m	1,38
	GTUP3N	Glass holder seal, H3	Matt black	1 m	1,56
	GTUP4N	Glass holder seal, H4	Matt black	1 m	1,92
	GTUP5N	Glass holder seal, H5	Matt black	1 m	2,66
	GTUP6N	Glass holder seal, H6	Matt black	1 m	3,76
		BDFIX-SX/8	Floor guide wall side, left	Brushed steel	1 Pc
BDFIX-SX/15		Floor guide wall side, left	Polished steel	1 Pc	41,96
BDFIX-DX/8		Floor guide wall side, right	Brushed steel	1 Pc	44,28
BDFIX-DX/15		Floor guide wall side, right	Polished steel	1 Pc	41,96
	BDFIX2-SX/8	Floor guide glass side fixed, left	Brushed steel	1 Pc	44,28
	BDFIX2-SX/15	Floor guide glass side fixed, left	Polished steel	1 Pc	41,96
	BDFIX2-DX/8	Floor guide glass side fixed, right	Brushed steel	1 Pc	44,28
	BDFIX2-DX/15	Floor guide glass side fixed, right	Polished steel	1 Pc	41,96
	BDFIX5-SX/8	Floor guide edge side glass, left	Brushed steel	1 Pc	44,28
	BDFIX5-SX/15	Floor guide edge side glass, left	Polished steel	1 Pc	41,96
	BDFIX5-DX/8	Floor guide edge side glass, right	Brushed steel	1 Pc	44,28
	BDFIX5-DX/15	Floor guide edge side glass, right	Polished steel	1 Pc	41,96
	BDFIX7-SX/8	Floor guide glass side fixed, left	Brushed steel	1 Pc	44,44
	BDFIX7-SX/15	Floor guide glass side fixed, left	Polished steel	1 Pc	42,10
	BDFIX7-DX/8	Floor guide glass side fixed, right	Brushed steel	1 Pc	44,44
	BDFIX7-DX/15	Floor guide glass side fixed, right	Polished steel	1 Pc	42,10
	BDFIX8/91	Water barrier profile, L2000	Polished aluminium	1 Pc	33,46
	BDFIX10/91	Water barrier profile, L1000	Polished aluminium	1 Pc	25,88
	GM62SX	Left magnetic 45° gasket with white magnet, for 6/8 mm glass, L2200	Transparent	1 Pc	36,78
	GM6230SX	Left magnetic 45° gasket with white magnet, for 6/8 mm glass, L3000	Transparent	1 Pc	50,16
	GM62DX	Right magnetic 45° gasket with white magnet, for 6/8 mm glass, L2200	Transparent	1 Pc	36,78
	GM6230DX	Right magnetic 45° gasket with white magnet, for 6/8 mm glass, L3000	Transparent	1 Pc	50,16
	GM5610	Gasket with double lip water barrier and drip flap, for 6/8 mm glass, L1000	Transparent	1 Pc	9,00
	GM5620	Gasket with double lip water barrier and drip flap, for 6/8 mm glass, L2000	Transparent	1 Pc	16,74
	GM5625	Gasket with double lip water barrier and drip flap, for 6/8 mm glass, L2500	Transparent	1 Pc	20,92
	GM5630	Gasket with double lip water barrier and drip flap, for 6/8 mm glass, L3000	Transparent	1 Pc	25,12
	GM014	Gasket with long side lip, for 8/10 mm glass, L2000	Transparent	1 Pc	22,06
	GM01422	Gasket with long side lip, for 8/10 mm glass, L2200	Transparent	1 Pc	24,38
	GM01422NR	Gasket with long side lip, for 8/10 mm glass, L2200	Matt black	1 Pc	29,24
	GM01425	Gasket with long side lip, for 8/10 mm glass, L2500	Transparent	1 Pc	26,70

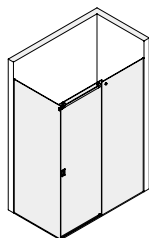
Art.	Description	Finish	Qty	EURO
GM01425NR	Gasket with long side lip, for 8/10 mm glass, L2500	Matt black	1 Pc	32,04
GM0143000	Gasket with long side lip, for 8/10 mm glass, L3000	Transparent	1 Pc	32,04
GM0143000NR	Gasket with long side lip, for 8/10 mm glass, L3000	Matt black	1 Pc	38,44
GM06	Balloon gasket, for 8/10 mm glass, L2000	Transparent	1 Pc	20,52
GM0622	Balloon gasket, for 8/10 mm glass, L2200	Transparent	1 Pc	22,56
GM0622NR	Balloon gasket, for 8/10 mm glass, L2200	Matt black	1 Pc	27,06
GM0625	Balloon gasket, for 8/10 mm glass, L2500	Transparent	1 Pc	25,66
GM0625NR	Balloon gasket, for 8/10 mm glass, L2500	Matt black	1 Pc	30,82
GM063000	Balloon gasket, for 8/10 mm glass, L3000	Transparent	1 Pc	29,72
GM063000NR	Balloon gasket, for 8/10 mm glass, L3000	Matt black	1 Pc	35,66



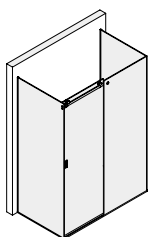
DCCFLAT003/8	Wall/wall kit with frame profile for fixed glass, 8 mm glass	Brushed steel	1 Pc	591,20
DCCFLAT003/15	Wall/wall kit with frame profile for fixed glass, 8 mm glass	Polished steel	1 Pc	676,96



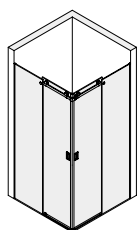
DCCFLAT007/8	Wall/glass kit with frame profile for fixed glass, 8 mm glass	Brushed steel	1 Pc	714,06
DCCFLAT007/15	Wall/glass kit with frame profile for fixed glass, 8 mm glass	Polished steel	1 Pc	803,28



DCCFLAT009/8	Glass/glass kit with frame profile for fixed glass, 8 mm glass	Brushed steel	1 Pc	803,56
DCCFLAT009/15	Glass/glass kit with frame profile for fixed glass, 8 mm glass	Polished steel	1 Pc	888,04



DCCFLAT011/8	Wall/corner/wall kit with frame profile for fixed glass, 8 mm glass	Brushed steel	1 Pc	1.154,80
DCCFLAT011/15	Wall/corner/wall kit with frame profile for fixed glass, 8 mm glass	Polished steel	1 Pc	1.274,52



DCCFTMUR/8	Wall/wall accessories kit, for 8 mm glass	Brushed steel	1 Pc	285,98
DCCFTMUR/15	Wall/wall accessories kit, for 8 mm glass	Polished steel	1 Pc	321,04



DCCFTVET/8	Glass/wall accessories kit, for 8 mm glass	Brushed steel	1 Pc	334,02
DCCFTVET/15	Glass/wall accessories kit, for 8 mm glass	Polished steel	1 Pc	361,96














SHOWERS






BALUSTRADES

OUTDOORS

INDOORS

SHOWERS

	Art.	Description	Finish	Qty	EURO
	DCCFTW/8	Glass/glass accessories kit, for 8 mm glass	Brushed steel	1 Pc	382,08
	DCCFTW/15	Glass/glass accessories kit, for 8 mm glass	Polished steel	1 Pc	402,86
	DCCFT90/8	Wall/corner/wall accessories kit, for 8 mm glass	Brushed steel	1 Pc	591,92
	DCCFT90/15	Wall/corner/wall accessories kit, for 8 mm glass	Polished steel	1 Pc	653,78
	GLMFT1000/8	Track, B30 H10 L1000	Brushed steel	1 Pc	60,34
	GLMFT1000/15	Track, B30 H10 L1000	Polished steel	1 Pc	62,34
	GLMFT2000/8	Track, B30 H10 L2000	Brushed steel	1 Pc	87,36
	GLMFT2000/15	Track, B30 H10 L2000	Polished steel	1 Pc	90,90
	GLMFT3000/8	Track, B30 H10 L3000	Brushed steel	1 Pc	148,84
	GLMFT3000/15	Track, B30 H10 L3000	Polished steel	1 Pc	212,48
	GLMDCCFORO	Track cutting and drilling of 1 hole		1 Pc	104,30
	DCCFT12/8	Eccentric sliding wheel with cover, for 8/10 mm glass, B40	Brushed steel	1 Pc	86,38
	DCCFT12/15	Eccentric sliding wheel with cover, for 8/10 mm glass, B40	Polished steel	1 Pc	95,96
	DCCFT16/8	Fixed glass fixing, for 8/10 mm glass, B30	Brushed steel	1 Pc	20,58
	DCCFT16/15	Fixed glass fixing, for 8/10 mm glass, B30	Polished steel	1 Pc	22,62
	DCCFT18/8	Wall fixing, B15 H40 L30	Brushed steel	1 Pc	20,58
	DCCFT18/15	Wall fixing, B15 H40 L30	Polished steel	1 Pc	23,66
	DCCFT20/8	End stop with rubber bumper, B17 H57 L26	Brushed steel	1 Pc	20,58
	DCCFT20/15	End stop with rubber bumper, B17 H57 L26	Polished steel	1 Pc	23,66
	GLMFT37/8	Glass fixing, for 8/10 mm glass	Brushed steel	1 Pc	45,78
	GLMFT37/15	Glass fixing, for 8/10 mm glass	Polished steel	1 Pc	42,18
	GLMFT90/8	Corner junction, B19 H37 L37	Brushed steel	1 Pc	50,16
	GLMFT90/15	Corner junction, B19 H37 L37	Polished steel	1 Pc	46,00
	DCC08/1	Snap floor guide for glass with profile, for 8 mm glass, B25 H20 L55.5	Chrome	1 Pc	36,70
	DCC08/24	Snap floor guide for glass with profile, for 8 mm glass, B25 H20 L55.5	Brushed steel effect	1 Pc	32,50
	DCC10/1	Snap floor guide for glass with profile, for 10 mm glass, B25 H20 L55.5	Chrome	1 Pc	36,70
	GLMSPA08/8	Floor guide, for 8 mm glass, B22 H21 L26	Brushed steel	1 Pc	35,50
	GLMSPA08/15	Floor guide, for 8 mm glass, B22 H21 L26	Polished steel	1 Pc	38,84
	GLMSPA10/8	Floor guide, for 10 mm glass, B22 H21 L26	Brushed steel	1 Pc	35,50
	GLMSPA10/15	Floor guide, for 10 mm glass, B22 H21 L26	Polished steel	1 Pc	38,84

	Art.	Description	Finish	Qty	EURO
	PBD3183.150/6	U profile, B16 H15 L1498	Matt black	1 Pc	93,40
	PBD3183.150/88	U profile, B16 H15 L1498	Brushed steel effect alu.	1 Pc	50,02
	PBD3183.150/91	U profile, B16 H15 L1498	Polished aluminium	1 Pc	52,88
	PBD3183.150/97	U profile, B16 H15 L1498	Matt aluminium	1 Pc	47,94
	PBD3183.220/6	U profile, B16 H15 L2200	Matt black	1 Pc	116,80
	PBD3183.220/88	U profile, B16 H15 L2200	Brushed steel effect alu.	1 Pc	51,78
	PBD3183.220/91	U profile, B16 H15 L2200	Polished aluminium	1 Pc	56,04
	PBD3183.220/97	U profile, B16 H15 L2200	Matt aluminium	1 Pc	48,70
	PBD3183/6	U profile, B16 H15 L3000	Matt black	1 Pc	140,18
	PBD3183/88	U profile, B16 H15 L3000	Brushed steel effect alu.	1 Pc	53,54
	PBD3183/91	U profile, B16 H15 L3000	Polished aluminium	1 Pc	59,18
PBD3183/97	U profile, B16 H15 L3000	Matt aluminium	1 Pc	49,44	
	PBD3184.100/6	Rounded upper profile, B16 H13.5 L992	Matt black	1 Pc	55,12
	PBD3184.100/88	Rounded upper profile, B16 H13.5 L992	Brushed steel effect alu.	1 Pc	22,48
	PBD3184.100/91	Rounded upper profile, B16 H13.5 L992	Polished aluminium	1 Pc	25,82
	PBD3184.100/97	Rounded upper profile, B16 H13.5 L992	Matt aluminium	1 Pc	21,74
	PBD3184.150/6	Rounded upper profile, B16 H13.5 L1498	Matt black	1 Pc	76,16
	PBD3184.150/88	Rounded upper profile, B16 H13.5 L1498	Brushed steel effect alu.	1 Pc	26,82
	PBD3184.150/91	Rounded upper profile, B16 H13.5 L1498	Polished aluminium	1 Pc	32,94
	PBD3184.150/97	Rounded upper profile, B16 H13.5 L1498	Matt aluminium	1 Pc	26,60
	PBD3184/6	Rounded upper profile, B16 H13.5 L3000	Matt black	1 Pc	128,18
	PBD3184/88	Rounded upper profile, B16 H13.5 L3000	Brushed steel effect alu.	1 Pc	30,40
	PBD3184/91	Rounded upper profile, B16 H13.5 L3000	Polished aluminium	1 Pc	42,60
PBD3184/97	Rounded upper profile, B16 H13.5 L3000	Matt aluminium	1 Pc	28,22	
	PBDTP/6	Rounded cap, B16 H17 L1	Matt black	1 Pc	14,20
	PBDTP/88	Rounded cap, B16 H17 L1	Brushed steel effect alu.	1 Pc	18,00
	PBDTP/91	Rounded cap, B16 H17 L1	Polished aluminium	1 Pc	18,00
	PBDTP/97	Rounded cap, B16 H17 L1	Matt aluminium	1 Pc	10,34
	PBD3186.100/6	Flat upper profile, B16 H13.5 L992	Matt black	1 Pc	55,12
	PBD3186.100/88	Flat upper profile, B16 H13.5 L992	Brushed steel effect alu.	1 Pc	22,48
	PBD3186.100/91	Flat upper profile, B16 H13.5 L992	Polished aluminium	1 Pc	25,82
	PBD3186.100/97	Flat upper profile, B16 H13.5 L992	Matt aluminium	1 Pc	21,74
	PBD3186.150/6	Flat upper profile, B16 H13.5 L1498	Matt black	1 Pc	76,16
	PBD3186.150/88	Flat upper profile, B16 H13.5 L1498	Brushed steel effect alu.	1 Pc	26,82
	PBD3186.150/91	Flat upper profile, B16 H13.5 L1498	Polished aluminium	1 Pc	32,94
	PBD3186.150/97	Flat upper profile, B16 H13.5 L1498	Matt aluminium	1 Pc	26,60
	PBD3186/6	Flat upper profile, B16 H13.5 L3000	Matt black	1 Pc	128,18
	PBD3186/88	Flat upper profile, B16 H13.5 L3000	Brushed steel effect alu.	1 Pc	30,40
	PBD3186/91	Flat upper profile, B16 H13.5 L3000	Polished aluminium	1 Pc	42,60
PBD3186/97	Flat upper profile, B16 H13.5 L3000	Matt aluminium	1 Pc	28,22	
	PBD86TP/6	Flat cap, B16 H17 L1	Matt black	1 Pc	14,20
	PBD86TP/88	Flat cap, B16 H17 L1	Brushed steel effect alu.	1 Pc	18,00
	PBD86TP/91	Flat cap, B16 H17 L1	Polished aluminium	1 Pc	18,00
	PBD86TP/97	Flat cap, B16 H17 L1	Matt aluminium	1 Pc	10,34








SHOWERS

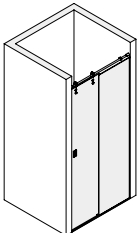
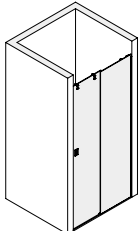
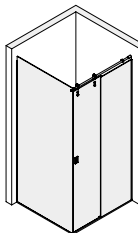
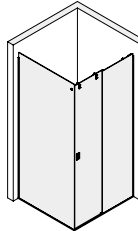
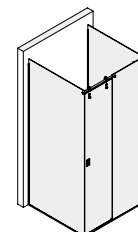







BALUSTRADES

OUTDOORS

INDOORS

SHOWERS

	Art.	Description	Finish	Qty	EURO
	DCC90/1	Corner junction for PBD-LMU profile, B20 H17 L20	Chrome	1 Pc	29,22
	DCC90/6	Corner junction for PBD-LMU profile, B20 H17 L20	Matt black	1 Pc	39,62
	DCC90/24	Corner junction for PBD-LMU profile, B20 H17 L20	Brushed steel effect	1 Pc	36,32
	DCC90/97	Corner junction for PBD-LMU profile, B20 H17 L20	Matt aluminium	1 Pc	52,36
	DCC90SQ/1	Flat corner junction for PBD-LMU profile, B20 H17 L20	Chrome	1 Pc	29,22
	DCC90SQ/6	Flat corner junction for PBD-LMU profile, B20 H17 L20	Matt black	1 Pc	39,62
	DCC90SQ/24	Flat corner junction for PBD-LMU profile, B20 H17 L20	Brushed steel effect	1 Pc	36,32
	DCC90SQ/97	Flat corner junction for PBD-LMU profile, B20 H17 L20	Matt aluminium	1 Pc	52,36
	GTUP2	Glass holder seal, H2	Transparent	1 m	1,38
	GTUP3	Glass holder seal, H3	Transparent	1 m	1,56
	GTUP4	Glass holder seal, H4	Transparent	1 m	1,92
	GTUP5	Glass holder seal, H5	Transparent	1 m	2,66
	GTUP6	Glass holder seal, H6	Transparent	1 m	3,76
	GTUP2G	Glass holder seal, H2	Embossed	1 m	2,04
	GTUP3G	Glass holder seal, H3	Embossed	1 m	2,32
	GTUP4G	Glass holder seal, H4	Embossed	1 m	2,60
	GTUP5G	Glass holder seal, H5	Embossed	1 m	2,94
	GTUP6G	Glass holder seal, H6	Embossed	1 m	4,34
	GTUP2N	Glass holder seal, H2	Matt black	1 m	1,38
	GTUP3N	Glass holder seal, H3	Matt black	1 m	1,56
	GTUP4N	Glass holder seal, H4	Matt black	1 m	1,92
	GTUP5N	Glass holder seal, H5	Matt black	1 m	2,66
	GTUP6N	Glass holder seal, H6	Matt black	1 m	3,76
		GM62SX	Left magnetic 45° gasket with white magnet, for 6/8 mm glass, L2200	Transparent	1 Pc
GM6230SX		Left magnetic 45° gasket with white magnet, for 6/8 mm glass, L3000	Transparent	1 Pc	50,16
GM62DX		Right magnetic 45° gasket with white magnet, for 6/8 mm glass, L2200	Transparent	1 Pc	36,78
GM6230DX		Right magnetic 45° gasket with white magnet, for 6/8 mm glass, L3000	Transparent	1 Pc	50,16
	GM014	Gasket with long side lip, for 8/10 mm glass, L2000	Transparent	1 Pc	22,06
	GM01422	Gasket with long side lip, for 8/10 mm glass, L2200	Transparent	1 Pc	24,38
	GM01422NR	Gasket with long side lip, for 8/10 mm glass, L2200	Matt black	1 Pc	29,24
	GM01425	Gasket with long side lip, for 8/10 mm glass, L2500	Transparent	1 Pc	26,70
	GM01425NR	Gasket with long side lip, for 8/10 mm glass, L2500	Matt black	1 Pc	32,04
	GM0143000	Gasket with long side lip, for 8/10 mm glass, L3000	Transparent	1 Pc	32,04
	GM06	Balloon gasket, for 8/10 mm glass, L2000	Transparent	1 Pc	20,52
	GM0622	Balloon gasket, for 8/10 mm glass, L2200	Transparent	1 Pc	22,56
	GM0622NR	Balloon gasket, for 8/10 mm glass, L2200	Matt black	1 Pc	27,06
	GM0625	Balloon gasket, for 8/10 mm glass, L2500	Transparent	1 Pc	25,66
	GM0625NR	Balloon gasket, for 8/10 mm glass, L2500	Matt black	1 Pc	30,82
	GM063000	Balloon gasket, for 8/10 mm glass, L3000	Transparent	1 Pc	29,72
	GM063000NR	Balloon gasket, for 8/10 mm glass, L3000	Matt black	1 Pc	35,66
		HAND10057VHB/8	Handle with VHB fixing, B57 H100 L7.5	Brushed steel	1 Pc
HAND10057VHB/15		Handle with VHB fixing, B57 H100 L7.5	Polished steel	1 Pc	83,50

	Art.	Description	Finish	Qty	EURO
	GLMKIT301/8	Wall/wall kit with frame profile for fixed glass with carriers, 8 mm glass	Brushed steel	1 Pc	883,16
	GLMKIT301/15	Wall/wall kit with frame profile for fixed glass with carriers, 8 mm glass	Polished steel	1 Pc	985,44
	GLMKIT701/8	Wall/wall kit with frame profile for fixed glass with wheels, 8 mm glass	Brushed steel	1 Pc	883,16
	GLMKIT701/15	Wall/wall kit with frame profile for fixed glass with wheels, 8 mm glass	Polished steel	1 Pc	985,44
	GLMKIT303/8	Wall/glass kit with frame profile for fixed glass with carriers, 8 mm glass	Brushed steel	1 Pc	967,98
	GLMKIT303/15	Wall/glass kit with frame profile for fixed glass with carriers, 8 mm glass	Polished steel	1 Pc	1.085,24
	GLMKIT703/8	Wall/glass kit with frame profile for fixed glass with wheels, 8 mm glass	Brushed steel	1 Pc	798,34
	GLMKIT703/15	Wall/glass kit with frame profile for fixed glass with wheels, 8 mm glass	Polished steel	1 Pc	898,12
	GLMKIT305/8	Glass/glass kit with frame profile for fixed glass with carriers, 8 mm glass	Brushed steel	1 Pc	1.102,70
	GLMKIT305/15	Glass/glass kit with frame profile for fixed glass with carriers, 8 mm glass	Polished steel	1 Pc	1.207,50
	GLM3050/9	Single roller, for 8/10.7 mm glass	Machining steel (CNC)	1 Pc	271,82
	GLM3050/15	Single roller, for 8/10.7 mm glass	Polished steel	1 Pc	300,20
	GLM3000/9	Kit of 2 rollers, for 8/10.7 mm glass	Machining steel (CNC)	1 Pc	541,86
	GLM3000/15	Kit of 2 rollers, for 8/10.7 mm glass	Polished steel	1 Pc	598,64
	GLMRCT/9	Sliding wheel, for 6/12.7 mm glass	Machining steel (CNC)	1 Pc	93,24
	GLMRCT/15	Sliding wheel, for 6/12.7 mm glass	Polished steel	1 Pc	126,14
	GLMAN/9	Anti-derailment pin, for 6/12.7 mm glass	Machining steel (CNC)	1 Pc	62,96
	GLMAN/15	Anti-derailment pin, for 6/12.7 mm glass	Polished steel	1 Pc	68,32
	GLM7000/9	Kit of 2 wheels + 2 pins, for 6/12.7 mm glass	Machining steel (CNC)	1 Pc	307,14
	GLM7000/15	Kit of 2 wheels + 2 pins, for 6/12.7 mm glass	Polished steel	1 Pc	338,58
	GLMTND10/8	Solid round track, L1000	Brushed steel	1 Pc	187,12
	GLMTND10/15	Solid round track, L1000	Polished steel	1 Pc	249,48
	GLMBDLN15/8	Cut to size solid round track, B20	Brushed steel	1 m	156,04
	GLMBDLN15/15	Cut to size solid round track, B20	Polished steel	1 m	173,52
	GLMFORO	Hole for GLMBDLN15		1 Pc	45,46










SHOWERS








BALUSTRADES

OUTDOORS

INDOORS


SHOWERS

	Art.	Description	Finish	Qty	EURO
	GLMBRM/9	Wall fixing	Machining steel (CNC)	1 Pc	22,38
	GLMBRM/15	Wall fixing	Polished steel	1 Pc	26,12
	GLMBRV/9	Glass fixing, for 8/12 mm glass	Machining steel (CNC)	1 Pc	44,02
	GLMBRV/15	Glass fixing, for 8/12 mm glass	Polished steel	1 Pc	47,60
	GLMDSTP/9	Side wall fixing	Machining steel (CNC)	1 Pc	57,20
	GLMDSTP/15	Side wall fixing	Polished steel	1 Pc	61,54
	GLMDSTV/9	Side glass fixing, for 8/15 mm glass	Machining steel (CNC)	1 Pc	96,52
	GLMDSTV/15	Side glass fixing, for 8/15 mm glass	Polished steel	1 Pc	120,96
	GLM3020/9	End stop	Machining steel (CNC)	1 Pc	23,80
	GLM3020/15	End stop	Polished steel	1 Pc	27,08
	GLM3023/9	Oval end stop with rubber buffer	Machining steel (CNC)	1 Pc	48,84
	GLM3023/15	Oval end stop with rubber buffer	Polished steel	1 Pc	55,04
	DCC218/1	Snap floor guide for glass with profile, for 8 mm glass, B20 H20 L40	Chrome	1 Pc	35,34
	DCC218/24	Snap floor guide for glass with profile, for 8 mm glass, B20 H20 L40	Brushed steel effect	1 Pc	37,42
	DCC220/1	Snap floor guide for glass with profile, for 10 mm glass, B20 H20 L40	Chrome	1 Pc	35,34
	DCC220/24	Snap floor guide for glass with profile, for 10 mm glass, B20 H20 L40	Brushed steel effect	1 Pc	37,42
	PBD3183.150/6	U profile, B16 H15 L1498	Matt black	1 Pc	93,40
	PBD3183.150/88	U profile, B16 H15 L1498	Brushed steel effect alu.	1 Pc	50,02
	PBD3183.150/91	U profile, B16 H15 L1498	Polished aluminium	1 Pc	52,88
	PBD3183.150/97	U profile, B16 H15 L1498	Matt aluminium	1 Pc	47,94
	PBD3183.220/6	U profile, B16 H15 L2200	Matt black	1 Pc	116,80
	PBD3183.220/88	U profile, B16 H15 L2200	Brushed steel effect alu.	1 Pc	51,78
	PBD3183.220/91	U profile, B16 H15 L2200	Polished aluminium	1 Pc	56,04
	PBD3183.220/97	U profile, B16 H15 L2200	Matt aluminium	1 Pc	48,70
	PBD3183/6	U profile, B16 H15 L3000	Matt black	1 Pc	140,18
	PBD3183/88	U profile, B16 H15 L3000	Brushed steel effect alu.	1 Pc	53,54
	PBD3183/91	U profile, B16 H15 L3000	Polished aluminium	1 Pc	59,18
	PBD3183/97	U profile, B16 H15 L3000	Matt aluminium	1 Pc	49,44
	PBD3184.100/6	Rounded upper profile, B16 H13.5 L992	Matt black	1 Pc	55,12
	PBD3184.100/88	Rounded upper profile, B16 H13.5 L992	Brushed steel effect alu.	1 Pc	22,48
	PBD3184.100/91	Rounded upper profile, B16 H13.5 L992	Polished aluminium	1 Pc	25,82
	PBD3184.100/97	Rounded upper profile, B16 H13.5 L992	Matt aluminium	1 Pc	21,74
	PBD3184.150/6	Rounded upper profile, B16 H13.5 L1498	Matt black	1 Pc	76,16
	PBD3184.150/88	Rounded upper profile, B16 H13.5 L1498	Brushed steel effect alu.	1 Pc	26,82
	PBD3184.150/91	Rounded upper profile, B16 H13.5 L1498	Polished aluminium	1 Pc	32,94
	PBD3184.150/97	Rounded upper profile, B16 H13.5 L1498	Matt aluminium	1 Pc	26,60
	PBD3184/6	Rounded upper profile, B16 H13.5 L3000	Matt black	1 Pc	128,18
	PBD3184/88	Rounded upper profile, B16 H13.5 L3000	Brushed steel effect alu.	1 Pc	30,40
	PBD3184/91	Rounded upper profile, B16 H13.5 L3000	Polished aluminium	1 Pc	42,60
	PBD3184/97	Rounded upper profile, B16 H13.5 L3000	Matt aluminium	1 Pc	28,22


	Art.	Description	Finish	Qty	EURO
	PBDTP/6	Rounded cap, B16 H17 L1	Matt black	1 Pc	14,20
	PBDTP/88	Rounded cap, B16 H17 L1	Brushed steel effect alu.	1 Pc	18,00
	PBDTP/91	Rounded cap, B16 H17 L1	Polished aluminium	1 Pc	18,00
	PBDTP/97	Rounded cap, B16 H17 L1	Matt aluminium	1 Pc	10,34
	PBD3186.100/6	Flat upper profile, B16 H13.5 L992	Matt black	1 Pc	55,12
	PBD3186.100/88	Flat upper profile, B16 H13.5 L992	Brushed steel effect alu.	1 Pc	22,48
	PBD3186.100/91	Flat upper profile, B16 H13.5 L992	Polished aluminium	1 Pc	25,82
	PBD3186.100/97	Flat upper profile, B16 H13.5 L992	Matt aluminium	1 Pc	21,74
	PBD3186.150/6	Flat upper profile, B16 H13.5 L1498	Matt black	1 Pc	76,16
	PBD3186.150/88	Flat upper profile, B16 H13.5 L1498	Brushed steel effect alu.	1 Pc	26,82
	PBD3186.150/91	Flat upper profile, B16 H13.5 L1498	Polished aluminium	1 Pc	32,94
	PBD3186.150/97	Flat upper profile, B16 H13.5 L1498	Matt aluminium	1 Pc	26,60
	PBD3186/6	Flat upper profile, B16 H13.5 L3000	Matt black	1 Pc	128,18
	PBD3186/88	Flat upper profile, B16 H13.5 L3000	Brushed steel effect alu.	1 Pc	30,40
	PBD3186/91	Flat upper profile, B16 H13.5 L3000	Polished aluminium	1 Pc	42,60
	PBD3186/97	Flat upper profile, B16 H13.5 L3000	Matt aluminium	1 Pc	28,22
		PBD86TP/6	Flat cap, B16 H17 L1	Matt black	1 Pc
PBD86TP/88		Flat cap, B16 H17 L1	Brushed steel effect alu.	1 Pc	18,00
PBD86TP/91		Flat cap, B16 H17 L1	Polished aluminium	1 Pc	18,00
PBD86TP/97		Flat cap, B16 H17 L1	Matt aluminium	1 Pc	10,34
	DCC90/1	Corner junction for PBD-LMU profile, B20 H17 L20	Chrome	1 Pc	29,22
	DCC90/6	Corner junction for PBD-LMU profile, B20 H17 L20	Matt black	1 Pc	39,62
	DCC90/24	Corner junction for PBD-LMU profile, B20 H17 L20	Brushed steel effect	1 Pc	36,32
	DCC90/97	Corner junction for PBD-LMU profile, B20 H17 L20	Matt aluminium	1 Pc	52,36
	DCC90SQ/1	Flat corner junction for PBD-LMU profile, B20 H17 L20	Chrome	1 Pc	29,22
	DCC90SQ/6	Flat corner junction for PBD-LMU profile, B20 H17 L20	Matt black	1 Pc	39,62
	DCC90SQ/24	Flat corner junction for PBD-LMU profile, B20 H17 L20	Brushed steel effect	1 Pc	36,32
	DCC90SQ/97	Flat corner junction for PBD-LMU profile, B20 H17 L20	Matt aluminium	1 Pc	52,36
	GTUP2	Glass holder seal, H2	Transparent	1 m	1,38
	GTUP3	Glass holder seal, H3	Transparent	1 m	1,56
	GTUP4	Glass holder seal, H4	Transparent	1 m	1,92
	GTUP5	Glass holder seal, H5	Transparent	1 m	2,66
	GTUP6	Glass holder seal, H6	Transparent	1 m	3,76
	GTUP2G	Glass holder seal, H2	Embossed	1 m	2,04
	GTUP3G	Glass holder seal, H3	Embossed	1 m	2,32
	GTUP4G	Glass holder seal, H4	Embossed	1 m	2,60
	GTUP5G	Glass holder seal, H5	Embossed	1 m	2,94
	GTUP6G	Glass holder seal, H6	Embossed	1 m	4,34
	GTUP2N	Glass holder seal, H2	Matt black	1 m	1,38
	GTUP3N	Glass holder seal, H3	Matt black	1 m	1,56
	GTUP4N	Glass holder seal, H4	Matt black	1 m	1,92
	GTUP5N	Glass holder seal, H5	Matt black	1 m	2,66
	GTUP6N	Glass holder seal, H6	Matt black	1 m	3,76
		GM01410	Gasket with short side lip, for 8/10 mm glass, L2000	Transparent	1 Pc
GM0141022		Gasket with short side lip, for 8/10 mm glass, L2200	Transparent	1 Pc	22,96
GM0141025		Gasket with short side lip, for 8/10 mm glass, L2500	Transparent	1 Pc	26,10

SHOWERS


BALUSTRADES

	Art.	Description	Finish	Qty	EURO
	GM06	Balloon gasket, for 8/10 mm glass, L2000	Transparent	1 Pc	20,52
	GM0622	Balloon gasket, for 8/10 mm glass, L2200	Transparent	1 Pc	22,56
	GM0622NR	Balloon gasket, for 8/10 mm glass, L2200	Matt black	1 Pc	27,06
	GM0625	Balloon gasket, for 8/10 mm glass, L2500	Transparent	1 Pc	25,66
	GM0625NR	Balloon gasket, for 8/10 mm glass, L2500	Matt black	1 Pc	30,82
	GM063000	Balloon gasket, for 8/10 mm glass, L3000	Transparent	1 Pc	29,72
	GM063000NR	Balloon gasket, for 8/10 mm glass, L3000	Matt black	1 Pc	35,66

OUTDOORS


	HAND10057VHB/8	Handle with VHB fixing, B57 H100 L7.5	Brushed steel	1 Pc	83,50
	HAND10057VHB/15	Handle with VHB fixing, B57 H100 L7.5	Polished steel	1 Pc	83,50


INDOORS


	DQ30SGCOV/1	Wall/glass adjustable side hinge, for 6/8 mm glass, B53 H80	Chrome	1 Pc	110,48
	DQ30SGCOV/24	Wall/glass adjustable side hinge, for 6/8 mm glass, B53 H80	Brushed steel effect	1 Pc	110,48
	DQ30SGCOV/73	Wall/glass adjustable side hinge, for 6/8 mm glass, B53 H80	Polished black nickel	1 Pc	163,94
	DQ30SGCOV/R2	Wall/glass adjustable side hinge, for 6/8 mm glass, B53 H80	RAL9005 matt black	1 Pc	149,06


SHOWERS

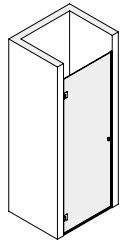
	DQ30SGPVT/1	Wall/glass adjustable side pivot hinge, for 6/8 mm glass, B53 H80	Chrome	1 Pc	149,16
	DQ30SGPVT/24	Wall/glass adjustable side pivot hinge, for 6/8 mm glass, B53 H80	Brushed steel effect	1 Pc	149,16
	DQ30SGPVT/73	Wall/glass adjustable side pivot hinge, for 6/8 mm glass, B53 H80	Polished black nickel	1 Pc	221,32
	DQ30SGPVT/R2	Wall/glass adjustable side pivot hinge, for 6/8 mm glass, B53 H80	RAL9005 matt black	1 Pc	201,22

	DQ380SG/1	Glass/glass adjustable in-line hinge, for 6/8 mm glass, B53 H80	Chrome	1 Pc	159,32
	DQ380SG/24	Glass/glass adjustable in-line hinge, for 6/8 mm glass, B53 H80	Brushed steel effect	1 Pc	159,32
	DQ380SG/73	Glass/glass adjustable in-line hinge, for 6/8 mm glass, B53 H80	Polished black nickel	1 Pc	236,04
	DQ380SG/R2	Glass/glass adjustable in-line hinge, for 6/8 mm glass, B53 H80	RAL9005 matt black	1 Pc	214,58

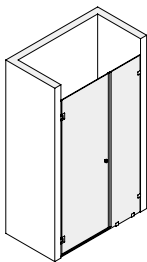
	DQ40SGCOV/1	Wall/glass adjustable side hinge, for 8/12 mm glass, B58 H90	Chrome	1 Pc	125,90
	DQ40SGCOV/24	Wall/glass adjustable side hinge, for 8/12 mm glass, B58 H90	Brushed steel effect	1 Pc	125,90
	DQ40SGCOV/73	Wall/glass adjustable side hinge, for 8/12 mm glass, B58 H90	Polished black nickel	1 Pc	186,56
	DQ40SGCOV/R2	Wall/glass adjustable side hinge, for 8/12 mm glass, B58 H90	RAL9005 matt black	1 Pc	169,60

	DQ40SGPVT/1	Wall/glass adjustable side pivot hinge, for 8/12 mm glass, B58 H90	Chrome	1 Pc	170,90
	DQ40SGPVT/24	Wall/glass adjustable side pivot hinge, for 8/12 mm glass, B58 H90	Brushed steel effect	1 Pc	170,90
	DQ40SGPVT/73	Wall/glass adjustable side pivot hinge, for 8/12 mm glass, B58 H90	Polished black nickel	1 Pc	253,84
	DQ40SGPVT/R2	Wall/glass adjustable side pivot hinge, for 8/12 mm glass, B58 H90	RAL9005 matt black	1 Pc	230,76

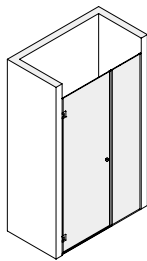
	DQ480SG/1	Glass/glass adjustable in-line hinge, for 8/12 mm glass, B58 H90	Chrome	1 Pc	194,66
	DQ480SG/24	Glass/glass adjustable in-line hinge, for 8/12 mm glass, B58 H90	Brushed steel effect	1 Pc	194,66
	DQ480SG/73	Glass/glass adjustable in-line hinge, for 8/12 mm glass, B58 H90	Polished black nickel	1 Pc	288,32
	DQ480SG/R2	Glass/glass adjustable in-line hinge, for 8/12 mm glass, B58 H90	RAL9005 matt black	1 Pc	262,10



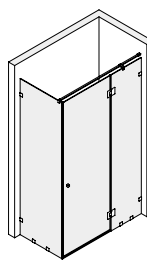
Art.	Description	Finish	Qty	EURO
BDSQ6801/1	Wall/wall kit and hinges DQ30COV, for 6/8 mm glass	Chrome	1 Pc	402,64
BDSQ6801/2	Wall/wall kit and hinges DQ30COV, for 6/8 mm glass	Polished gold	1 Pc	519,86
BDSQ6801/4	Wall/wall kit and hinges DQ30COV, for 6/8 mm glass	Bronze	1 Pc	537,80
BDSQ6801/24	Wall/wall kit and hinges DQ30COV, for 6/8 mm glass	Brushed steel effect	1 Pc	429,52
BDSQ6801/R2	Wall/wall kit and hinges DQ30COV, for 6/8 mm glass	RAL9005 Matt black	1 Pc	475,34
BDSQ81001/1	Wall/wall kit and hinges DQ40COV, for 8/10 mm glass	Chrome	1 Pc	436,38
BDSQ81001/2	Wall/wall kit and hinges DQ40COV, for 8/10 mm glass	Polished gold	1 Pc	563,38
BDSQ81001/4	Wall/wall kit and hinges DQ40COV, for 8/10 mm glass	Bronze	1 Pc	581,30
BDSQ81001/24	Wall/wall kit and hinges DQ40COV, for 8/10 mm glass	Brushed steel effect	1 Pc	463,28
BDSQ81001/R2	Wall/wall kit and hinges DQ40COV, for 8/10 mm glass	RAL9005 Matt black	1 Pc	518,84



BDSQ6803/1	Wall/wall kit with fixed glass, clamps and hinges DQ30COV, 6/8 mm glass	Chrome	1 Pc	601,30
BDSQ6803/2	Wall/wall kit with fixed glass, clamps and hinges DQ30COV, 6/8 mm glass	Polished gold	1 Pc	769,84
BDSQ6803/4	Wall/wall kit with fixed glass, clamps and hinges DQ30COV, 6/8 mm glass	Bronze	1 Pc	787,78
BDSQ6803/24	Wall/wall kit with fixed glass, clamps and hinges DQ30COV, 6/8 mm glass	Brushed steel effect	1 Pc	628,16
BDSQ6803/R2	Wall/wall kit with fixed glass, clamps and hinges DQ30COV, 6/8 mm glass	RAL9005 Matt black	1 Pc	725,32
BDSQ81003/1	Wall/wall kit with fixed glass, clamps and hinges DQ40COV, 8/10 mm glass	Chrome	1 Pc	641,06
BDSQ81003/2	Wall/wall kit with fixed glass, clamps and hinges DQ40COV, 8/10 mm glass	Polished gold	1 Pc	819,42
BDSQ81003/4	Wall/wall kit with fixed glass, clamps and hinges DQ40COV, 8/10 mm glass	Bronze	1 Pc	837,34
BDSQ81003/24	Wall/wall kit with fixed glass, clamps and hinges DQ40COV, 8/10 mm glass	Brushed steel effect	1 Pc	667,96
BDSQ81003/R2	Wall/wall kit with fixed glass, clamps and hinges DQ40COV, 8/10 mm glass	RAL9005 Matt black	1 Pc	774,88



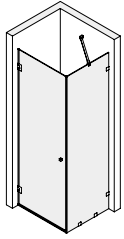
BDSQ6805/1	Wall/wall kit with fixed glass, profiles and hinges DQ30COV, 6/8 mm glass	Chrome	1 Pc	946,58
BDSQ6805/2	Wall/wall kit with fixed glass, profiles and hinges DQ30COV, 6/8 mm glass	Polished gold	1 Pc	1.283,42
BDSQ6805/4	Wall/wall kit with fixed glass, profiles and hinges DQ30COV, 6/8 mm glass	Bronze	1 Pc	1.323,76
BDSQ6805/24	Wall/wall kit with fixed glass, profiles and hinges DQ30COV, 6/8 mm glass	Brushed steel effect	1 Pc	1.090,90
BDSQ6805/R2	Wall/wall kit with fixed glass, profiles and hinges DQ30COV, 6/8 mm glass	RAL9005 Matt black	1 Pc	782,16
BDSQ81005/1	Wall/wall kit with fixed glass, profiles and hinges DQ40COV, 8/10 mm glass	Chrome	1 Pc	977,06
BDSQ81005/2	Wall/wall kit with fixed glass, profiles and hinges DQ40COV, 8/10 mm glass	Polished gold	1 Pc	1.323,70
BDSQ81005/4	Wall/wall kit with fixed glass, profiles and hinges DQ40COV, 8/10 mm glass	Bronze	1 Pc	1.364,04
BDSQ81005/24	Wall/wall kit with fixed glass, profiles and hinges DQ40COV, 8/10 mm glass	Brushed steel effect	1 Pc	1.121,38
BDSQ81005/R2	Wall/wall kit with fixed glass, profiles and hinges DQ40COV, 8/10 mm glass	RAL9005 Matt black	1 Pc	822,42



BDSQ6807/1	Wall/glass kit with fixed glass, clamps and hinges DQ380, 6/8 mm glass	Chrome	1 Pc	1.069,88
BDSQ6807/2	Wall/glass kit with fixed glass, clamps and hinges DQ380, 6/8 mm glass	Polished gold	1 Pc	1.412,04
BDSQ6807/4	Wall/glass kit with fixed glass, clamps and hinges DQ380, 6/8 mm glass	Bronze	1 Pc	1.430,00
BDSQ6807/24	Wall/glass kit with fixed glass, clamps and hinges DQ380, 6/8 mm glass	Brushed steel effect	1 Pc	1.162,82
BDSQ6807/R2	Wall/glass kit with fixed glass, clamps and hinges DQ380, 6/8 mm glass	RAL9005 Matt black	1 Pc	1.367,52
BDSQ81007/1	Wall/glass kit with fixed glass, clamps and hinges DQ480, 8/10 mm glass	Chrome	1 Pc	1.145,18
BDSQ81007/2	Wall/glass kit with fixed glass, clamps and hinges DQ480, 8/10 mm glass	Polished gold	1 Pc	1.510,56
BDSQ81007/4	Wall/glass kit with fixed glass, clamps and hinges DQ480, 8/10 mm glass	Bronze	1 Pc	1.528,48
BDSQ81007/24	Wall/glass kit with fixed glass, clamps and hinges DQ480, 8/10 mm glass	Brushed steel effect	1 Pc	1.238,10
BDSQ81007/R2	Wall/glass kit with fixed glass, clamps and hinges DQ480, 8/10 mm glass	RAL9005 Matt black	1 Pc	1.466,04

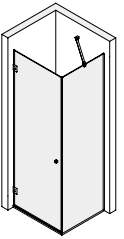
SHOWERS

BALUSTRADES



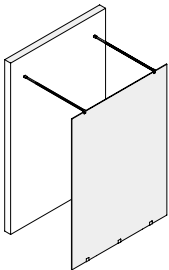
Art.	Description	Finish	Qty	EURO
BDSQ6813/1	Wall/wall corner kit with fixed glass, clamps and hinges DQ30COV, 6/8 mm glass	Chrome	1 Pc	738,30
BDSQ6813/2	Wall/wall corner kit with fixed glass, clamps and hinges DQ30COV, 6/8 mm glass	Polished gold	1 Pc	964,64
BDSQ6813/4	Wall/wall corner kit with fixed glass, clamps and hinges DQ30COV, 6/8 mm glass	Bronze	1 Pc	982,56
BDSQ6813/24	Wall/wall corner kit with fixed glass, clamps and hinges DQ30COV, 6/8 mm glass	Brushed steel effect	1 Pc	781,50
BDSQ6813/R2	Wall/wall corner kit with fixed glass, clamps and hinges DQ30COV, 6/8 mm glass	RAL9005 Matt black	1 Pc	973,26
BDSQ81013/1	Wall/wall corner kit with fixed glass, clamps and hinges DQ40COV, 8/10 mm glass	Chrome	1 Pc	775,90
BDSQ81013/2	Wall/wall corner kit with fixed glass, clamps and hinges DQ40COV, 8/10 mm glass	Polished gold	1 Pc	1.012,00
BDSQ81013/4	Wall/wall corner kit with fixed glass, clamps and hinges DQ40COV, 8/10 mm glass	Bronze	1 Pc	1.029,96
BDSQ81013/24	Wall/wall corner kit with fixed glass, clamps and hinges DQ40COV, 8/10 mm glass	Brushed steel effect	1 Pc	819,12
BDSQ81013/R2	Wall/wall corner kit with fixed glass, clamps and hinges DQ40COV, 8/10 mm glass	RAL9005 Matt black	1 Pc	1.020,66

OUTDOORS



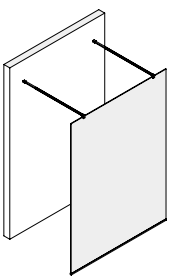
BDSQ6815/1	Wall/wall corner kit with fixed glass, profiles and hinges DQ30COV, 6/8 mm glass	Chrome	1 Pc	1.160,98
BDSQ6815/2	Wall/wall corner kit with fixed glass, profiles and hinges DQ30COV, 6/8 mm glass	Polished gold	1 Pc	1.622,84
BDSQ6815/4	Wall/wall corner kit with fixed glass, profiles and hinges DQ30COV, 6/8 mm glass	Bronze	1 Pc	1.676,62
BDSQ6815/24	Wall/wall corner kit with fixed glass, profiles and hinges DQ30COV, 6/8 mm glass	Brushed steel effect	1 Pc	1.356,60
BDSQ6815/R2	Wall/wall corner kit with fixed glass, profiles and hinges DQ30COV, 6/8 mm glass	RAL9005 Matt black	1 Pc	1.063,12
BDSQ81015/1	Wall/wall corner kit with fixed glass, profiles and hinges DQ40COV, 8/10 mm glass	Chrome	1 Pc	1.189,28
BDSQ81015/2	Wall/wall corner kit with fixed glass, profiles and hinges DQ40COV, 8/10 mm glass	Polished gold	1 Pc	1.660,94
BDSQ81015/4	Wall/wall corner kit with fixed glass, profiles and hinges DQ40COV, 8/10 mm glass	Bronze	1 Pc	1.714,70
BDSQ81015/24	Wall/wall corner kit with fixed glass, profiles and hinges DQ40COV, 8/10 mm glass	Brushed steel effect	1 Pc	1.384,92
BDSQ81015/R2	Wall/wall corner kit with fixed glass, profiles and hinges DQ40COV, 8/10 mm glass	RAL9005 Matt black	1 Pc	1.101,22

INDOORS

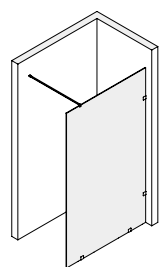


OPEN03DQ/1	Two-side walk-in shower kit with clamps, for 8/12 mm glass	Chrome	1 Pc	491,44
OPEN03DQ/2	Two-side walk-in shower kit with clamps, for 8/12 mm glass	Polished gold	1 Pc	644,84
OPEN03DQ/4	Two-side walk-in shower kit with clamps, for 8/12 mm glass	Bronze	1 Pc	644,84
OPEN03DQ/24	Two-side walk-in shower kit with clamps, for 8/12 mm glass	Brushed steel effect	1 Pc	623,46
OPEN03DQ/R2	Two-side walk-in shower kit with clamps, for 8/12 mm glass	RAL9005 Matt black	1 Pc	644,84

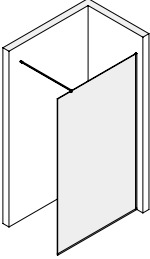
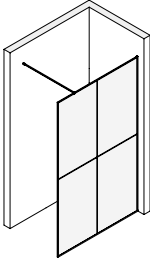
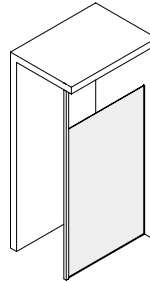





SHOWERS



OPEN03LMUDQ/1	Two-side walk-in shower kit with profiles, for 8/10 mm glass	Chrome	1 Pc	680,44
OPEN03LMUDQ/2	Two-side walk-in shower kit with profiles, for 8/10 mm glass	Polished gold	1 Pc	935,92
OPEN03LMUDQ/4	Two-side walk-in shower kit with profiles, for 8/10 mm glass	Bronze	1 Pc	993,42
OPEN03LMUDQ/24	Two-side walk-in shower kit with profiles, for 8/10 mm glass	Brushed steel effect	1 Pc	911,48
OPEN03LMUDQ/R2	Two-side walk-in shower kit with profiles, for 8/10 mm glass	RAL9005 Matt black	1 Pc	657,48



OPEN01DQ/1	Walk-in shower kit with clamps, for 8/12 mm glass	Chrome	1 Pc	337,40
OPEN01DQ/2	Walk-in shower kit with clamps, for 8/12 mm glass	Polished gold	1 Pc	446,18
OPEN01DQ/4	Walk-in shower kit with clamps, for 8/12 mm glass	Bronze	1 Pc	446,18
OPEN01DQ/24	Walk-in shower kit with clamps, for 8/12 mm glass	Brushed steel effect	1 Pc	403,42
OPEN01DQ/R2	Walk-in shower kit with clamps, for 8/12 mm glass	RAL9005 Matt black	1 Pc	446,18

	Art.	Description	Finish	Qty	EURO
	OPEN01LMUDQ/1	Walk-in shower kit with profiles, for 8/10 mm glass	Chrome	1 Pc	757,18
	OPEN01LMUDQ/2	Walk-in shower kit with profiles, for 8/10 mm glass	Polished gold	1 Pc	1.086,62
	OPEN01LMUDQ/4	Walk-in shower kit with profiles, for 8/10 mm glass	Bronze	1 Pc	1.155,68
	OPEN01LMUDQ/24	Walk-in shower kit with profiles, for 8/10 mm glass	Brushed steel effect	1 Pc	993,72
	OPEN01LMUDQ/R2	Walk-in shower kit with profiles, for 8/10 mm glass	RAL9005 Matt black	1 Pc	548,02
	OPEN01FOR8/6	Walk-in shower kit with finishing profiles, for 8 mm glass	Matt black	1 Pc	679,44
	OPEN01FOR8/88	Walk-in shower kit with finishing profiles, for 8 mm glass	Brushed steel effect alu.	1 Pc	564,32
	OPEN01FOR10/6	Walk-in shower kit with finishing profiles, for 10 mm glass	Matt black	1 Pc	682,96
	OPEN01FOR10/88	Walk-in shower kit with finishing profiles, for 10 mm glass	Brushed steel effect alu.	1 Pc	567,84
	OPEN01NOVI/6	Walk-in shower kit with column, for 8/10 mm glass	Matt black	1 Pc	680,00
	OPEN01NOVI/91	Walk-in shower kit with column, for 8/10 mm glass	Polished aluminium	1 Pc	467,42
	DQ30COV/1	Wall/glass adjustable side hinge with hidden screws, for 6/8 mm glass, B50 H80	Chrome	1 Pc	107,28
	DQ30COV/2	Wall/glass adjustable side hinge with hidden screws, for 6/8 mm glass, B50 H80	Gold	1 Pc	144,70
	DQ30COV/4	Wall/glass adjustable side hinge with hidden screws, for 6/8 mm glass, B50 H80	Bronze	1 Pc	144,70
	DQ30COV/24	Wall/glass adjustable side hinge with hidden screws, for 6/8 mm glass, B50 H80	Brushed steel effect	1 Pc	107,28
	DQ30COV/R2	Wall/glass adjustable side hinge with hidden screws, for 6/8 mm glass, B50 H80	RAL9005 matt black	1 Pc	144,70
	DQ30/1	Wall/glass adjustable side hinge, for 6/8 mm glass, B50 H80	Chrome	1 Pc	103,56
	DQ30/24	Wall/glass adjustable side hinge, for 6/8 mm glass, B50 H80	Brushed steel effect	1 Pc	103,56
	DQ30/R2	Wall/glass adjustable side hinge, for 6/8 mm glass, B50 H80	RAL9005 matt black	1 Pc	139,70
	DQ32/1	Wall/glass adjustable central hinge, for 6/8 mm glass, B50 H80	Chrome	1 Pc	108,52
	DQ32/24	Wall/glass adjustable central hinge, for 6/8 mm glass, B50 H80	Brushed steel effect	1 Pc	108,52
	DQ32/R2	Wall/glass adjustable central hinge, for 6/8 mm glass, B50 H80	RAL9005 matt black	1 Pc	145,94
	DQ34/1	Wall/glass adjustable hinge for narrow door jambs, for 6/8 mm glass, B50 H80	Chrome	1 Pc	145,46
	DQ34/2	Wall/glass adjustable hinge for narrow door jambs, for 6/8 mm glass, B50 H80	Gold	1 Pc	196,36
	DQ34/24	Wall/glass adjustable hinge for narrow door jambs, for 6/8 mm glass, B50 H80	Brushed steel effect	1 Pc	145,46
	DQ34/R2	Wall/glass adjustable hinge for narrow door jambs, for 6/8 mm glass, B50 H80	RAL9005 matt black	1 Pc	196,36
	DQ380/1	Glass/glass adjustable in-line hinge with hidden screws, for 6/8 mm glass, B50 H80	Chrome	1 Pc	154,68
	DQ380/2	Glass/glass adjustable in-line hinge with hidden screws, for 6/8 mm glass, B50 H80	Gold	1 Pc	208,32
	DQ380/4	Glass/glass adjustable in-line hinge with hidden screws, for 6/8 mm glass, B50 H80	Bronze	1 Pc	208,32
	DQ380/24	Glass/glass adjustable in-line hinge with hidden screws, for 6/8 mm glass, B50 H80	Brushed steel effect	1 Pc	154,68
	DQ380/R2	Glass/glass adjustable in-line hinge with hidden screws, for 6/8 mm glass, B50 H80	RAL9005 matt black	1 Pc	208,32










SHOWERS

BALUSTRADES

OUTDOORS

INDOORS

SHOWERS

	Art.	Description	Finish	Qty	EURO
	DQ390/1	Glass/glass adjustable 90° hinge with hidden screws, for 6/8 mm glass, B50 H80	Chrome	1 Pc	194,60
	DQ390/24	Glass/glass adjustable 90° hinge with hidden screws, for 6/8 mm glass, B50 H80	Brushed steel effect	1 Pc	194,60
	DQ390/R2	Glass/glass adjustable 90° hinge with hidden screws, for 6/8 mm glass, B50 H80	RAL9005 matt black	1 Pc	261,96
	DQ3135/1	Glass/glass adjustable 135° hinge with hidden screws, for 6/8 mm glass, B50 H80	Chrome	1 Pc	173,40
	DQ3135/24	Glass/glass adjustable 135° hinge with hidden screws, for 6/8 mm glass, B50 H80	Brushed steel effect	1 Pc	173,40
	DQ3135/R2	Glass/glass adjustable 135° hinge with hidden screws, for 6/8 mm glass, B50 H80	RAL9005 matt black	1 Pc	234,12
	DQ37/1	Wall/glass adjustable in-line hinge with hidden screws, for 6/8 mm glass, B50 H80	Chrome	1 Pc	147,20
	DQ37/24	Wall/glass adjustable in-line hinge with hidden screws, for 6/8 mm glass, B50 H80	Brushed steel effect	1 Pc	147,20
	DQ375/1	Wall/glass adjustable 135° hinge with hidden screws, for 6/8 mm glass, B50 H80	Chrome	1 Pc	152,18
	DQ375/24	Wall/glass adjustable 135° hinge with hidden screws, for 6/8 mm glass, B50 H80	Brushed steel effect	1 Pc	152,18
	DQC35/1	Lock with double door knob, for 6/8 mm glass, B50 H80	Chrome	1 Pc	119,74
	DQC35/2	Lock with double door knob, for 6/8 mm glass, B50 H80	Gold	1 Pc	162,16
	DQC35/4	Lock with double door knob, for 6/8 mm glass, B50 H80	Bronze	1 Pc	162,16
	DQC35/24	Lock with double door knob, for 6/8 mm glass, B50 H80	Brushed steel effect	1 Pc	119,74
	DQC35/R2	Lock with double door knob, for 6/8 mm glass, B50 H80	RAL9005 matt black	1 Pc	162,16
	DQC37/1	Lock with double door knob and handles, for 6/8 mm glass, B50 H80	Chrome	1 Pc	174,64
	DQC37/24	Lock with double door knob and handles, for 6/8 mm glass, B50 H80	Brushed steel effect	1 Pc	174,64
	DQC38/1	Free/occupied lock with door knob, for 6/8 mm glass, B50 H80	Chrome	1 Pc	108,52
	DQC38/24	Free/occupied lock with door knob, for 6/8 mm glass, B50 H80	Brushed steel effect	1 Pc	108,52
	DQC39/1	Free/occupied lock with door knob and handles, for 6/8 mm glass, B50 H80	Chrome	1 Pc	162,16
	DQC39/24	Free/occupied lock with door knob and handles, for 6/8 mm glass, B50 H80	Brushed steel effect	1 Pc	162,16
	DQC395/1	Glass-mounted strike plate, for 6/8 mm glass, B50 H80	Chrome	1 Pc	76,10
	DQC395/2	Glass-mounted strike plate, for 6/8 mm glass, B50 H80	Gold	1 Pc	103,56
	DQC395/4	Glass-mounted strike plate, for 6/8 mm glass, B50 H80	Bronze	1 Pc	103,56
	DQC395/24	Glass-mounted strike plate, for 6/8 mm glass, B50 H80	Brushed steel effect	1 Pc	76,10
	DQC395/R2	Glass-mounted strike plate, for 6/8 mm glass, B50 H80	RAL9005 matt black	1 Pc	103,56

Art.	Description	Finish	Qty	EURO
	DQ40COV/1	Wall/glass adjustable side hinge with hidden screws, for 8/12 mm glass, B55 H90	Chrome	1 Pc 122,26
	DQ40COV/2	Wall/glass adjustable side hinge with hidden screws, for 8/12 mm glass, B55 H90	Gold	1 Pc 164,64
	DQ40COV/4	Wall/glass adjustable side hinge with hidden screws, for 8/12 mm glass, B55 H90	Bronze	1 Pc 164,64
	DQ40COV/24	Wall/glass adjustable side hinge with hidden screws, for 8/12 mm glass, B55 H90	Brushed steel effect	1 Pc 122,26
	DQ40COV/R2	Wall/glass adjustable side hinge with hidden screws, for 8/12 mm glass, B55 H90	RAL9005 matt black	1 Pc 164,64
	DQ40/1	Wall/glass adjustable side hinge, for 8/12 mm glass, B55 H90	Chrome	1 Pc 117,26
	DQ40/24	Wall/glass adjustable side hinge, for 8/12 mm glass, B55 H90	Brushed steel effect	1 Pc 117,26
	DQ40/R2	Wall/glass adjustable side hinge, for 8/12 mm glass, B55 H90	RAL9005 matt black	1 Pc 158,42
	DQ42/1	Wall/glass adjustable central hinge, for 8/12 mm glass, B55 H90	Chrome	1 Pc 124,74
	DQ42/24	Wall/glass adjustable central hinge, for 8/12 mm glass, B55 H90	Brushed steel effect	1 Pc 124,74
	DQ42/R2	Wall/glass adjustable central hinge, for 8/12 mm glass, B55 H90	RAL9005 matt black	1 Pc 168,42
	DQ44/1	Wall/glass adjustable hinge for narrow door jambs, for 8/12 mm glass, B55 H90	Chrome	1 Pc 160,94
	DQ44/2	Wall/glass adjustable hinge for narrow door jambs, for 8/12 mm glass, B55 H90	Gold	1 Pc 217,06
	DQ44/24	Wall/glass adjustable hinge for narrow door jambs, for 8/12 mm glass, B55 H90	Brushed steel effect	1 Pc 160,94
	DQ44/R2	Wall/glass adjustable hinge for narrow door jambs, for 8/12 mm glass, B55 H90	RAL9005 matt black	1 Pc 217,06
	DQ44P/1	Wall/glass adjustable pivot hinge for narrow door jambs, for 8/12 mm glass, B55 H90	Chrome	1 Pc 165,92
	DQ44P/2	Wall/glass adjustable pivot hinge for narrow door jambs, for 8/12 mm glass, B55 H90	Gold	1 Pc 224,02
	DQ44P/24	Wall/glass adjustable pivot hinge for narrow door jambs, for 8/12 mm glass, B55 H90	Brushed steel effect	1 Pc 165,92
	DQ44P/R2	Wall/glass adjustable pivot hinge for narrow door jambs, for 8/12 mm glass, B55 H90	RAL9005 matt black	1 Pc 224,02
	DQ480/1	Glass/glass adjustable in-line hinge with hidden screws, for 8/12 mm glass, B55 H90	Chrome	1 Pc 188,98
	DQ480/2	Glass/glass adjustable in-line hinge with hidden screws, for 8/12 mm glass, B55 H90	Gold	1 Pc 254,48
	DQ480/4	Glass/glass adjustable in-line hinge with hidden screws, for 8/12 mm glass, B55 H90	Bronze	1 Pc 254,48
	DQ480/24	Glass/glass adjustable in-line hinge with hidden screws, for 8/12 mm glass, B55 H90	Brushed steel effect	1 Pc 188,98
	DQ480/R2	Glass/glass adjustable in-line hinge with hidden screws, for 8/12 mm glass, B55 H90	RAL9005 matt black	1 Pc 254,48
	DQ480P/1	Glass/glass adjustable in-line pivot hinge with hidden screws, for 8/12 mm glass, B55 H90	Chrome	1 Pc 193,98
	DQ480P/2	Glass/glass adjustable in-line pivot hinge with hidden screws, for 8/12 mm glass, B55 H90	Gold	1 Pc 261,96
	DQ480P/24	Glass/glass adjustable in-line pivot hinge with hidden screws, for 8/12 mm glass, B55 H90	Brushed steel effect	1 Pc 193,98
	DQ480P/R2	Glass/glass adjustable in-line pivot hinge with hidden screws, for 8/12 mm glass, B55 H90	RAL9005 matt black	1 Pc 261,96
	DQ490/1	Glass/glass adjustable 90° hinge with hidden screws, for 8/12 mm glass, B55 H90	Chrome	1 Pc 227,02
	DQ490/24	Glass/glass adjustable 90° hinge with hidden screws, for 8/12 mm glass, B55 H90	Brushed steel effect	1 Pc 227,02
	DQ490/R2	Glass/glass adjustable 90° hinge with hidden screws, for 8/12 mm glass, B55 H90	RAL9005 matt black	1 Pc 306,86
	DQ4135/1	Glass/glass adjustable 135° hinge with hidden screws, for 8/12 mm glass, B55 H90	Chrome	1 Pc 213,32
	DQ4135/R2	Glass/glass adjustable 135° hinge with hidden screws, for 8/12 mm glass, B55 H90	RAL9005 matt black	1 Pc 288,16










SHOWERS

BALUSTRADES

OUTDOORS

INDOORS

SHOWERS

	Art.	Description	Finish	Qty	EURO
	DQ475/1	Wall/glass adjustable in-line hinge with hidden screws, for 8/12 mm glass, B55 H90	Chrome	1 Pc	172,16
	DQ475/24	Wall/glass adjustable in-line hinge with hidden screws, for 8/12 mm glass, B55 H90	Brushed steel effect	1 Pc	172,16
	DQC51/1	Lock with door knob and different key, for 10/12 mm glass, B55 H90	Chrome	1 Pc	139,70
	DQC51/2	Lock with door knob and different key, for 10/12 mm glass, B55 H90	Gold	1 Pc	188,60
	DQC51/4	Lock with door knob and different key, for 10/12 mm glass, B55 H90	Bronze	1 Pc	188,60
	DQC51/24	Lock with door knob and different key, for 10/12 mm glass, B55 H90	Brushed steel effect	1 Pc	139,70
	DQC51/R2	Lock with door knob and different key, for 10/12 mm glass, B55 H90	RAL9005 matt black	1 Pc	188,60
	DQC53/1	Lock with door knob, handles and different key, for 10/12 mm glass, B55 H90	Chrome	1 Pc	194,38
	DQC53/24	Lock with door knob, handles and different key, for 10/12 mm glass, B55 H90	Brushed steel effect	1 Pc	199,50
	DQC55/1	Lock with double door knob, for 10/12 mm glass, B55 H90	Chrome	1 Pc	119,32
	DQC55/24	Lock with double door knob, for 10/12 mm glass, B55 H90	Brushed steel effect	1 Pc	118,84
	DQC575/1	Lock with double door knob and handles, for 10/12 mm glass, B55 H90	Chrome	1 Pc	171,50
	DQC575/24	Lock with double door knob and handles, for 10/12 mm glass, B55 H90	Brushed steel effect	1 Pc	175,04
	DQC58/24	Free/occupied lock with door knob, for 10/12 mm glass, B55 H90	Brushed steel effect	1 Pc	113,74
	DQC59/1	Free/occupied lock with door knob and handles, for 10/12 mm glass, B55 H90	Chrome	1 Pc	151,82
	DQC59/24	Free/occupied lock with door knob and handles, for 10/12 mm glass, B55 H90	Brushed steel effect	1 Pc	147,32
	DQC61/1	Glass-mounted strike plate, for 10/12 mm glass, B55 H90	Chrome	1 Pc	77,34
	DQC61/2	Glass-mounted strike plate, for 10/12 mm glass, B55 H90	Gold	1 Pc	102,28
	DQC61/4	Glass-mounted strike plate, for 10/12 mm glass, B55 H90	Bronze	1 Pc	102,28
	DQC61/24	Glass-mounted strike plate, for 10/12 mm glass, B55 H90	Brushed steel effect	1 Pc	77,34
	DQC61/R2	Glass-mounted strike plate, for 10/12 mm glass, B55 H90	RAL9005 matt black	1 Pc	102,28
	DQC63/1	Bolt, for 10/12 mm glass, B53 H63	Chrome	1 Pc	116,82
	DQC63/24	Bolt, for 10/12 mm glass, B53 H63	Brushed steel effect	1 Pc	116,82

	Art.	Description	Finish	Qty	EURO
	DQC65/1	Strike plate for bolt, for 10/12 mm glass, B53 H63	Chrome	1 Pc	86,70
	DQC65/24	Strike plate for bolt, for 10/12 mm glass, B53 H63	Brushed steel effect	1 Pc	86,70
	DQM41/1	Wall/glass flush to the wall clamp, for 6/12 mm glass, B40 H40	Chrome	1 Pc	37,42
	DQM41/2	Wall/glass flush to the wall clamp, for 6/12 mm glass, B40 H40	Gold	1 Pc	50,52
	DQM41/4	Wall/glass flush to the wall clamp, for 6/12 mm glass, B40 H40	Bronze	1 Pc	50,52
	DQM41/24	Wall/glass flush to the wall clamp, for 6/12 mm glass, B40 H40	Brushed steel effect	1 Pc	37,42
	DQM41/73	Wall/glass flush to the wall clamp, for 6/12 mm glass, B40 H40	Polished black nickel	1 Pc	55,58
	DQM41/R2	Wall/glass flush to the wall clamp, for 6/12 mm glass, B40 H40	RAL9005 matt black	1 Pc	50,52
	DQM43/1	Wall/glass clamp, for 6/12 mm glass, B40 H40	Chrome	1 Pc	38,68
	DQM43/24	Wall/glass clamp, for 6/12 mm glass, B40 H40	Brushed steel effect	1 Pc	38,68
	DQM43/R2	Wall/glass clamp, for 6/12 mm glass, B40 H40	RAL9005 matt black	1 Pc	52,38
	DQM57/1	Wall/glass narrow side fixing clamp, for 6/12 mm glass, B40 H40	Chrome	1 Pc	52,38
	DQM57/2	Wall/glass narrow side fixing clamp, for 6/12 mm glass, B40 H40	Gold	1 Pc	71,10
	DQM57/4	Wall/glass narrow side fixing clamp, for 6/12 mm glass, B40 H40	Bronze	1 Pc	71,10
	DQM57/24	Wall/glass narrow side fixing clamp, for 6/12 mm glass, B40 H40	Brushed steel effect	1 Pc	52,38
	DQM57/73	Wall/glass narrow side fixing clamp, for 6/12 mm glass, B40 H40	Polished black nickel	1 Pc	78,24
	DQM57/R2	Wall/glass narrow side fixing clamp, for 6/12 mm glass, B40 H40	RAL9005 matt black	1 Pc	71,10
	DQM52/1	Wall/glass large side fixing clamp, for 6/12 mm glass, B40 H40	Chrome	1 Pc	54,90
	DQM52/24	Wall/glass large side fixing clamp, for 6/12 mm glass, B40 H40	Brushed steel effect	1 Pc	54,90
	DQM52/R2	Wall/glass large side fixing clamp, for 6/12 mm glass, B40 H40	RAL9005 matt black	1 Pc	74,12
	DQM50/1	Wall/glass in-line clamp, for 6/12 mm glass, B40 H40	Chrome	1 Pc	51,16
	DQM50/24	Wall/glass in-line clamp, for 6/12 mm glass, B40 H40	Brushed steel effect	1 Pc	51,16
	DQM50/R2	Wall/glass in-line clamp, for 6/12 mm glass, B40 H40	RAL9005 matt black	1 Pc	69,12
	DQM47/1	Glass/glass 90° clamp, for 6/12 mm glass, B40 H40	Chrome	1 Pc	69,86
	DQM47/2	Glass/glass 90° clamp, for 6/12 mm glass, B40 H40	Gold	1 Pc	94,32
	DQM47/4	Glass/glass 90° clamp, for 6/12 mm glass, B40 H40	Bronze	1 Pc	94,32
	DQM47/24	Glass/glass 90° clamp, for 6/12 mm glass, B40 H40	Brushed steel effect	1 Pc	69,86
	DQM47/73	Glass/glass 90° clamp, for 6/12 mm glass, B40 H40	Polished black nickel	1 Pc	103,74
	DQM47/R2	Glass/glass 90° clamp, for 6/12 mm glass, B40 H40	RAL9005 matt black	1 Pc	94,32
	DQM45/1	Glass/glass in-line clamp, for 6/12 mm glass, B83 H40	Chrome	1 Pc	66,14
	DQM45/24	Glass/glass in-line clamp, for 6/12 mm glass, B83 H40	Brushed steel effect	1 Pc	66,14
	DQM45/R2	Glass/glass in-line clamp, for 6/12 mm glass, B83 H40	RAL9005 matt black	1 Pc	89,32
	DQM49/1	Glass/glass 135° clamp, for 6/12 mm glass, B40 H40	Chrome	1 Pc	69,68
	DQM09/1	Wall/glass clamp, for 6/12 mm glass, B80 H50	Chrome	1 Pc	83,22
	DQM09/24	Wall/glass clamp, for 6/12 mm glass, B80 H50	Brushed steel effect	1 Pc	83,22
	DQM09/R2	Wall/glass clamp, for 6/12 mm glass, B80 H50	RAL9005 matt black	1 Pc	112,26

SHOWERS








BALUSTRADES

OUTDOORS

INDOORS

SHOWERS

	Art.	Description	Finish	Qty	EURO
	DQM11/1	Wall/glass narrow side fixing clamp, for 6/12 mm glass, B80 H40	Chrome	1 Pc	78,60
	DQM11/2	Wall/glass narrow side fixing clamp, for 6/12 mm glass, B80 H40	Gold	1 Pc	106,04
	DQM11/4	Wall/glass narrow side fixing clamp, for 6/12 mm glass, B80 H40	Bronze	1 Pc	106,04
	DQM11/24	Wall/glass narrow side fixing clamp, for 6/12 mm glass, B80 H40	Brushed steel effect	1 Pc	78,60
	DQM11/R2	Wall/glass narrow side fixing clamp, for 6/12 mm glass, B80 H40	RAL9005 matt black	1 Pc	106,04
	DQT500/1	Wall/glass fixed stabilizer bar with short clamp, for 8/12 mm glass, L520	Chrome	1 Pc	134,72
	DQT500/2	Wall/glass fixed stabilizer bar with short clamp, for 8/12 mm glass, L520	Gold	1 Pc	181,88
	DQT500/4	Wall/glass fixed stabilizer bar with short clamp, for 8/12 mm glass, L520	Bronze	1 Pc	181,88
	DQT500/24	Wall/glass fixed stabilizer bar with short clamp, for 8/12 mm glass, L520	Brushed steel effect	1 Pc	134,72
	DQT500/73	Wall/glass fixed stabilizer bar with short clamp, for 8/12 mm glass, L520	Polished black nickel	1 Pc	200,06
	DQT500/R2	Wall/glass fixed stabilizer bar with short clamp, for 8/12 mm glass, L520	RAL9005 matt black	1 Pc	181,88
	DQT1000/1	Wall/glass fixed stabilizer bar with short clamp, for 8/12 mm glass, L1020	Chrome	1 Pc	162,16
	DQT1000/2	Wall/glass fixed stabilizer bar with short clamp, for 8/12 mm glass, L1020	Gold	1 Pc	218,82
	DQT1000/4	Wall/glass fixed stabilizer bar with short clamp, for 8/12 mm glass, L1020	Bronze	1 Pc	218,82
	DQT1000/24	Wall/glass fixed stabilizer bar with short clamp, for 8/12 mm glass, L1020	Brushed steel effect	1 Pc	162,16
	DQT1000/73	Wall/glass fixed stabilizer bar with short clamp, for 8/12 mm glass, L1020	Polished black nickel	1 Pc	240,68
	DQT1000/R2	Wall/glass fixed stabilizer bar with short clamp, for 8/12 mm glass, L1020	RAL9005 matt black	1 Pc	218,82
	DQT1500/1	Wall/glass fixed stabilizer bar with short clamp, for 8/12 mm glass, L1520	Chrome	1 Pc	194,60
	DQT1500/2	Wall/glass fixed stabilizer bar with short clamp, for 8/12 mm glass, L1520	Gold	1 Pc	253,24
	DQT1500/4	Wall/glass fixed stabilizer bar with short clamp, for 8/12 mm glass, L1520	Bronze	1 Pc	253,24
	DQT1500/24	Wall/glass fixed stabilizer bar with short clamp, for 8/12 mm glass, L1520	Brushed steel effect	1 Pc	261,96
	DQT1500/R2	Wall/glass fixed stabilizer bar with short clamp, for 8/12 mm glass, L1520	RAL9005 matt black	1 Pc	253,24
	DQX500/1	Wall/glass fixed stabilizer bar with tall clamp, for 8/12 mm glass, L520	Chrome	1 Pc	139,38
	DQX500/24	Wall/glass fixed stabilizer bar with tall clamp, for 8/12 mm glass, L520	Brushed steel effect	1 Pc	157,48
	DQX1000/1	Wall/glass fixed stabilizer bar with tall clamp, for 8/12 mm glass, L1020	Chrome	1 Pc	166,96
	DQX1000/24	Wall/glass fixed stabilizer bar with tall clamp, for 8/12 mm glass, L1020	Brushed steel effect	1 Pc	185,54
	DQX1500/1	Wall/glass fixed stabilizer bar with tall clamp, for 8/12 mm glass, L1520	Chrome	1 Pc	206,50
	DQX1500/24	Wall/glass fixed stabilizer bar with tall clamp, for 8/12 mm glass, L1520	Brushed steel effect	1 Pc	276,04
	DQA500/1	Wall/glass stabilizer bar with wall joint and short clamp, for 8/12 mm glass, L541	Chrome	1 Pc	170,36
	DQA500/2	Wall/glass stabilizer bar with wall joint and short clamp, for 8/12 mm glass, L541	Gold	1 Pc	221,54
	DQA500/4	Wall/glass stabilizer bar with wall joint and short clamp, for 8/12 mm glass, L541	Bronze	1 Pc	221,54
	DQA500/24	Wall/glass stabilizer bar with wall joint and short clamp, for 8/12 mm glass, L541	Brushed steel effect	1 Pc	188,00
	DQA500/73	Wall/glass stabilizer bar with wall joint and short clamp, for 8/12 mm glass, L541	Polished black nickel	1 Pc	243,70
	DQA500/R2	Wall/glass stabilizer bar with wall joint and short clamp, for 8/12 mm glass, L541	RAL9005 matt black	1 Pc	221,54
	DQA1000/1	Wall/glass stabilizer bar with wall joint and short clamp, for 8/12 mm glass, L1041	Chrome	1 Pc	197,92
	DQA1000/2	Wall/glass stabilizer bar with wall joint and short clamp, for 8/12 mm glass, L1041	Gold	1 Pc	257,46
	DQA1000/4	Wall/glass stabilizer bar with wall joint and short clamp, for 8/12 mm glass, L1041	Bronze	1 Pc	257,46
	DQA1000/24	Wall/glass stabilizer bar with wall joint and short clamp, for 8/12 mm glass, L1041	Brushed steel effect	1 Pc	216,02
	DQA1000/73	Wall/glass stabilizer bar with wall joint and short clamp, for 8/12 mm glass, L1041	Polished black nickel	1 Pc	283,20
	DQA1000/R2	Wall/glass stabilizer bar with wall joint and short clamp, for 8/12 mm glass, L1041	RAL9005 matt black	1 Pc	257,46
	DQA1500/1	Wall/glass stabilizer bar with wall joint and short clamp, for 8/12 mm glass, L1541	Chrome	1 Pc	237,50
	DQA1500/2	Wall/glass stabilizer bar with wall joint and short clamp, for 8/12 mm glass, L1541	Gold	1 Pc	308,86
	DQA1500/4	Wall/glass stabilizer bar with wall joint and short clamp, for 8/12 mm glass, L1541	Bronze	1 Pc	308,86
	DQA1500/24	Wall/glass stabilizer bar with wall joint and short clamp, for 8/12 mm glass, L1541	Brushed steel effect	1 Pc	306,54
DQA1500/R2	Wall/glass stabilizer bar with wall joint and short clamp, for 8/12 mm glass, L1541	RAL9005 matt black	1 Pc	308,86	

	Art.	Description	Finish	Qty	EURO
	DQA55/1	Wall/glass stabilizer bar with double joint, for 8/12 mm glass, L557	Chrome	1 Pc	196,74
	DQA55/2	Wall/glass stabilizer bar with double joint, for 8/12 mm glass, L557	Gold	1 Pc	255,72
	DQA55/4	Wall/glass stabilizer bar with double joint, for 8/12 mm glass, L557	Bronze	1 Pc	255,72
	DQA55/24	Wall/glass stabilizer bar with double joint, for 8/12 mm glass, L557	Brushed steel effect	1 Pc	213,44
	DQA55/73	Wall/glass stabilizer bar with double joint, for 8/12 mm glass, L557	Polished black nickel	1 Pc	340,94
	DQA55/R2	Wall/glass stabilizer bar with double joint, for 8/12 mm glass, L557	RAL9005 matt black	1 Pc	309,96
	DQA65/1	Wall/glass stabilizer bar with double joint, for 8/12 mm glass, L1057	Chrome	1 Pc	224,34
	DQA65/2	Wall/glass stabilizer bar with double joint, for 8/12 mm glass, L1057	Gold	1 Pc	291,66
	DQA65/4	Wall/glass stabilizer bar with double joint, for 8/12 mm glass, L1057	Bronze	1 Pc	291,66
	DQA65/24	Wall/glass stabilizer bar with double joint, for 8/12 mm glass, L1057	Brushed steel effect	1 Pc	241,48
	DQA65/73	Wall/glass stabilizer bar with double joint, for 8/12 mm glass, L1057	Polished black nickel	1 Pc	363,50
	DQA65/R2	Wall/glass stabilizer bar with double joint, for 8/12 mm glass, L1057	RAL9005 matt black	1 Pc	330,46
	DQA75/1	Wall/glass stabilizer bar with double joint, for 8/12 mm glass, L1557	Chrome	1 Pc	263,86
	DQA75/2	Wall/glass stabilizer bar with double joint, for 8/12 mm glass, L1557	Gold	1 Pc	343,04
	DQA75/4	Wall/glass stabilizer bar with double joint, for 8/12 mm glass, L1557	Bronze	1 Pc	343,04
	DQA75/24	Wall/glass stabilizer bar with double joint, for 8/12 mm glass, L1557	Brushed steel effect	1 Pc	331,98
	DQA75/R2	Wall/glass stabilizer bar with double joint, for 8/12 mm glass, L1557	RAL9005 matt black	1 Pc	358,06
	DQA05/1	Rectangular bar, B20 H10 L500	Chrome	1 Pc	30,72
	DQA05/2	Rectangular bar, B20 H10 L500	Gold	1 Pc	50,40
	DQA05/4	Rectangular bar, B20 H10 L500	Bronze	1 Pc	50,40
	DQA05/24	Rectangular bar, B20 H10 L500	Brushed steel effect	1 Pc	50,40
	DQA05/73	Rectangular bar, B20 H10 L500	Polished black nickel	1 Pc	65,52
	DQA05/R2	Rectangular bar, B20 H10 L500	RAL9005 matt black	1 Pc	50,40
	DQA06/1	Rectangular bar, B20 H10 L1000	Chrome	1 Pc	58,98
	DQA06/2	Rectangular bar, B20 H10 L1000	Gold	1 Pc	78,34
	DQA06/4	Rectangular bar, B20 H10 L1000	Bronze	1 Pc	78,34
	DQA06/24	Rectangular bar, B20 H10 L1000	Brushed steel effect	1 Pc	78,34
	DQA06/73	Rectangular bar, B20 H10 L1000	Polished black nickel	1 Pc	101,84
	DQA06/R2	Rectangular bar, B20 H10 L1000	RAL9005 matt black	1 Pc	78,34
	DQA08/1	Rectangular bar, B20 H10 L1500	Chrome	1 Pc	98,52
	DQA08/2	Rectangular bar, B20 H10 L1500	Gold	1 Pc	169,02
	DQA08/4	Rectangular bar, B20 H10 L1500	Bronze	1 Pc	169,02
	DQA08/24	Rectangular bar, B20 H10 L1500	Brushed steel effect	1 Pc	169,02
	DQA08/R2	Rectangular bar, B20 H10 L1500	RAL9005 matt black	1 Pc	169,02
		DQA83/1	Glass in-line through fixing, for 8/12 mm glass, B25 H40	Chrome	1 Pc
DQA83/24		Glass in-line through fixing, for 8/12 mm glass, B25 H40	Brushed steel effect	1 Pc	51,08
	DQA85/1	Articulated glass fixing, for 8/12 mm glass, B25 H40	Chrome	1 Pc	75,14
	DQA85/2	Articulated glass fixing, for 8/12 mm glass, B25 H40	Gold	1 Pc	97,80
	DQA85/4	Articulated glass fixing, for 8/12 mm glass, B25 H40	Bronze	1 Pc	97,80
	DQA85/24	Articulated glass fixing, for 8/12 mm glass, B25 H40	Brushed steel effect	1 Pc	75,14
	DQA85/73	Articulated glass fixing, for 8/12 mm glass, B25 H40	Polished black nickel	1 Pc	107,58
	DQA85/R2	Articulated glass fixing, for 8/12 mm glass, B25 H40	RAL9005 matt black	1 Pc	97,80

SHOWERS

BALUSTRADES

OUTDOORS



Art.	Description	Finish	Qty	EURO
DQA86/1	Short closed glass fixing, for 8/12 mm glass, B25 H40	Chrome	1 Pc	48,66
DQA86/2	Short closed glass fixing, for 8/12 mm glass, B25 H40	Gold	1 Pc	63,62
DQA86/4	Short closed glass fixing, for 8/12 mm glass, B25 H40	Bronze	1 Pc	63,62
DQA86/24	Short closed glass fixing, for 8/12 mm glass, B25 H40	Brushed steel effect	1 Pc	48,66
DQA86/73	Short closed glass fixing, for 8/12 mm glass, B25 H40	Polished black nickel	1 Pc	69,98
DQA86/R2	Short closed glass fixing, for 8/12 mm glass, B25 H40	RAL9005 matt black	1 Pc	63,62
DQA8670/1	Tall closed glass fixing, for 8/12 mm glass, B25 H63	Chrome	1 Pc	61,80
DQA8670/24	Tall closed glass fixing, for 8/12 mm glass, B25 H63	Brushed steel effect	1 Pc	61,80



DQA87/1	90° glass through fixing, for 8/12 mm glass, B25 H40	Chrome	1 Pc	48,36
DQA87/24	90° glass through fixing, for 8/12 mm glass, B25 H40	Brushed steel effect	1 Pc	48,36




DQA90/1	Articulated distanced glass fixing, for 8/12 mm glass, B25 H40 L75	Chrome	1 Pc	96,06
DQA90/2	Articulated distanced glass fixing, for 8/12 mm glass, B25 H40 L75	Gold	1 Pc	129,74
DQA90/4	Articulated distanced glass fixing, for 8/12 mm glass, B25 H40 L75	Bronze	1 Pc	129,74
DQA90/24	Articulated distanced glass fixing, for 8/12 mm glass, B25 H40 L75	Brushed steel effect	1 Pc	96,06
DQA90/73	Articulated distanced glass fixing, for 8/12 mm glass, B25 H40 L75	Polished black nickel	1 Pc	142,70
DQA90/R2	Articulated distanced glass fixing, for 8/12 mm glass, B25 H40 L75	RAL9005 matt black	1 Pc	129,74



DQA93/1	Wall fixing, B25 H18	Chrome	1 Pc	49,58
DQA93/2	Wall fixing, B25 H18	Gold	1 Pc	64,38
DQA93/4	Wall fixing, B25 H18	Bronze	1 Pc	64,38
DQA93/24	Wall fixing, B25 H18	Brushed steel effect	1 Pc	49,58
DQA93/73	Wall fixing, B25 H18	Polished black nickel	1 Pc	70,80
DQA93/R2	Wall fixing, B25 H18	RAL9005 matt black	1 Pc	64,38



DQA88/1	Articulated wall fixing	Chrome	1 Pc	93,72
DQA88/2	Articulated wall fixing	Gold	1 Pc	121,74
DQA88/4	Articulated wall fixing	Bronze	1 Pc	121,74
DQA88/24	Articulated wall fixing	Brushed steel effect	1 Pc	93,72
DQA88/73	Articulated wall fixing	Polished black nickel	1 Pc	133,92
DQA88/R2	Articulated wall fixing	RAL9005 matt black	1 Pc	121,74



DQA89/1	Articulated glass fixing, for 8/12 mm glass, B25 H25	Chrome	1 Pc	107,54
DQA89/24	Articulated glass fixing, for 8/12 mm glass, B25 H25	Brushed steel effect	1 Pc	107,54







DQA99/1	Articulated junction, B25 H23	Chrome	1 Pc	109,42
DQA99/24	Articulated junction, B25 H23	Brushed steel effect	1 Pc	109,42



DQMP2/1	Spare plate, B29.6 H29.6	Chrome	1 Pc	7,32
DQMP2/2	Spare plate, B29.6 H29.6	Gold	1 Pc	13,84
DQMP2/4	Spare plate, B29.6 H29.6	Bronze	1 Pc	13,02
DQMP2/24	Spare plate, B29.6 H29.6	Brushed steel effect	1 Pc	7,32
DQMP2/73	Spare plate, B29.6 H29.6	Polished black nickel	1 Pc	10,74
DQMP2/R2	Spare plate, B29.6 H29.6	RAL9005 matt black	1 Pc	9,76

INDOORS





SHOWERS

Art.	Description	Finish	Qty	EURO
DQMP4/1	Spare plate, B29.6 H9.6	Chrome	1 Pc	6,52
DQMP4/2	Spare plate, B29.6 H9.6	Gold	1 Pc	10,16
DQMP4/4	Spare plate, B29.6 H9.6	Bronze	1 Pc	9,38
DQMP4/24	Spare plate, B29.6 H9.6	Brushed steel effect	1 Pc	6,52
DQMP4/73	Spare plate, B29.6 H9.6	Polished black nickel	1 Pc	8,50
DQMP4/R2	Spare plate, B29.6 H9.6	RAL9005 matt black	1 Pc	7,72
DQMP6/1	Spare plate, B69.6 H29.6	Chrome	1 Pc	10,98
DQMP6/2	Spare plate, B69.6 H29.6	Gold	1 Pc	16,68
DQMP6/4	Spare plate, B69.6 H29.6	Bronze	1 Pc	15,86
DQMP6/24	Spare plate, B69.6 H29.6	Brushed steel effect	1 Pc	10,98
DQMP6/R2	Spare plate, B69.6 H29.6	RAL9005 matt black	1 Pc	12,60
DQMP7/1	Spare plate, B69.6 H17.6	Chrome	1 Pc	8,96
DQMP7/2	Spare plate, B69.6 H17.6	Gold	1 Pc	13,02
DQMP7/4	Spare plate, B69.6 H17.6	Bronze	1 Pc	12,22
DQMP7/24	Spare plate, B69.6 H17.6	Brushed steel effect	1 Pc	8,96
DQMP7/R2	Spare plate, B69.6 H17.6	RAL9005 matt black	1 Pc	10,58
DQMP8/1	Spare plate, B79.6 H25.1	Chrome	1 Pc	10,98
DQMP8/2	Spare plate, B79.6 H25.1	Gold	1 Pc	17,10
DQMP8/4	Spare plate, B79.6 H25.1	Bronze	1 Pc	12,60
DQMP8/24	Spare plate, B79.6 H25.1	Brushed steel effect	1 Pc	10,98
DQMP8/R2	Spare plate, B79.6 H25.1	RAL9005 matt black	1 Pc	11,38
DQMP9/2	Spare plate, B65.6 H6.6	Gold	1 Pc	11,80
DQMP9/8	Spare plate, B65.6 H6.6	Brushed steel	1 Pc	6,90
DQMP9/15	Spare plate, B65.6 H6.6	Polished steel	1 Pc	6,90
DQMP9/R2	Spare plate, B65.6 H6.6	RAL9005 matt black	1 Pc	7,72
 DQTS2525/1	Pair of door knobs with grip, for 8/12 mm glass, B25 H25 L25	Chrome	1 Pc	53,40
DQTS2525/2	Pair of door knobs with grip, for 8/12 mm glass, B25 H25 L25	Gold	1 Pc	72,08
DQTS2525/4	Pair of door knobs with grip, for 8/12 mm glass, B25 H25 L25	Bronze	1 Pc	72,08
DQTS2525/24	Pair of door knobs with grip, for 8/12 mm glass, B25 H25 L25	Brushed steel effect	1 Pc	53,40
DQTS2525/R2	Pair of door knobs with grip, for 8/12 mm glass, B25 H25 L25	RAL9005 matt black	1 Pc	72,08
 DQP2525/1	Pair of door knobs, for 8/15 mm glass, B25 H25 L25	Chrome	1 Pc	49,52
DQP2525/2	Pair of door knobs, for 8/15 mm glass, B25 H25 L25	Gold	1 Pc	66,86
DQP2525/3	Pair of door knobs, for 8/15 mm glass, B25 H25 L25	Brushed nickel	1 Pc	49,52
DQP2525/4	Pair of door knobs, for 8/15 mm glass, B25 H25 L25	Bronze	1 Pc	66,86
DQP2525/73	Pair of door knobs, for 8/15 mm glass, B25 H25 L25	Polished black nickel	1 Pc	88,96
DQP2525/R2	Pair of door knobs, for 8/15 mm glass, B25 H25 L25	RAL9005 matt black	1 Pc	80,88
 POM2525/1	Pair of long door knobs, for 8/15 mm glass, B25 H25 L44	Chrome	1 Pc	56,44
POM2525/2	Pair of long door knobs, for 8/15 mm glass, B25 H25 L44	Gold	1 Pc	76,24
POM2525/3	Pair of long door knobs, for 8/15 mm glass, B25 H25 L44	Brushed nickel	1 Pc	55,66
POM2525/4	Pair of long door knobs, for 8/15 mm glass, B25 H25 L44	Bronze	1 Pc	76,24
POM2525/R2	Pair of long door knobs, for 8/15 mm glass, B25 H25 L44	RAL9005 matt black	1 Pc	87,34
 DQP385/1	Glass coat rack, for 8/12 mm glass, B25 H25 L41	Chrome	1 Pc	72,36
DQP385/24	Glass coat rack, for 8/12 mm glass, B25 H25 L41	Brushed steel effect	1 Pc	72,36



SHOWERS

BALUSTRADES




OUTDOORS


	Art.	Description	Finish	Qty	EURO
	DQP365/1	Towel rack, for 8/12 mm glass, L514	Chrome	1 Pc	143,20
	DQP365/2	Towel rack, for 8/12 mm glass, L514	Gold	1 Pc	193,36
	DQP365/4	Towel rack, for 8/12 mm glass, L514	Bronze	1 Pc	193,36
	DQP365/24	Towel rack, for 8/12 mm glass, L514	Brushed steel effect	1 Pc	188,36
	DQP365/R2	Towel rack, for 8/12 mm glass, L514	RAL9005 matt black	1 Pc	193,36
	DQP375/1	Towel rack with door knob, for 8/12 mm glass, L514	Chrome	1 Pc	149,98
	DQP375/2	Towel rack with door knob, for 8/12 mm glass, L514	Gold	1 Pc	202,58
	DQP375/4	Towel rack with door knob, for 8/12 mm glass, L514	Bronze	1 Pc	202,58
	DQP375/24	Towel rack with door knob, for 8/12 mm glass, L514	Brushed steel effect	1 Pc	200,20
	DQP375/R2	Towel rack with door knob, for 8/12 mm glass, L514	RAL9005 matt black	1 Pc	202,58

INDOORS

	LMU20B.150/1	U LMU profile, B16 H20 L1498	Chrome	1 Pc	195,88
	LMU20B.150/2	U LMU profile, B16 H20 L1498	Gold	1 Pc	264,50
	LMU20B.150/4	U LMU profile, B16 H20 L1498	Bronze	1 Pc	278,22
	LMU20B.150/24	U LMU profile, B16 H20 L1498	Brushed steel effect	1 Pc	242,56
	LMU20B.150/R2	U LMU profile, B16 H20 L1498	RAL9005 matt black	1 Pc	106,70
	LMU20B.220/1	U LMU profile, B16 H20 L2200	Chrome	1 Pc	274,84
	LMU20B.220/2	U LMU profile, B16 H20 L2200	Gold	1 Pc	412,06
	LMU20B.220/4	U LMU profile, B16 H20 L2200	Bronze	1 Pc	439,52
	LMU20B.220/24	U LMU profile, B16 H20 L2200	Brushed steel effect	1 Pc	357,20
	LMU20B.220/R2	U LMU profile, B16 H20 L2200	RAL9005 matt black	1 Pc	140,40
	LMU20B.300/1	U LMU profile, B16 H20 L3000	Chrome	1 Pc	369,82
	LMU20B.300/2	U LMU profile, B16 H20 L3000	Gold	1 Pc	507,04
	LMU20B.300/4	U LMU profile, B16 H20 L3000	Bronze	1 Pc	534,50
	LMU20B.300/24	U LMU profile, B16 H20 L3000	Brushed steel effect	1 Pc	463,12
	LMU20B.300/R2	U LMU profile, B16 H20 L3000	RAL9005 matt black	1 Pc	191,44

SHOWERS

	LMU86B.100/1	Flat upper LMU profile, B16 H13.5 L1498	Chrome	1 Pc	102,74
	LMU86B.100/2	Flat upper LMU profile, B16 H13.5 L1498	Gold	1 Pc	148,48
	LMU86B.100/4	Flat upper LMU profile, B16 H13.5 L1498	Bronze	1 Pc	148,48
	LMU86B.100/24	Flat upper LMU profile, B16 H13.5 L1498	Brushed steel effect	1 Pc	121,04
	LMU86B.100/R2	Flat upper LMU profile, B16 H13.5 L1498	RAL9005 matt black	1 Pc	52,40
	LMU86B.150/1	Flat upper LMU profile, B16 H13.5 L2200	Chrome	1 Pc	148,62
	LMU86B.150/2	Flat upper LMU profile, B16 H13.5 L2200	Gold	1 Pc	217,20
	LMU86B.150/4	Flat upper LMU profile, B16 H13.5 L2200	Bronze	1 Pc	217,20
	LMU86B.150/24	Flat upper LMU profile, B16 H13.5 L2200	Brushed steel effect	1 Pc	176,06
	LMU86B.150/R2	Flat upper LMU profile, B16 H13.5 L2200	RAL9005 matt black	1 Pc	73,16
	LMU86B.300/1	Flat upper LMU profile, B16 H13.5 L3000	Chrome	1 Pc	275,28
	LMU86B.300/2	Flat upper LMU profile, B16 H13.5 L3000	Gold	1 Pc	412,50
	LMU86B.300/4	Flat upper LMU profile, B16 H13.5 L3000	Bronze	1 Pc	412,50
	LMU86B.300/24	Flat upper LMU profile, B16 H13.5 L3000	Brushed steel effect	1 Pc	330,18
	LMU86B.300/R2	Flat upper LMU profile, B16 H13.5 L3000	RAL9005 matt black	1 Pc	124,34
	LMU20TPB/1	Flat cap, B16 H20 L1	Chrome	1 Pc	11,86
	LMU20TPB/2	Flat cap, B16 H20 L1	Gold	1 Pc	14,96
	LMU20TPB/4	Flat cap, B16 H20 L1	Bronze	1 Pc	30,56
	LMU20TPB/24	Flat cap, B16 H20 L1	Brushed steel effect	1 Pc	21,20
	LMU20TPB/R2	Flat cap, B16 H20 L1	RAL9005 matt black	1 Pc	8,74

	Art.	Description	Finish	Qty	EURO
	PESQ0810B.100/1	Water barrier profile, B8 H10 L992	Chrome	1 Pc	94,12
	PESQ0810B.100/2	Water barrier profile, B8 H10 L992	Gold	1 Pc	121,56
	PESQ0810B.100/4	Water barrier profile, B8 H10 L992	Bronze	1 Pc	139,86
	PESQ0810B.100/24	Water barrier profile, B8 H10 L992	Brushed steel effect	1 Pc	121,56
	PESQ0810B.100/R2	Water barrier profile, B8 H10 L992	RAL9005 matt black	1 Pc	62,08
	PESQ0810B.150/1	Water barrier profile, B8 H10 L1500	Chrome	1 Pc	135,68
	PESQ0810B.150/2	Water barrier profile, B8 H10 L1500	Gold	1 Pc	176,84
	PESQ0810B.150/4	Water barrier profile, B8 H10 L1500	Bronze	1 Pc	204,30
	PESQ0810B.150/24	Water barrier profile, B8 H10 L1500	Brushed steel effect	1 Pc	176,84
	PESQ0810B.150/R2	Water barrier profile, B8 H10 L1500	RAL9005 matt black	1 Pc	87,64
	PESQ0810B.300/1	Water barrier profile, B8 H10 L3000	Chrome	1 Pc	249,42
	PESQ0810B.300/2	Water barrier profile, B8 H10 L3000	Gold	1 Pc	331,74
	PESQ0810B.300/4	Water barrier profile, B8 H10 L3000	Bronze	1 Pc	386,62
	PESQ0810B.300/24	Water barrier profile, B8 H10 L3000	Brushed steel effect	1 Pc	331,74
PESQ0810B.300/R2	Water barrier profile, B8 H10 L3000	RAL9005 matt black	1 Pc	153,34	
	NV3100/6	Central column, B40 H40 L3000	Matt black	1 Pc	299,38
	NV3100/91	Central column, B40 H40 L3000	Polished aluminium	1 Pc	252,62
	NV3300/6	Side column, B40 H40 L3000	Matt black	1 Pc	299,38
	NV3300/91	Side column, B40 H40 L3000	Polished aluminium	1 Pc	255,48
	NV3500/6	Upper cover for columns	Matt black	1 Pc	12,48
	NV3500/91	Upper cover for columns	Polished aluminium	1 Pc	7,08
	NV3400SX	Left fixing kit	Stainless steel AISI 304	1 Pc	64,08
	NV3200	Central fixing kit	Stainless steel AISI 304	1 Pc	55,80
	NV3400DX	Right fixing kit	Stainless steel AISI 304	1 Pc	64,08
	NV3600	3 self-drilling screws		1 Pc	2,26
	PBD3183.150/6	U profile PBD3183, B16 H15 L1498	Matt black	1 Pc	93,40
	PBD3183.150/88	U profile PBD3183, B16 H15 L1498	Brushed steel effect alu.	1 Pc	50,02
	PBD3183.150/91	U profile PBD3183, B16 H15 L1498	Polished aluminium	1 Pc	52,88
	PBD3183.150/97	U profile PBD3183, B16 H15 L1498	Matt aluminium	1 Pc	47,94
	PBD3183.220/6	U profile PBD3183, B16 H15 L2200	Matt black	1 Pc	116,80
	PBD3183.220/88	U profile PBD3183, B16 H15 L2200	Brushed steel effect alu.	1 Pc	51,78
	PBD3183.220/91	U profile PBD3183, B16 H15 L2200	Polished aluminium	1 Pc	56,04
	PBD3183.220/97	U profile PBD3183, B16 H15 L2200	Matt aluminium	1 Pc	48,70
	PBD3183/6	U profile PBD3183, B16 H15 L3000	Matt black	1 Pc	140,18
	PBD3183/88	U profile PBD3183, B16 H15 L3000	Brushed steel effect alu.	1 Pc	53,54
	PBD3183/91	U profile PBD3183, B16 H15 L3000	Polished aluminium	1 Pc	59,18
	PBD3183/97	U profile PBD3183, B16 H15 L3000	Matt aluminium	1 Pc	49,44






SHOWERS

BALUSTRADES

OUTDOORS

INDOORS

SHOWERS

	Art.	Description	Finish	Qty	EURO
	PBD3184.100/6	Rounded upper profile, B16 H13.5 L992	Matt black	1 Pc	55,12
	PBD3184.100/88	Rounded upper profile, B16 H13.5 L992	Brushed steel effect alu.	1 Pc	22,48
	PBD3184.100/91	Rounded upper profile, B16 H13.5 L992	Polished aluminium	1 Pc	25,82
	PBD3184.100/97	Rounded upper profile, B16 H13.5 L992	Matt aluminium	1 Pc	21,74
	PBD3184.150/6	Rounded upper profile, B16 H13.5 L1498	Matt black	1 Pc	76,16
	PBD3184.150/88	Rounded upper profile, B16 H13.5 L1498	Brushed steel effect alu.	1 Pc	26,82
	PBD3184.150/91	Rounded upper profile, B16 H13.5 L1498	Polished aluminium	1 Pc	32,94
	PBD3184.150/97	Rounded upper profile, B16 H13.5 L1498	Matt aluminium	1 Pc	26,60
	PBD3184/6	Rounded upper profile, B16 H13.5 L3000	Matt black	1 Pc	128,18
	PBD3184/88	Rounded upper profile, B16 H13.5 L3000	Brushed steel effect alu.	1 Pc	30,40
	PBD3184/91	Rounded upper profile, B16 H13.5 L3000	Polished aluminium	1 Pc	42,60
PBD3184/97	Rounded upper profile, B16 H13.5 L3000	Matt aluminium	1 Pc	28,22	
	PBDTP/6	Rounded cap PBD, B16 H17	Matt black	1 Pc	14,20
	PBDTP/88	Rounded cap PBD, B16 H17	Brushed steel effect alu.	1 Pc	18,00
	PBDTP/91	Rounded cap PBD, B16 H17	Polished aluminium	1 Pc	18,00
	PBDTP/97	Rounded cap PBD, B16 H17	Matt aluminium	1 Pc	10,34
	PBD3186.100/6	Flat upper profile, B16 H13.5 L992	Matt black	1 Pc	55,12
	PBD3186.100/88	Flat upper profile, B16 H13.5 L992	Brushed steel effect alu.	1 Pc	22,48
	PBD3186.100/91	Flat upper profile, B16 H13.5 L992	Polished aluminium	1 Pc	25,82
	PBD3186.100/97	Flat upper profile, B16 H13.5 L992	Matt aluminium	1 Pc	21,74
	PBD3186.150/6	Flat upper profile, B16 H13.5 L1498	Matt black	1 Pc	76,16
	PBD3186.150/88	Flat upper profile, B16 H13.5 L1498	Brushed steel effect alu.	1 Pc	26,82
	PBD3186.150/91	Flat upper profile, B16 H13.5 L1498	Polished aluminium	1 Pc	32,94
	PBD3186.150/97	Flat upper profile, B16 H13.5 L1498	Matt aluminium	1 Pc	26,60
	PBD3186/6	Flat upper profile, B16 H13.5 L3000	Matt black	1 Pc	128,18
	PBD3186/88	Flat upper profile, B16 H13.5 L3000	Brushed steel effect alu.	1 Pc	30,40
	PBD3186/91	Flat upper profile, B16 H13.5 L3000	Polished aluminium	1 Pc	42,60
	PBD3186/97	Flat upper profile, B16 H13.5 L3000	Matt aluminium	1 Pc	28,22
		PBD86TP/6	Flat cap PBD, B16 H17	Matt black	1 Pc
PBD86TP/88		Flat cap PBD, B16 H17	Brushed steel effect alu.	1 Pc	18,00
PBD86TP/91		Flat cap PBD, B16 H17	Polished aluminium	1 Pc	18,00
PBD86TP/97		Flat cap PBD, B16 H17	Matt aluminium	1 Pc	10,34
	FOP10.30/6	Flat profile FORME, B10 H1.3 L3000	Matt black	1 Pc	37,78
	FOP10.30/88	Flat profile FORME, B10 H1.3 L3000	Brushed steel effect alu.	1 Pc	37,78
	FOP10.30/97	Flat profile FORME, B10 H1.3 L3000	Matt aluminium	1 Pc	28,34
	FOP10.30/RAL	Flat profile FORME, B10 H1.3 L3000	RAL9010 polished white	1 Pc	33,06
	FOP15.30/6	Flat profile FORME, B15 H1.3 L3000	Matt black	1 Pc	40,06
	FOP15.30/88	Flat profile FORME, B15 H1.3 L3000	Brushed steel effect alu.	1 Pc	40,06
	FOP15.30/97	Flat profile FORME, B15 H1.3 L3000	Matt aluminium	1 Pc	30,64
	FOP15.30/RAL	Flat profile FORME, B15 H1.3 L3000	RAL9010 polished white	1 Pc	35,36
	FOP20.30/6	Flat profile FORME, B20 H1.3 L3000	Matt black	1 Pc	43,08
	FOP20.30/88	Flat profile FORME, B20 H1.3 L3000	Brushed steel effect alu.	1 Pc	43,08
	FOP20.30/97	Flat profile FORME, B20 H1.3 L3000	Matt aluminium	1 Pc	33,64
	FOP20.30/RAL	Flat profile FORME, B20 H1.3 L3000	RAL9010 polished white	1 Pc	38,36

	Art.	Description	Finish	Qty	EURO
	FOL1010.30/6	Flat L profile FORME, B10 H10 L3000	Matt black	1 Pc	49,06
	FOL1010.30/88	Flat L profile FORME, B10 H10 L3000	Brushed steel effect alu.	1 Pc	49,06
	FOL1010.30/97	Flat L profile FORME, B10 H10 L3000	Matt aluminium	1 Pc	39,66
	FOL1010.30/RAL	Flat L profile FORME, B10 H10 L3000	RAL9010 polished white	1 Pc	44,36
	FOL1515.30/6	Flat L profile FORME, B15 H15 L3000	Matt black	1 Pc	59,04
	FOL1515.30/88	Flat L profile FORME, B15 H15 L3000	Brushed steel effect alu.	1 Pc	59,04
	FOL1515.30/97	Flat L profile FORME, B15 H15 L3000	Matt aluminium	1 Pc	49,62
	FOL1515.30/RAL	Flat L profile FORME, B15 H15 L3000	RAL9010 polished white	1 Pc	54,34
	FOL2020.30/6	Flat L profile FORME, B20 H20 L3000	Matt black	1 Pc	74,76
	FOL2020.30/88	Flat L profile FORME, B20 H20 L3000	Brushed steel effect alu.	1 Pc	74,76
FOL2020.30/97	Flat L profile FORME, B20 H20 L3000	Matt aluminium	1 Pc	65,34	
FOL2020.30/RAL	Flat L profile FORME, B20 H20 L3000	RAL9010 polished white	1 Pc	70,04	
	FOU1009.30/6	U profile FORME, for 6 mm glass, B8.8 H10 L3000	Matt black	1 Pc	53,20
	FOU1009.30/88	U profile FORME, for 6 mm glass, B8.8 H10 L3000	Brushed steel effect alu.	1 Pc	53,20
	FOU1009.30/97	U profile FORME, for 6 mm glass, B8.8 H10 L3000	Matt aluminium	1 Pc	43,76
	FOU1009.30/RAL	U profile FORME, for 6 mm glass, B8.8 H10 L3000	RAL9010 polished white	1 Pc	48,46
	FOU1011.30/6	U profile FORME, for 8 mm glass, B10.8 H10 L3000	Matt black	1 Pc	53,54
	FOU1011.30/88	U profile FORME, for 8 mm glass, B10.8 H10 L3000	Brushed steel effect alu.	1 Pc	53,54
	FOU1011.30/97	U profile FORME, for 8 mm glass, B10.8 H10 L3000	Matt aluminium	1 Pc	44,14
	FOU1011.30/RAL	U profile FORME, for 8 mm glass, B10.8 H10 L3000	RAL9010 polished white	1 Pc	48,84
	FOU1013.30/6	U profile FORME, for 10 mm glass, B12.8 H10 L3000	Matt black	1 Pc	56,74
	FOU1013.30/88	U profile FORME, for 10 mm glass, B12.8 H10 L3000	Brushed steel effect alu.	1 Pc	56,74
FOU1013.30/97	U profile FORME, for 10 mm glass, B12.8 H10 L3000	Matt aluminium	1 Pc	47,30	
FOU1013.30/RAL	U profile FORME, for 10 mm glass, B12.8 H10 L3000	RAL9010 polished white	1 Pc	52,00	
	TS250065	Double-sided tape Tesa® ACXplus, B6 H0.5 L25 m	Transparent	1 Pc	37,74
	TS25006	Double-sided tape Tesa® ACXplus, B6 H1 L25 m	Transparent	1 Pc	56,10
	TS25009	Double-sided tape Tesa® ACXplus, B9 H1 L25 m	Transparent	1 Pc	82,04
	TS250125	Double-sided tape Tesa® ACXplus, B12 H0.5 L25 m	Transparent	1 Pc	75,44
	TS25012	Double-sided tape Tesa® ACXplus, B12 H1 L25 m	Transparent	1 Pc	109,48
	TS250155	Double-sided tape Tesa® ACXplus, B15 H0.5 L25 m	Transparent	1 Pc	119,64
	TS25019	Tesa® ACXplus double-sided tape, B19 H1 L25 m	Transparent	1 Pc	123,50
	GM62	Balloon seal, for 6/8 mm glass, L2200	Transparent	1 Pc	21,84
	GM6225	Balloon seal, for 6/8 mm glass, L2500	Transparent	1 Pc	24,78
	GM6230	Balloon seal, for 6/8 mm glass, L3000	Transparent	1 Pc	28,80
	GM12DX20	Right magnetic 45° seal with grey magnet, for 6/8 mm glass, L2000	Embossed	1 Pc	33,34
	GM12DX22	Right magnetic 45° seal with grey magnet, for 6/8 mm glass, L2200	Embossed	1 Pc	37,42
	GM12DX25	Right magnetic 45° seal with grey magnet, for 6/8 mm glass, L2500	Embossed	1 Pc	41,66
	GM12SX20	Left magnetic 45° seal with grey magnet, for 6/8 mm glass, L2000	Embossed	1 Pc	33,34
	GM12SX22	Left magnetic 45° seal with grey magnet, for 6/8 mm glass, L2200	Embossed	1 Pc	37,42
	GM12SX25	Left magnetic 45° seal with grey magnet, for 6/8 mm glass, L2500	Embossed	1 Pc	41,66
	GM58	90° strike jamb seal, for 6/8 mm glass, L2200	Transparent	1 Pc	17,88
	GM58NR	90° strike jamb seal, for 6/8 mm glass, L2200	Matt black	1 Pc	21,46
	GM5830	90° strike jamb seal, for 6/8 mm glass, L3000	Transparent	1 Pc	24,44








SHOWERS

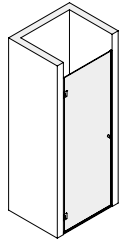
BALUSTRADES

OUTDOORS

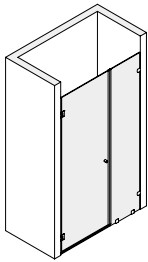
INDOORS

SHOWERS

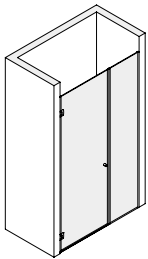
	Art.	Description	Finish	Qty	EURO
	GM6010	Water barrier and drip flap balloon seal, for 6/8 mm glass, L1000	Transparent	1 Pc	9,00
	GM6020	Water barrier and drip flap balloon seal, for 6/8 mm glass, L2000	Transparent	1 Pc	16,74
	GM6025	Water barrier and drip flap balloon seal, for 6/8 mm glass, L2500	Transparent	1 Pc	20,92
	GM6030	Water barrier and drip flap balloon seal, for 6/8 mm glass, L3000	Transparent	1 Pc	25,12
	GM06	Balloon seal, for 8/10 mm glass, L2000	Transparent	1 Pc	20,52
	GM0622	Balloon seal, for 8/10 mm glass, L2200	Transparent	1 Pc	22,56
	GM0622NR	Balloon seal, for 8/10 mm glass, L2200	Matt black	1 Pc	27,06
	GM0625	Balloon seal, for 8/10 mm glass, L2500	Transparent	1 Pc	25,66
	GM0625NR	Balloon seal, for 8/10 mm glass, L2500	Matt black	1 Pc	30,82
	GM063000	Balloon seal, for 8/10 mm glass, L3000	Transparent	1 Pc	29,72
	GM063000NR	Balloon seal, for 8/10 mm glass, L3000	Matt black	1 Pc	35,66
	GM1520SX	Left magnetic 45° seal, for 8/10 mm glass, L2200	Transparent	1 Pc	40,88
	GM1520SXNR	Left magnetic 45° seal, for 8/10 mm glass, L2200	Matt black	1 Pc	49,04
	GM1520DX	Right magnetic 45° seal, for 8/10 mm glass, L2200	Transparent	1 Pc	40,88
	GM1520DXNR	Right magnetic 45° seal, for 8/10 mm glass, L2200	Matt black	1 Pc	49,04
	GM15SX	Left magnetic 45° seal, for 8/10 mm glass, L2500	Transparent	1 Pc	46,44
	GM15DX	Right magnetic 45° seal, for 8/10 mm glass, L2500	Transparent	1 Pc	46,44
	GM1530SX	Left magnetic 45° seal, for 8/10 mm glass, L3000	Transparent	1 Pc	55,58
	GM1530DX	Right magnetic 45° seal, for 8/10 mm glass, L3000	Transparent	1 Pc	55,58
	GM5422	90° strike jamb seal, for 8/10 mm glass, L2200	Transparent	1 Pc	22,56
	GM5430	90° strike jamb seal, for 8/10 mm glass, L3000	Transparent	1 Pc	30,84
	GM0210	Water barrier lip seal with drip flap, for 8/10 mm glass, L1000	Transparent	1 Pc	12,06
	GM02	Water barrier lip seal with drip flap, for 8/10 mm glass, L2000	Transparent	1 Pc	22,44
	GM02NR	Water barrier lip seal with drip flap, for 8/10 mm glass, L2000	Matt black	1 Pc	26,92
	GM022500	Water barrier lip seal with drip flap, for 8/10 mm glass, L2500	Transparent	1 Pc	27,10
	GM022500NR	Water barrier lip seal with drip flap, for 8/10 mm glass, L2500	Matt black	1 Pc	32,56
	GM04	Seal with straight lip, for 8/10 mm glass, L2000	Transparent	1 Pc	20,28
	GM0422	Seal with straight lip, for 8/10 mm glass, L2200	Transparent	1 Pc	22,34
	GM0425	Seal with straight lip, for 8/10 mm glass, L2500	Transparent	1 Pc	25,36
	GM0430	Seal with straight lip, for 8/10 mm glass, L3000	Transparent	1 Pc	29,48
	GTUP2	Glass holder seal, H2	Transparent	1 m	1,38
	GTUP3	Glass holder seal, H3	Transparent	1 m	1,56
	GTUP4	Glass holder seal, H4	Transparent	1 m	1,92
	GTUP5	Glass holder seal, H5	Transparent	1 m	2,66
	GTUP6	Glass holder seal, H6	Transparent	1 m	3,76
	GTUP2G	Glass holder seal, H2	Embossed	1 m	2,04
	GTUP3G	Glass holder seal, H3	Embossed	1 m	2,32
	GTUP4G	Glass holder seal, H4	Embossed	1 m	2,60
	GTUP5G	Glass holder seal, H5	Embossed	1 m	2,94
	GTUP6G	Glass holder seal, H6	Embossed	1 m	4,34
	GTUP2N	Glass holder seal, H2	Matt black	1 m	1,38
	GTUP3N	Glass holder seal, H3	Matt black	1 m	1,56
	GTUP4N	Glass holder seal, H4	Matt black	1 m	1,92
	GTUP5N	Glass holder seal, H5	Matt black	1 m	2,66
GTUP6N	Glass holder seal, H6	Matt black	1 m	3,76	



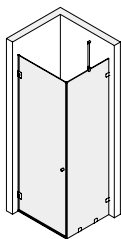
Art.	Description	Finish	Qty	EURO
BDCHD6801/1	Wall/wall kit with hinge CHD10COV, for 6/8 mm glass	Chrome	1 Pc	390,78
BDCHD6801/2	Wall/wall kit with hinge CHD10COV, for 6/8 mm glass	Polished gold	1 Pc	500,78
BDCHD6801/4	Wall/wall kit with hinge CHD10COV, for 6/8 mm glass	Bronze	1 Pc	518,74
BDCHD6801/24	Wall/wall kit with hinge CHD10COV, for 6/8 mm glass	Brushed steel effect	1 Pc	417,68
BDCHD6801/R2	Wall/wall kit with hinge CHD10COV, for 6/8 mm glass	RAL9005 Matt black	1 Pc	442,54
BDCHD81001/1	Wall/wall kit with hinge CHD20COV, for 8/10 mm glass	Chrome	1 Pc	424,52
BDCHD81001/2	Wall/wall kit with hinge CHD20COV, for 8/10 mm glass	Polished gold	1 Pc	544,32
BDCHD81001/4	Wall/wall kit with hinge CHD20COV, for 8/10 mm glass	Bronze	1 Pc	562,26
BDCHD81001/24	Wall/wall kit with hinge CHD20COV, for 8/10 mm glass	Brushed steel effect	1 Pc	451,42
BDCHD81001/R2	Wall/wall kit with hinge CHD20COV, for 8/10 mm glass	RAL9005 Matt black	1 Pc	486,06



BDCHD6803/1	Wall/wall kit with fixed glass, clamps and hinges CHD10COV, 6/8 mm glass	Chrome	1 Pc	589,42
BDCHD6803/2	Wall/wall kit with fixed glass, clamps and hinges CHD10COV, 6/8 mm glass	Polished gold	1 Pc	750,80
BDCHD6803/4	Wall/wall kit with fixed glass, clamps and hinges CHD10COV, 6/8 mm glass	Bronze	1 Pc	768,70
BDCHD6803/24	Wall/wall kit with fixed glass, clamps and hinges CHD10COV, 6/8 mm glass	Brushed steel effect	1 Pc	616,30
BDCHD6803/R2	Wall/wall kit with fixed glass, clamps and hinges CHD10COV, 6/8 mm glass	RAL9005 Matt black	1 Pc	692,52
BDCHD81003/1	Wall/wall kit with fixed glass, clamps and hinges CHD20COV, 8/10 mm glass	Chrome	1 Pc	629,22
BDCHD81003/2	Wall/wall kit with fixed glass, clamps and hinges CHD20COV, 8/10 mm glass	Polished gold	1 Pc	800,36
BDCHD81003/4	Wall/wall kit with fixed glass, clamps and hinges CHD20COV, 8/10 mm glass	Bronze	1 Pc	818,26
BDCHD81003/24	Wall/wall kit with fixed glass, clamps and hinges CHD20COV, 8/10 mm glass	Brushed steel effect	1 Pc	656,10
BDCHD81003/R2	Wall/wall kit with fixed glass, clamps and hinges CHD20COV, 8/10 mm glass	RAL9005 Matt black	1 Pc	742,08



BDCHD6805/1	Wall/wall kit with fixed glass, profiles and hinges CHD10COV, 6/8 mm glass	Chrome	1 Pc	934,72
BDCHD6805/2	Wall/wall kit with fixed glass, profiles and hinges CHD10COV, 6/8 mm glass	Polished gold	1 Pc	1.264,36
BDCHD6805/4	Wall/wall kit with fixed glass, profiles and hinges CHD10COV, 6/8 mm glass	Bronze	1 Pc	1.304,72
BDCHD6805/24	Wall/wall kit with fixed glass, profiles and hinges CHD10COV, 6/8 mm glass	Brushed steel effect	1 Pc	1.079,04
BDCHD6805/R2	Wall/wall kit with fixed glass, profiles and hinges CHD10COV, 6/8 mm glass	RAL9005 Matt black	1 Pc	749,34
BDCHD81005/1	Wall/wall kit with fixed glass, profiles and hinges CHD20COV, 8/10 mm glass	Chrome	1 Pc	965,20
BDCHD81005/2	Wall/wall kit with fixed glass, profiles and hinges CHD20COV, 8/10 mm glass	Polished gold	1 Pc	1.304,64
BDCHD81005/4	Wall/wall kit with fixed glass, profiles and hinges CHD20COV, 8/10 mm glass	Bronze	1 Pc	1.345,00
BDCHD81005/24	Wall/wall kit with fixed glass, profiles and hinges CHD20COV, 8/10 mm glass	Brushed steel effect	1 Pc	1.109,52
BDCHD81005/R2	Wall/wall kit with fixed glass, profiles and hinges CHD20COV, 8/10 mm glass	RAL9005 Matt black	1 Pc	789,62

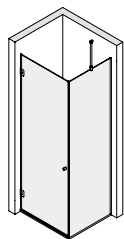


BDCHD6813/1	Wall/wall corner kit with fixed glass, clamps and hinge CHD10COV, 6/8 mm glass	Chrome	1 Pc	726,44
BDCHD6813/2	Wall/wall corner kit with fixed glass, clamps and hinge CHD10COV, 6/8 mm glass	Polished gold	1 Pc	945,58
BDCHD6813/4	Wall/wall corner kit with fixed glass, clamps and hinge CHD10COV, 6/8 mm glass	Bronze	1 Pc	963,52
BDCHD6813/24	Wall/wall corner kit with fixed glass, clamps and hinge CHD10COV, 6/8 mm glass	Brushed steel effect	1 Pc	769,64
BDCHD6813/R2	Wall/wall corner kit with fixed glass, clamps and hinge CHD10COV, 6/8 mm glass	RAL9005 Matt black	1 Pc	940,48
BDCHD81013/1	Wall/wall corner kit with fixed glass, clamps and hinge CHD20COV, 8/10 mm glass	Chrome	1 Pc	764,06
BDCHD81013/2	Wall/wall corner kit with fixed glass, clamps and hinge CHD20COV, 8/10 mm glass	Polished gold	1 Pc	992,94
BDCHD81013/4	Wall/wall corner kit with fixed glass, clamps and hinge CHD20COV, 8/10 mm glass	Bronze	1 Pc	1.010,90
BDCHD81013/24	Wall/wall corner kit with fixed glass, clamps and hinge CHD20COV, 8/10 mm glass	Brushed steel effect	1 Pc	807,26
BDCHD81013/R2	Wall/wall corner kit with fixed glass, clamps and hinge CHD20COV, 8/10 mm glass	RAL9005 Matt black	1 Pc	987,84

SHOWERS

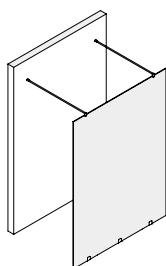
BALUSTRADES

OUTDOORS

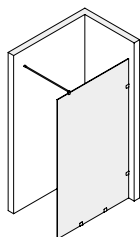


Art.	Description	Finish	Qty	EURO
BDCHD6815/1	Wall/wall corner kit with fixed glass, profiles and hinge CHD10COV, 6/8 mm glass	Chrome	1 Pc	1.149,12
BDCHD6815/2	Wall/wall corner kit with fixed glass, profiles and hinge CHD10COV, 6/8 mm glass	Polished gold	1 Pc	1.603,78
BDCHD6815/4	Wall/wall corner kit with fixed glass, profiles and hinge CHD10COV, 6/8 mm glass	Bronze	1 Pc	1.657,56
BDCHD6815/24	Wall/wall corner kit with fixed glass, profiles and hinge CHD10COV, 6/8 mm glass	Brushed steel effect	1 Pc	1.344,76
BDCHD6815/R2	Wall/wall corner kit with fixed glass, profiles and hinge CHD10COV, 6/8 mm glass	RAL9005 Matt black	1 Pc	1.030,30
BDCHD81015/1	Wall/wall corner kit with fixed glass, profiles and hinge CHD20COV, 8/10 mm glass	Chrome	1 Pc	1.177,42
BDCHD81015/2	Wall/wall corner kit with fixed glass, profiles and hinge CHD20COV, 8/10 mm glass	Polished gold	1 Pc	1.641,86
BDCHD81015/4	Wall/wall corner kit with fixed glass, profiles and hinge CHD20COV, 8/10 mm glass	Bronze	1 Pc	1.695,66
BDCHD81015/24	Wall/wall corner kit with fixed glass, profiles and hinge CHD20COV, 8/10 mm glass	Brushed steel effect	1 Pc	1.373,04
BDCHD81015/R2	Wall/wall corner kit with fixed glass, profiles and hinge CHD20COV, 8/10 mm glass	RAL9005 Matt black	1 Pc	1.068,38

INDOORS



OPEN03CHD/1	Two-side walk-in shower kit with clamps, for 8/12 mm glass	Chrome	1 Pc	491,44
OPEN03CHD/2	Two-side walk-in shower kit with clamps, for 8/12 mm glass	Polished gold	1 Pc	644,84
OPEN03CHD/4	Two-side walk-in shower kit with clamps, for 8/12 mm glass	Bronze	1 Pc	644,84
OPEN03CHD/24	Two-side walk-in shower kit with clamps, for 8/12 mm glass	Brushed steel effect	1 Pc	623,46
OPEN03CHD/R2	Two-side walk-in shower kit with clamps, for 8/12 mm glass	RAL9005 Matt black	1 Pc	644,84



OPEN01CHD/1	Walk-in shower kit with clamps, for 8/12 mm glass	Chrome	1 Pc	337,40
OPEN01CHD/2	Walk-in shower kit with clamps, for 8/12 mm glass	Polished gold	1 Pc	446,18
OPEN01CHD/4	Walk-in shower kit with clamps, for 8/12 mm glass	Bronze	1 Pc	446,18
OPEN01CHD/24	Walk-in shower kit with clamps, for 8/12 mm glass	Brushed steel effect	1 Pc	403,42
OPEN01CHD/R2	Walk-in shower kit with clamps, for 8/12 mm glass	RAL9005 Matt black	1 Pc	446,18

SHOWERS



CHD10COV/1	Wall/glass adjustable side hinge with hidden screws, for 6/8 mm glass, B50 H80	Chrome	1 Pc	107,28
CHD10COV/2	Wall/glass adjustable side hinge with hidden screws, for 6/8 mm glass, B50 H80	Gold	1 Pc	144,70
CHD10COV/4	Wall/glass adjustable side hinge with hidden screws, for 6/8 mm glass, B50 H80	Bronze	1 Pc	144,70
CHD10COV/24	Wall/glass adjustable side hinge with hidden screws, for 6/8 mm glass, B50 H80	Brushed steel effect	1 Pc	107,28
CHD10COV/R2	Wall/glass adjustable side hinge with hidden screws, for 6/8 mm glass, B50 H80	RAL9005 matt black	1 Pc	144,70



CHD10/1	Wall/glass adjustable side hinge, for 6/8 mm glass, B50 H80	Chrome	1 Pc	103,56
CHD10/24	Wall/glass adjustable side hinge, for 6/8 mm glass, B50 H80	Brushed steel effect	1 Pc	103,56



CHD12/1	Wall/glass adjustable central hinge, for 6/8 mm glass, B50 H80	Chrome	1 Pc	108,52
CHD12/24	Wall/glass adjustable central hinge, for 6/8 mm glass, B50 H80	Brushed steel effect	1 Pc	108,52



CHD14/1	Wall/glass adjustable hinge for narrow door jambs, for 6/8 mm glass, B50 H80	Chrome	1 Pc	145,46
CHD14/24	Wall/glass adjustable hinge for narrow door jambs, for 6/8 mm glass, B50 H80	Brushed steel effect	1 Pc	145,46

Art.	Description	Finish	Qty	EURO
	CHD180/1	Chrome	1 Pc	154,68
	CHD180/2	Gold	1 Pc	208,32
	CHD180/4	Bronze	1 Pc	208,32
	CHD180/24	Brushed steel effect	1 Pc	154,68
	CHD180/R2	RAL9005 matt black	1 Pc	208,32
	CHD190/1	Chrome	1 Pc	194,60
	CHD190/24	Brushed steel effect	1 Pc	194,60
	CHD1135/1	Chrome	1 Pc	173,40
	CHD20COV/1	Chrome	1 Pc	122,26
	CHD20COV/2	Gold	1 Pc	164,64
	CHD20COV/4	Bronze	1 Pc	164,64
	CHD20COV/24	Brushed steel effect	1 Pc	122,26
	CHD20COV/R2	RAL9005 matt black	1 Pc	164,64
	CHD20/1	Chrome	1 Pc	118,26
	CHD20/24	Brushed steel effect	1 Pc	120,68
	CHD22/1	Chrome	1 Pc	124,74
	CHD22/24	Brushed steel effect	1 Pc	124,74
	CHD24/1	Chrome	1 Pc	160,94
	CHD24/24	Brushed steel effect	1 Pc	160,94
	CHD24P/1	Chrome	1 Pc	165,92
	CHD24P/24	Brushed steel effect	1 Pc	165,92
	CHD280/1	Chrome	1 Pc	188,98
	CHD280/2	Gold	1 Pc	254,48
	CHD280/4	Bronze	1 Pc	254,48
	CHD280/24	Brushed steel effect	1 Pc	188,98
	CHD280/R2	RAL9005 matt black	1 Pc	254,48

SHOWERS








BALUSTRADES

OUTDOORS

INDOORS

SHOWERS



	Art.	Description	Finish	Qty	EURO
	CHD280P/1	Glass/glass adjustable in-line pivot hinge with hidden screws, for 8/12 mm glass, B55 H90	Chrome	1 Pc	193,98
	CHD280P/24	Glass/glass adjustable in-line pivot hinge with hidden screws, for 8/12 mm glass, B55 H90	Brushed steel effect	1 Pc	193,98
	CHD290/1	Glass/glass adjustable 90° hinge with hidden screws, for 8/12 mm glass, B55 H90	Chrome	1 Pc	227,02
	CSP75/2	Lock with door knob and different key, for 8/10 mm glass, B55 H90	Gold	1 Pc	181,12
	CSP75/4	Lock with door knob and different key, for 8/10 mm glass, B55 H90	Bronze	1 Pc	181,12
	CSP75/24	Lock with door knob and different key, for 8/10 mm glass, B55 H90	Brushed steel effect	1 Pc	135,98
	CSP75/R2	Lock with door knob and different key, for 8/10 mm glass, B55 H90	RAL9005 matt black	1 Pc	181,12
	CSP85/24	Lock with door knob, handles and different key, for 8/10 mm glass, B55 H90	Brushed steel effect	1 Pc	168,42
	CLP23/1	Lock with double door knob, for 8/10 mm glass, B55 H90	Chrome	1 Pc	116,24
	CLP23/2	Lock with double door knob, for 8/10 mm glass, B55 H90	Gold	1 Pc	139,70
	CLP23/4	Lock with double door knob, for 8/10 mm glass, B55 H90	Bronze	1 Pc	139,70
	CLP23/24	Lock with double door knob, for 8/10 mm glass, B55 H90	Brushed steel effect	1 Pc	116,24
	CLP23/R2	Lock with double door knob, for 8/10 mm glass, B55 H90	RAL9005 matt black	1 Pc	139,70
	CLPM29/1	Lock with double door knob and handles, for 8/10 mm glass, B55 H90	Chrome	1 Pc	159,68
	CLPM29/24	Lock with double door knob and handles, for 8/10 mm glass, B55 H90	Brushed steel effect	1 Pc	159,68
	CLS18/24	Free/occupied lock with door knob, for 8/10 mm glass, B55 H90	Brushed steel effect	1 Pc	97,30
	CLM19/1	Free/occupied lock with door knob and handles, for 8/10 mm glass, B55 H90	Chrome	1 Pc	139,70
	CLM19/24	Free/occupied lock with door knob and handles, for 8/10 mm glass, B55 H90	Brushed steel effect	1 Pc	139,70
	CL105/1	Glass-mounted strike plate, for 8/10 mm glass, B55 H90	Chrome	1 Pc	64,86
	CL105/2	Glass-mounted strike plate, for 8/10 mm glass, B55 H90	Gold	1 Pc	87,32
	CL105/4	Glass-mounted strike plate, for 8/10 mm glass, B55 H90	Bronze	1 Pc	87,32
	CL105/24	Glass-mounted strike plate, for 8/10 mm glass, B55 H90	Brushed steel effect	1 Pc	64,86
	CL105/R2	Glass-mounted strike plate, for 8/10 mm glass, B55 H90	RAL9005 matt black	1 Pc	87,32

	Art.	Description	Finish	Qty	EURO
	CHDM41/1	Wall/glass flush to the wall clamp, for 6/12 mm glass, B45 H51	Chrome	1 Pc	37,42
	CHDM41/2	Wall/glass flush to the wall clamp, for 6/12 mm glass, B45 H51	Gold	1 Pc	50,52
	CHDM41/4	Wall/glass flush to the wall clamp, for 6/12 mm glass, B45 H51	Bronze	1 Pc	50,52
	CHDM41/24	Wall/glass flush to the wall clamp, for 6/12 mm glass, B45 H51	Brushed steel effect	1 Pc	37,42
	CHDM41/R2	Wall/glass flush to the wall clamp, for 6/12 mm glass, B45 H51	RAL9005 matt black	1 Pc	50,52
	CHDM43/1	Wall/glass clamp, for 6/12 mm glass, B45 H51	Chrome	1 Pc	38,68
	CHDM43/24	Wall/glass clamp, for 6/12 mm glass, B45 H51	Brushed steel effect	1 Pc	38,68
	CHDM57/1	Wall/glass narrow side fixing clamp, for 6/12 mm glass, B45 H51	Chrome	1 Pc	52,38
	CHDM57/24	Wall/glass narrow side fixing clamp, for 6/12 mm glass, B45 H51	Brushed steel effect	1 Pc	52,38
	CHDM52/1	Wall/glass large side fixing clamp, for 6/12 mm glass, B45 H51	Chrome	1 Pc	54,90
	CHDM52/24	Wall/glass large side fixing clamp, for 6/12 mm glass, B45 H51	Brushed steel effect	1 Pc	54,90
	CHDM47/1	Glass/glass 90° clamp, for 6/12 mm glass, B45 H51	Chrome	1 Pc	69,86
	CHDM47/24	Glass/glass 90° clamp, for 6/12 mm glass, B45 H51	Brushed steel effect	1 Pc	69,86
	CHDM45/1	Glass/glass in-line clamp, for 6/12 mm glass, B95 H45	Chrome	1 Pc	66,14
	CHDM45/24	Glass/glass in-line clamp, for 6/12 mm glass, B95 H45	Brushed steel effect	1 Pc	66,14
	CHDT500/1	Wall/glass fixed wall/glass stabilizer bar, for 6/8 mm glass, L520	Chrome	1 Pc	134,72
	CHDT500/2	Wall/glass fixed wall/glass stabilizer bar, for 6/8 mm glass, L520	Gold	1 Pc	181,88
	CHDT500/4	Wall/glass fixed wall/glass stabilizer bar, for 6/8 mm glass, L520	Bronze	1 Pc	181,88
	CHDT500/24	Wall/glass fixed wall/glass stabilizer bar, for 6/8 mm glass, L520	Brushed steel effect	1 Pc	134,72
	CHDT500/R2	Wall/glass fixed wall/glass stabilizer bar, for 6/8 mm glass, L520	RAL9005 matt black	1 Pc	181,88
	CHDT1000/1	Wall/glass fixed wall/glass stabilizer bar, for 6/8 mm glass, L1020	Chrome	1 Pc	162,16
	CHDT1000/2	Wall/glass fixed wall/glass stabilizer bar, for 6/8 mm glass, L1020	Gold	1 Pc	218,82
	CHDT1000/4	Wall/glass fixed wall/glass stabilizer bar, for 6/8 mm glass, L1020	Bronze	1 Pc	218,82
	CHDT1000/24	Wall/glass fixed wall/glass stabilizer bar, for 6/8 mm glass, L1020	Brushed steel effect	1 Pc	162,16
	CHDT1000/R2	Wall/glass fixed wall/glass stabilizer bar, for 6/8 mm glass, L1020	RAL9005 matt black	1 Pc	218,82
	CHDT1500/1	Wall/glass fixed wall/glass stabilizer bar, for 6/8 mm glass, L1520	Chrome	1 Pc	194,60
	CHDT1500/2	Wall/glass fixed wall/glass stabilizer bar, for 6/8 mm glass, L1520	Gold	1 Pc	253,24
	CHDT1500/4	Wall/glass fixed wall/glass stabilizer bar, for 6/8 mm glass, L1520	Bronze	1 Pc	253,24
	CHDT1500/24	Wall/glass fixed wall/glass stabilizer bar, for 6/8 mm glass, L1520	Brushed steel effect	1 Pc	261,96
	CHDT1500/R2	Wall/glass fixed wall/glass stabilizer bar, for 6/8 mm glass, L1520	RAL9005 matt black	1 Pc	253,24
	CHDT500G/1	Wall/glass fixed wall/glass stabilizer bar, for 10/12 mm glass, L520	Chrome	1 Pc	134,72
	CHDT500G/2	Wall/glass fixed wall/glass stabilizer bar, for 10/12 mm glass, L520	Gold	1 Pc	181,88
	CHDT500G/4	Wall/glass fixed wall/glass stabilizer bar, for 10/12 mm glass, L520	Bronze	1 Pc	181,88
	CHDT500G/24	Wall/glass fixed wall/glass stabilizer bar, for 10/12 mm glass, L520	Brushed steel effect	1 Pc	134,72
	CHDT500G/R2	Wall/glass fixed wall/glass stabilizer bar, for 10/12 mm glass, L520	RAL9005 matt black	1 Pc	181,88

SHOWERS


BALUSTRADES




OUTDOORS

	Art.	Description	Finish	Qty	EURO
	CHDT1000G/1	Wall/glass fixed wall/glass stabilizer bar, for 10/12 mm glass, L1020	Chrome	1 Pc	162,16
	CHDT1000G/2	Wall/glass fixed wall/glass stabilizer bar, for 10/12 mm glass, L1020	Gold	1 Pc	218,82
	CHDT1000G/4	Wall/glass fixed wall/glass stabilizer bar, for 10/12 mm glass, L1020	Bronze	1 Pc	218,82
	CHDT1000G/24	Wall/glass fixed wall/glass stabilizer bar, for 10/12 mm glass, L1020	Brushed steel effect	1 Pc	162,16
	CHDT1000G/R2	Wall/glass fixed wall/glass stabilizer bar, for 10/12 mm glass, L1020	RAL9005 matt black	1 Pc	218,82
	CHDT1500G/1	Wall/glass fixed wall/glass stabilizer bar, for 10/12 mm glass, L1520	Chrome	1 Pc	194,60
	CHDT1500G/2	Wall/glass fixed wall/glass stabilizer bar, for 10/12 mm glass, L1520	Gold	1 Pc	253,24
	CHDT1500G/4	Wall/glass fixed wall/glass stabilizer bar, for 10/12 mm glass, L1520	Bronze	1 Pc	253,24
	CHDT1500G/24	Wall/glass fixed wall/glass stabilizer bar, for 10/12 mm glass, L1520	Brushed steel effect	1 Pc	261,96
	CHDT1500G/R2	Wall/glass fixed wall/glass stabilizer bar, for 10/12 mm glass, L1520	RAL9005 matt black	1 Pc	253,24

INDOORS

SHOWERS

	CHDA500/1	Wall/glass stabilizer bar with wall joint, for 6/8 mm glass, L540	Chrome	1 Pc	170,36
	CHDA500/2	Wall/glass stabilizer bar with wall joint, for 6/8 mm glass, L540	Gold	1 Pc	221,54
	CHDA500/4	Wall/glass stabilizer bar with wall joint, for 6/8 mm glass, L540	Bronze	1 Pc	221,54
	CHDA500/24	Wall/glass stabilizer bar with wall joint, for 6/8 mm glass, L540	Brushed steel effect	1 Pc	188,00
	CHDA500/R2	Wall/glass stabilizer bar with wall joint, for 6/8 mm glass, L540	RAL9005 matt black	1 Pc	221,54
	CHDA1000/1	Wall/glass stabilizer bar with wall joint, for 6/8 mm glass, L1040	Chrome	1 Pc	197,92
	CHDA1000/2	Wall/glass stabilizer bar with wall joint, for 6/8 mm glass, L1040	Gold	1 Pc	257,46
	CHDA1000/4	Wall/glass stabilizer bar with wall joint, for 6/8 mm glass, L1040	Bronze	1 Pc	257,46
	CHDA1000/24	Wall/glass stabilizer bar with wall joint, for 6/8 mm glass, L1040	Brushed steel effect	1 Pc	216,02
	CHDA1000/R2	Wall/glass stabilizer bar with wall joint, for 6/8 mm glass, L1040	RAL9005 matt black	1 Pc	257,46
	CHDA1500/1	Wall/glass stabilizer bar with wall joint, for 6/8 mm glass, L1540	Chrome	1 Pc	237,50
	CHDA1500/2	Wall/glass stabilizer bar with wall joint, for 6/8 mm glass, L1540	Gold	1 Pc	308,86
	CHDA1500/4	Wall/glass stabilizer bar with wall joint, for 6/8 mm glass, L1540	Bronze	1 Pc	308,86
	CHDA1500/24	Wall/glass stabilizer bar with wall joint, for 6/8 mm glass, L1540	Brushed steel effect	1 Pc	306,54
	CHDA1500/R2	Wall/glass stabilizer bar with wall joint, for 6/8 mm glass, L1540	RAL9005 matt black	1 Pc	308,86
	CHDA500G/1	Wall/glass stabilizer bar with wall joint, for 10/12 mm glass, L540	Chrome	1 Pc	170,36
	CHDA500G/2	Wall/glass stabilizer bar with wall joint, for 10/12 mm glass, L540	Gold	1 Pc	221,54
	CHDA500G/4	Wall/glass stabilizer bar with wall joint, for 10/12 mm glass, L540	Bronze	1 Pc	221,54
	CHDA500G/24	Wall/glass stabilizer bar with wall joint, for 10/12 mm glass, L540	Brushed steel effect	1 Pc	188,00
	CHDA500G/R2	Wall/glass stabilizer bar with wall joint, for 10/12 mm glass, L540	RAL9005 matt black	1 Pc	221,54
CHDA1000G/1	Wall/glass stabilizer bar with wall joint, for 10/12 mm glass, L1040	Chrome	1 Pc	197,92	
CHDA1000G/2	Wall/glass stabilizer bar with wall joint, for 10/12 mm glass, L1040	Gold	1 Pc	257,46	
CHDA1000G/4	Wall/glass stabilizer bar with wall joint, for 10/12 mm glass, L1040	Bronze	1 Pc	257,46	
CHDA1000G/24	Wall/glass stabilizer bar with wall joint, for 10/12 mm glass, L1040	Brushed steel effect	1 Pc	216,02	
CHDA1000G/R2	Wall/glass stabilizer bar with wall joint, for 10/12 mm glass, L1040	RAL9005 matt black	1 Pc	257,46	
CHDA1500G/1	Wall/glass stabilizer bar with wall joint, for 10/12 mm glass, L1540	Chrome	1 Pc	237,50	
CHDA1500G/2	Wall/glass stabilizer bar with wall joint, for 10/12 mm glass, L1540	Gold	1 Pc	308,86	
CHDA1500G/4	Wall/glass stabilizer bar with wall joint, for 10/12 mm glass, L1540	Bronze	1 Pc	308,86	
CHDA1500G/24	Wall/glass stabilizer bar with wall joint, for 10/12 mm glass, L1540	Brushed steel effect	1 Pc	306,54	
CHDA1500G/R2	Wall/glass stabilizer bar with wall joint, for 10/12 mm glass, L1540	RAL9005 matt black	1 Pc	308,86	

	Art.	Description	Finish	Qty	EURO
	CHDA55/1	Wall/glass stabilizer bar with double joint, for 6/8 mm glass, L564	Chrome	1 Pc	196,74
	CHDA55/2	Wall/glass stabilizer bar with double joint, for 6/8 mm glass, L564	Gold	1 Pc	255,72
	CHDA55/4	Wall/glass stabilizer bar with double joint, for 6/8 mm glass, L564	Bronze	1 Pc	255,72
	CHDA55/24	Wall/glass stabilizer bar with double joint, for 6/8 mm glass, L564	Brushed steel effect	1 Pc	213,44
	CHDA55/R2	Wall/glass stabilizer bar with double joint, for 6/8 mm glass, L564	RAL9005 matt black	1 Pc	309,96
	CHDA65/1	Wall/glass stabilizer bar with double joint, for 6/8 mm glass, L1064	Chrome	1 Pc	224,34
	CHDA65/2	Wall/glass stabilizer bar with double joint, for 6/8 mm glass, L1064	Gold	1 Pc	291,66
	CHDA65/4	Wall/glass stabilizer bar with double joint, for 6/8 mm glass, L1064	Bronze	1 Pc	291,66
	CHDA65/24	Wall/glass stabilizer bar with double joint, for 6/8 mm glass, L1064	Brushed steel effect	1 Pc	241,48
	CHDA65/R2	Wall/glass stabilizer bar with double joint, for 6/8 mm glass, L1064	RAL9005 matt black	1 Pc	330,46
	CHDA75/1	Wall/glass stabilizer bar with double joint, for 6/8 mm glass, L1564	Chrome	1 Pc	263,86
	CHDA75/2	Wall/glass stabilizer bar with double joint, for 6/8 mm glass, L1564	Gold	1 Pc	343,04
	CHDA75/4	Wall/glass stabilizer bar with double joint, for 6/8 mm glass, L1564	Bronze	1 Pc	343,04
	CHDA75/24	Wall/glass stabilizer bar with double joint, for 6/8 mm glass, L1564	Brushed steel effect	1 Pc	331,98
	CHDA75/R2	Wall/glass stabilizer bar with double joint, for 6/8 mm glass, L1564	RAL9005 matt black	1 Pc	358,06
	CHDA55G/1	Wall/glass stabilizer bar with double joint, for 10/12 mm glass, L564	Chrome	1 Pc	196,74
	CHDA55G/2	Wall/glass stabilizer bar with double joint, for 10/12 mm glass, L564	Gold	1 Pc	255,72
	CHDA55G/4	Wall/glass stabilizer bar with double joint, for 10/12 mm glass, L564	Bronze	1 Pc	255,72
	CHDA55G/24	Wall/glass stabilizer bar with double joint, for 10/12 mm glass, L564	Brushed steel effect	1 Pc	213,44
	CHDA55G/R2	Wall/glass stabilizer bar with double joint, for 10/12 mm glass, L564	RAL9005 matt black	1 Pc	309,96
	CHDA65G/1	Wall/glass stabilizer bar with double joint, for 10/12 mm glass, L1064	Chrome	1 Pc	224,34
	CHDA65G/2	Wall/glass stabilizer bar with double joint, for 10/12 mm glass, L1064	Gold	1 Pc	291,66
	CHDA65G/4	Wall/glass stabilizer bar with double joint, for 10/12 mm glass, L1064	Bronze	1 Pc	291,66
	CHDA65G/24	Wall/glass stabilizer bar with double joint, for 10/12 mm glass, L1064	Brushed steel effect	1 Pc	241,48
	CHDA65G/R2	Wall/glass stabilizer bar with double joint, for 10/12 mm glass, L1064	RAL9005 matt black	1 Pc	330,46
	CHDA75G/1	Wall/glass stabilizer bar with double joint, for 10/12 mm glass, L1564	Chrome	1 Pc	263,86
	CHDA75G/2	Wall/glass stabilizer bar with double joint, for 10/12 mm glass, L1564	Gold	1 Pc	343,04
	CHDA75G/4	Wall/glass stabilizer bar with double joint, for 10/12 mm glass, L1564	Bronze	1 Pc	343,04
	CHDA75G/24	Wall/glass stabilizer bar with double joint, for 10/12 mm glass, L1564	Brushed steel effect	1 Pc	331,98
	CHDA75G/R2	Wall/glass stabilizer bar with double joint, for 10/12 mm glass, L1564	RAL9005 matt black	1 Pc	358,06
	CHDA05/1	Elliptical bar, L500	Chrome	1 Pc	30,72
	CHDA05/2	Elliptical bar, L500	Gold	1 Pc	50,40
	CHDA05/4	Elliptical bar, L500	Bronze	1 Pc	50,40
	CHDA05/24	Elliptical bar, L500	Brushed steel effect	1 Pc	50,40
	CHDA05/R2	Elliptical bar, L500	RAL9005 matt black	1 Pc	50,40
	CHDA06/1	Elliptical bar, L600	Chrome	1 Pc	58,98
	CHDA06/2	Elliptical bar, L600	Gold	1 Pc	78,34
	CHDA06/4	Elliptical bar, L600	Bronze	1 Pc	78,34
	CHDA06/24	Elliptical bar, L600	Brushed steel effect	1 Pc	78,34
	CHDA06/R2	Elliptical bar, L600	RAL9005 matt black	1 Pc	78,34
	CHDA08/1	Elliptical bar, L1500	Chrome	1 Pc	98,52
	CHDA08/2	Elliptical bar, L1500	Gold	1 Pc	169,02
	CHDA08/4	Elliptical bar, L1500	Bronze	1 Pc	169,02
	CHDA08/24	Elliptical bar, L1500	Brushed steel effect	1 Pc	169,02
	CHDA08/R2	Elliptical bar, L1500	RAL9005 matt black	1 Pc	169,02


SHOWERS



BALUSTRADES

OUTDOORS

INDOORS

SHOWERS

	Art.	Description	Finish	Qty	EURO
	CHDA83/1	Glass in-line through fixing, for 6/8 mm glass, B30 H45	Chrome	1 Pc	51,08
	CHDA83/24	Glass in-line through fixing, for 6/8 mm glass, B30 H45	Brushed steel effect	1 Pc	51,08
	CHDA85/1	Articulated glass fixing, for 6/8 mm glass, B30 H45	Chrome	1 Pc	75,14
	CHDA85/2	Articulated glass fixing, for 6/8 mm glass, B30 H45	Gold	1 Pc	97,80
	CHDA85/4	Articulated glass fixing, for 6/8 mm glass, B30 H45	Bronze	1 Pc	97,80
	CHDA85/24	Articulated glass fixing, for 6/8 mm glass, B30 H45	Brushed steel effect	1 Pc	75,14
	CHDA85/R2	Articulated glass fixing, for 6/8 mm glass, B30 H45	RAL9005 matt black	1 Pc	97,80
	CHDA851/1	Articulated glass fixing, for 10/12 mm glass, B30 H45	Chrome	1 Pc	78,90
	CHDA851/2	Articulated glass fixing, for 10/12 mm glass, B30 H45	Gold	1 Pc	102,70
	CHDA851/4	Articulated glass fixing, for 10/12 mm glass, B30 H45	Bronze	1 Pc	102,70
	CHDA851/24	Articulated glass fixing, for 10/12 mm glass, B30 H45	Brushed steel effect	1 Pc	78,90
	CHDA851/R2	Articulated glass fixing, for 10/12 mm glass, B30 H45	RAL9005 matt black	1 Pc	102,70
	CHDA86/1	Closed glass fixing, for 6/8 mm glass, B30 H45	Chrome	1 Pc	48,66
	CHDA86/2	Closed glass fixing, for 6/8 mm glass, B30 H45	Gold	1 Pc	63,62
	CHDA86/4	Closed glass fixing, for 6/8 mm glass, B30 H45	Bronze	1 Pc	63,62
	CHDA86/24	Closed glass fixing, for 6/8 mm glass, B30 H45	Brushed steel effect	1 Pc	48,66
	CHDA86/R2	Closed glass fixing, for 6/8 mm glass, B30 H45	RAL9005 matt black	1 Pc	63,62
	CHDA861/1	Closed glass fixing, for 10/12 mm glass, B30 H45	Chrome	1 Pc	51,08
	CHDA861/2	Closed glass fixing, for 10/12 mm glass, B30 H45	Gold	1 Pc	66,80
	CHDA861/4	Closed glass fixing, for 10/12 mm glass, B30 H45	Bronze	1 Pc	66,80
	CHDA861/24	Closed glass fixing, for 10/12 mm glass, B30 H45	Brushed steel effect	1 Pc	51,08
	CHDA861/R2	Closed glass fixing, for 10/12 mm glass, B30 H45	RAL9005 matt black	1 Pc	66,80
	CHDA90/1	Articulated distanced glass fixing, for 6/8 mm glass, B30 H45 L65	Chrome	1 Pc	96,06
	CHDA90/2	Articulated distanced glass fixing, for 6/8 mm glass, B30 H45 L65	Gold	1 Pc	129,74
	CHDA90/4	Articulated distanced glass fixing, for 6/8 mm glass, B30 H45 L65	Bronze	1 Pc	129,74
	CHDA90/24	Articulated distanced glass fixing, for 6/8 mm glass, B30 H45 L65	Brushed steel effect	1 Pc	96,06
	CHDA90/R2	Articulated distanced glass fixing, for 6/8 mm glass, B30 H45 L65	RAL9005 matt black	1 Pc	129,74
	CHDA901/1	Articulated distanced glass fixing, for 10/12 mm glass, B30 H45 L65	Chrome	1 Pc	100,88
	CHDA901/2	Articulated distanced glass fixing, for 10/12 mm glass, B30 H45 L65	Gold	1 Pc	136,22
	CHDA901/4	Articulated distanced glass fixing, for 10/12 mm glass, B30 H45 L65	Bronze	1 Pc	136,22
	CHDA901/24	Articulated distanced glass fixing, for 10/12 mm glass, B30 H45 L65	Brushed steel effect	1 Pc	100,88
	CHDA901/R2	Articulated distanced glass fixing, for 10/12 mm glass, B30 H45 L65	RAL9005 matt black	1 Pc	136,22
	CHDA93/1	Wall fixing, B34 H16	Chrome	1 Pc	49,58
	CHDA93/2	Wall fixing, B34 H16	Gold	1 Pc	64,38
	CHDA93/4	Wall fixing, B34 H16	Bronze	1 Pc	64,38
	CHDA93/24	Wall fixing, B34 H16	Brushed steel effect	1 Pc	49,58
	CHDA93/R2	Wall fixing, B34 H16	RAL9005 matt black	1 Pc	64,38
	CHDA88/1	Wall articulated fixing, B52 H16	Chrome	1 Pc	93,72
	CHDA88/2	Wall articulated fixing, B52 H16	Gold	1 Pc	121,74
	CHDA88/4	Wall articulated fixing, B52 H16	Bronze	1 Pc	121,74
	CHDA88/24	Wall articulated fixing, B52 H16	Brushed steel effect	1 Pc	93,72
	CHDA88/R2	Wall articulated fixing, B52 H16	RAL9005 matt black	1 Pc	121,74

	Art.	Description	Finish	Qty	EURO
	DQMP2/1	Spare plate, B29.6 H29.6	Chrome	1 Pc	7,32
	DQMP2/2	Spare plate, B29.6 H29.6	Gold	1 Pc	13,84
	DQMP2/4	Spare plate, B29.6 H29.6	Bronze	1 Pc	13,02
	DQMP2/24	Spare plate, B29.6 H29.6	Brushed steel effect	1 Pc	7,32
	DQMP2/R2	Spare plate, B29.6 H29.6	RAL9005 matt black	1 Pc	9,76
	DQMP9/2	Spare plate, B65.6 H6.6	Gold	1 Pc	11,80
	DQMP9/8	Spare plate, B65.6 H6.6	Brushed steel	1 Pc	6,90
	DQMP9/15	Spare plate, B65.6 H6.6	Polished steel	1 Pc	6,90
	DQMP9/R2	Spare plate, B65.6 H6.6	RAL9005 matt black	1 Pc	7,72
		CHDMP4/1	Spare plate, B29.6 H29.8	Chrome	1 Pc
CHDMP4/2		Spare plate, B29.6 H29.8	Gold	1 Pc	12,22
CHDMP4/4		Spare plate, B29.6 H29.8	Bronze	1 Pc	11,38
CHDMP4/24		Spare plate, B29.6 H29.8	Brushed steel effect	1 Pc	8,12
CHDMP4/R2		Spare plate, B29.6 H29.8	RAL9005 matt black	1 Pc	8,56
CHDMP3/1		Spare plate, B37 H11.6	Chrome	1 Pc	6,12
CHDMP3/24		Spare plate, B37 H11.6	Brushed steel effect	1 Pc	6,12
CHDMP1/1		Spare plate, B71.6 H17.6	Chrome	1 Pc	9,76
CHDMP1/2		Spare plate, B71.6 H17.6	Gold	1 Pc	15,86
CHDMP1/4		Spare plate, B71.6 H17.6	Bronze	1 Pc	11,38
CHDMP1/24		Spare plate, B71.6 H17.6	Brushed steel effect	1 Pc	9,76
CHDMP1/R2		Spare plate, B71.6 H17.6	RAL9005 matt black	1 Pc	10,16
CHDMP2/1		Spare plate, B79.6 H18	Chrome	1 Pc	10,58
CHDMP2/2		Spare plate, B79.6 H18	Gold	1 Pc	16,68
CHDMP2/4		Spare plate, B79.6 H18	Bronze	1 Pc	12,22
CHDMP2/24		Spare plate, B79.6 H18	Brushed steel effect	1 Pc	10,58
CHDMP2/R2		Spare plate, B79.6 H18	RAL9005 matt black	1 Pc	10,98
		SP2255/1	Pair of door knobs with grip, for 6/12 mm glass, B34 L25	Chrome	1 Pc
	SP2255/2	Pair of door knobs with grip, for 6/12 mm glass, B34 L25	Gold	1 Pc	47,42
	SP2255/4	Pair of door knobs with grip, for 6/12 mm glass, B34 L25	Bronze	1 Pc	47,42
	SP2255/24	Pair of door knobs with grip, for 6/12 mm glass, B34 L25	Brushed steel effect	1 Pc	37,42
	SP2255/R2	Pair of door knobs with grip, for 6/12 mm glass, B34 L25	RAL9005 matt black	1 Pc	47,42
	SP2255GD/1	Pair of knurled door knobs with grip, for 6/12 mm glass, B34 L25	Chrome	1 Pc	39,90
	SP2255GD/2	Pair of knurled door knobs with grip, for 6/12 mm glass, B34 L25	Gold	1 Pc	49,90
	SP2255GD/4	Pair of knurled door knobs with grip, for 6/12 mm glass, B34 L25	Bronze	1 Pc	49,90
	SP2255GD/24	Pair of knurled door knobs with grip, for 6/12 mm glass, B34 L25	Brushed steel effect	1 Pc	39,90
	SP2255GD/R2	Pair of knurled door knobs with grip, for 6/12 mm glass, B34 L25	RAL9005 matt black	1 Pc	49,90
	SP255/1	Pair of door knobs with grip, for 8/14 mm glass, B38 L40	Chrome	1 Pc	72,36
	SP255/2	Pair of door knobs with grip, for 8/14 mm glass, B38 L40	Gold	1 Pc	92,32
	SP255/4	Pair of door knobs with grip, for 8/14 mm glass, B38 L40	Bronze	1 Pc	92,32
	SP255/24	Pair of door knobs with grip, for 8/14 mm glass, B38 L40	Brushed steel effect	1 Pc	72,36
	SP255/R2	Pair of door knobs with grip, for 8/14 mm glass, B38 L40	RAL9005 matt black	1 Pc	92,32
	VETCIL35/1	Pair of door knobs with grip, for 8/12 mm glass, B51 L35	Chrome	1 Pc	78,60
	VETCIL35/2	Pair of door knobs with grip, for 8/12 mm glass, B51 L35	Gold	1 Pc	102,06
	VETCIL35/3	Pair of door knobs with grip, for 8/12 mm glass, B51 L35	Brushed nickel	1 Pc	78,60





SHOWERS





BALUSTRADES

OUTDOORS

INDOORS

SHOWERS

	Art.	Description	Finish	Qty	EURO
	LMU20B.150/1	U LMU profile, B16 H20 L1498	Chrome	1 Pc	195,88
	LMU20B.150/2	U LMU profile, B16 H20 L1498	Gold	1 Pc	264,50
	LMU20B.150/4	U LMU profile, B16 H20 L1498	Bronze	1 Pc	278,22
	LMU20B.150/24	U LMU profile, B16 H20 L1498	Brushed steel effect	1 Pc	242,56
	LMU20B.150/R2	U LMU profile, B16 H20 L1498	RAL9005 matt black	1 Pc	106,70
	LMU20B.220/1	U LMU profile, B16 H20 L2200	Chrome	1 Pc	274,84
	LMU20B.220/2	U LMU profile, B16 H20 L2200	Gold	1 Pc	412,06
	LMU20B.220/4	U LMU profile, B16 H20 L2200	Bronze	1 Pc	439,52
	LMU20B.220/24	U LMU profile, B16 H20 L2200	Brushed steel effect	1 Pc	357,20
	LMU20B.220/R2	U LMU profile, B16 H20 L2200	RAL9005 matt black	1 Pc	140,40
	LMU20B.300/1	U LMU profile, B16 H20 L3000	Chrome	1 Pc	369,82
	LMU20B.300/2	U LMU profile, B16 H20 L3000	Gold	1 Pc	507,04
	LMU20B.300/4	U LMU profile, B16 H20 L3000	Bronze	1 Pc	534,50
	LMU20B.300/24	U LMU profile, B16 H20 L3000	Brushed steel effect	1 Pc	463,12
LMU20B.300/R2	U LMU profile, B16 H20 L3000	RAL9005 matt black	1 Pc	191,44	
	LMU86B.100/1	Flat upper LMU profile, B16 H13.5 L1498	Chrome	1 Pc	102,74
	LMU86B.100/2	Flat upper LMU profile, B16 H13.5 L1498	Gold	1 Pc	148,48
	LMU86B.100/4	Flat upper LMU profile, B16 H13.5 L1498	Bronze	1 Pc	148,48
	LMU86B.100/24	Flat upper LMU profile, B16 H13.5 L1498	Brushed steel effect	1 Pc	121,04
	LMU86B.100/R2	Flat upper LMU profile, B16 H13.5 L1498	RAL9005 matt black	1 Pc	52,40
	LMU86B.150/1	Flat upper LMU profile, B16 H13.5 L2200	Chrome	1 Pc	148,62
	LMU86B.150/2	Flat upper LMU profile, B16 H13.5 L2200	Gold	1 Pc	217,20
	LMU86B.150/4	Flat upper LMU profile, B16 H13.5 L2200	Bronze	1 Pc	217,20
	LMU86B.150/24	Flat upper LMU profile, B16 H13.5 L2200	Brushed steel effect	1 Pc	176,06
	LMU86B.150/R2	Flat upper LMU profile, B16 H13.5 L2200	RAL9005 matt black	1 Pc	73,16
	LMU86B.300/1	Flat upper LMU profile, B16 H13.5 L3000	Chrome	1 Pc	275,28
	LMU86B.300/2	Flat upper LMU profile, B16 H13.5 L3000	Gold	1 Pc	412,50
	LMU86B.300/4	Flat upper LMU profile, B16 H13.5 L3000	Bronze	1 Pc	412,50
	LMU86B.300/24	Flat upper LMU profile, B16 H13.5 L3000	Brushed steel effect	1 Pc	330,18
LMU86B.300/R2	Flat upper LMU profile, B16 H13.5 L3000	RAL9005 matt black	1 Pc	124,34	
	LMU20TPB/1	Flat cap, B16 H20 L1	Chrome	1 Pc	11,86
	LMU20TPB/2	Flat cap, B16 H20 L1	Gold	1 Pc	14,96
	LMU20TPB/4	Flat cap, B16 H20 L1	Bronze	1 Pc	30,56
	LMU20TPB/24	Flat cap, B16 H20 L1	Brushed steel effect	1 Pc	21,20
	LMU20TPB/R2	Flat cap, B16 H20 L1	RAL9005 matt black	1 Pc	8,74
	PESQ0810B.100/1	Water barrier profile, B8 H10 L992	Chrome	1 Pc	94,12
	PESQ0810B.100/2	Water barrier profile, B8 H10 L992	Gold	1 Pc	121,56
	PESQ0810B.100/4	Water barrier profile, B8 H10 L992	Bronze	1 Pc	139,86
	PESQ0810B.100/24	Water barrier profile, B8 H10 L992	Brushed steel effect	1 Pc	121,56
	PESQ0810B.100/R2	Water barrier profile, B8 H10 L992	RAL9005 matt black	1 Pc	62,08
	PESQ0810B.150/1	Water barrier profile, B8 H10 L1500	Chrome	1 Pc	135,68
	PESQ0810B.150/2	Water barrier profile, B8 H10 L1500	Gold	1 Pc	176,84
	PESQ0810B.150/4	Water barrier profile, B8 H10 L1500	Bronze	1 Pc	204,30
	PESQ0810B.150/24	Water barrier profile, B8 H10 L1500	Brushed steel effect	1 Pc	176,84
	PESQ0810B.150/R2	Water barrier profile, B8 H10 L1500	RAL9005 matt black	1 Pc	87,64

Art.	Description	Finish	Qty	EURO
PESQ0810B.300/1	Water barrier profile, B8 H10 L3000	Chrome	1 Pc	249,42
PESQ0810B.300/2	Water barrier profile, B8 H10 L3000	Gold	1 Pc	331,74
PESQ0810B.300/4	Water barrier profile, B8 H10 L3000	Bronze	1 Pc	386,62
PESQ0810B.300/24	Water barrier profile, B8 H10 L3000	Brushed steel effect	1 Pc	331,74
PESQ0810B.300/R2	Water barrier profile, B8 H10 L3000	RAL9005 matt black	1 Pc	153,34
				
PBD3183.150/6	U profile PBD3183, B16 H15 L1498	Matt black	1 Pc	93,40
PBD3183.150/88	U profile PBD3183, B16 H15 L1498	Brushed steel effect alu.	1 Pc	50,02
PBD3183.150/91	U profile PBD3183, B16 H15 L1498	Polished aluminium	1 Pc	52,88
PBD3183.150/97	U profile PBD3183, B16 H15 L1498	Matt aluminium	1 Pc	47,94
PBD3183.220/6	U profile PBD3183, B16 H15 L2200	Matt black	1 Pc	116,80
PBD3183.220/88	U profile PBD3183, B16 H15 L2200	Brushed steel effect alu.	1 Pc	51,78
PBD3183.220/91	U profile PBD3183, B16 H15 L2200	Polished aluminium	1 Pc	56,04
PBD3183.220/97	U profile PBD3183, B16 H15 L2200	Matt aluminium	1 Pc	48,70
PBD3183/6	U profile PBD3183, B16 H15 L3000	Matt black	1 Pc	140,18
PBD3183/88	U profile PBD3183, B16 H15 L3000	Brushed steel effect alu.	1 Pc	53,54
PBD3183/91	U profile PBD3183, B16 H15 L3000	Polished aluminium	1 Pc	59,18
PBD3183/97	U profile PBD3183, B16 H15 L3000	Matt aluminium	1 Pc	49,44
				
PBD3184.100/6	Rounded upper profile, B16 H13.5 L992	Matt black	1 Pc	55,12
PBD3184.100/88	Rounded upper profile, B16 H13.5 L992	Brushed steel effect alu.	1 Pc	22,48
PBD3184.100/91	Rounded upper profile, B16 H13.5 L992	Polished aluminium	1 Pc	25,82
PBD3184.100/97	Rounded upper profile, B16 H13.5 L992	Matt aluminium	1 Pc	21,74
PBD3184.150/6	Rounded upper profile, B16 H13.5 L1498	Matt black	1 Pc	76,16
PBD3184.150/88	Rounded upper profile, B16 H13.5 L1498	Brushed steel effect alu.	1 Pc	26,82
PBD3184.150/91	Rounded upper profile, B16 H13.5 L1498	Polished aluminium	1 Pc	32,94
PBD3184.150/97	Rounded upper profile, B16 H13.5 L1498	Matt aluminium	1 Pc	26,60
PBD3184/6	Rounded upper profile, B16 H13.5 L3000	Matt black	1 Pc	128,18
PBD3184/88	Rounded upper profile, B16 H13.5 L3000	Brushed steel effect alu.	1 Pc	30,40
PBD3184/91	Rounded upper profile, B16 H13.5 L3000	Polished aluminium	1 Pc	42,60
PBD3184/97	Rounded upper profile, B16 H13.5 L3000	Matt aluminium	1 Pc	28,22
				
PBDTP/6	Rounded cap PBD, B16 H17	Matt black	1 Pc	14,20
PBDTP/88	Rounded cap PBD, B16 H17	Brushed steel effect alu.	1 Pc	18,00
PBDTP/91	Rounded cap PBD, B16 H17	Polished aluminium	1 Pc	18,00
PBDTP/97	Rounded cap PBD, B16 H17	Matt aluminium	1 Pc	10,34
				
PBD3186.100/6	Flat upper profile, B16 H13.5 L992	Matt black	1 Pc	55,12
PBD3186.100/88	Flat upper profile, B16 H13.5 L992	Brushed steel effect alu.	1 Pc	22,48
PBD3186.100/91	Flat upper profile, B16 H13.5 L992	Polished aluminium	1 Pc	25,82
PBD3186.100/97	Flat upper profile, B16 H13.5 L992	Matt aluminium	1 Pc	21,74
PBD3186.150/6	Flat upper profile, B16 H13.5 L1498	Matt black	1 Pc	76,16
PBD3186.150/88	Flat upper profile, B16 H13.5 L1498	Brushed steel effect alu.	1 Pc	26,82
PBD3186.150/91	Flat upper profile, B16 H13.5 L1498	Polished aluminium	1 Pc	32,94
PBD3186.150/97	Flat upper profile, B16 H13.5 L1498	Matt aluminium	1 Pc	26,60
PBD3186/6	Flat upper profile, B16 H13.5 L3000	Matt black	1 Pc	128,18
PBD3186/88	Flat upper profile, B16 H13.5 L3000	Brushed steel effect alu.	1 Pc	30,40
PBD3186/91	Flat upper profile, B16 H13.5 L3000	Polished aluminium	1 Pc	42,60
PBD3186/97	Flat upper profile, B16 H13.5 L3000	Matt aluminium	1 Pc	28,22

SHOWERS



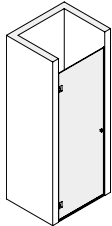
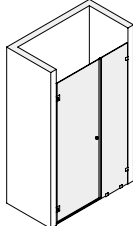
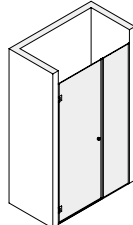
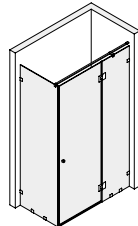
BALUSTRADES

OUTDOORS

INDOORS

SHOWERS

	Art.	Description	Finish	Qty	EURO
	PBD86TP/6	Flat cap PBD, B16 H17	Matt black	1 Pc	14,20
	PBD86TP/88	Flat cap PBD, B16 H17	Brushed steel effect alu.	1 Pc	18,00
	PBD86TP/91	Flat cap PBD, B16 H17	Polished aluminium	1 Pc	18,00
	PBD86TP/97	Flat cap PBD, B16 H17	Matt aluminium	1 Pc	10,34
	GM62	Balloon seal, for 6/8 mm glass, L2200	Transparent	1 Pc	21,84
	GM6225	Balloon seal, for 6/8 mm glass, L2500	Transparent	1 Pc	24,78
	GM6230	Balloon seal, for 6/8 mm glass, L3000	Transparent	1 Pc	28,80
	GM12DX20	Right magnetic 45° seal with grey magnet, for 6/8 mm glass, L2000	Embossed	1 Pc	33,34
	GM12DX22	Right magnetic 45° seal with grey magnet, for 6/8 mm glass, L2200	Embossed	1 Pc	37,42
	GM12DX25	Right magnetic 45° seal with grey magnet, for 6/8 mm glass, L2500	Embossed	1 Pc	41,66
	GM12SX20	Left magnetic 45° seal with grey magnet, for 6/8 mm glass, L2000	Embossed	1 Pc	33,34
	GM12SX22	Left magnetic 45° seal with grey magnet, for 6/8 mm glass, L2200	Embossed	1 Pc	37,42
	GM12SX25	Left magnetic 45° seal with grey magnet, for 6/8 mm glass, L2500	Embossed	1 Pc	41,66
	GM58	90° strike jamb seal, for 6/8 mm glass, L2200	Transparent	1 Pc	17,88
	GM58NR	90° strike jamb seal, for 6/8 mm glass, L2200	Matt black	1 Pc	21,46
	GM5830	90° strike jamb seal, for 6/8 mm glass, L3000	Transparent	1 Pc	24,44
	GM6010	Water barrier and drip flap balloon seal, for 6/8 mm glass, L1000	Transparent	1 Pc	9,00
	GM6020	Water barrier and drip flap balloon seal, for 6/8 mm glass, L2000	Transparent	1 Pc	16,74
	GM6025	Water barrier and drip flap balloon seal, for 6/8 mm glass, L2500	Transparent	1 Pc	20,92
	GM6030	Water barrier and drip flap balloon seal, for 6/8 mm glass, L3000	Transparent	1 Pc	25,12
	GM06	Balloon seal, for 8/10 mm glass, L2000	Transparent	1 Pc	20,52
	GM0622	Balloon seal, for 8/10 mm glass, L2200	Transparent	1 Pc	22,56
	GM0622NR	Balloon seal, for 8/10 mm glass, L2200	Matt black	1 Pc	27,06
	GM0625	Balloon seal, for 8/10 mm glass, L2500	Transparent	1 Pc	25,66
	GM0625NR	Balloon seal, for 8/10 mm glass, L2500	Matt black	1 Pc	30,82
	GM063000	Balloon seal, for 8/10 mm glass, L3000	Transparent	1 Pc	29,72
	GM063000NR	Balloon seal, for 8/10 mm glass, L3000	Matt black	1 Pc	35,66
	GM1520SX	Left magnetic 45° seal, for 8/10 mm glass, L2200	Transparent	1 Pc	40,88
	GM1520SXNR	Left magnetic 45° seal, for 8/10 mm glass, L2200	Matt black	1 Pc	49,04
	GM1520DX	Right magnetic 45° seal, for 8/10 mm glass, L2200	Transparent	1 Pc	40,88
	GM1520DXNR	Right magnetic 45° seal, for 8/10 mm glass, L2200	Matt black	1 Pc	49,04
	GM15SX	Left magnetic 45° seal, for 8/10 mm glass, L2500	Transparent	1 Pc	46,44
	GM15DX	Right magnetic 45° seal, for 8/10 mm glass, L2500	Transparent	1 Pc	46,44
	GM1530SX	Left magnetic 45° seal, for 8/10 mm glass, L3000	Transparent	1 Pc	55,58
	GM1530DX	Right magnetic 45° seal, for 8/10 mm glass, L3000	Transparent	1 Pc	55,58
	GM5422	90° strike jamb seal, for 8/10 mm glass, L2200	Transparent	1 Pc	22,56
	GM5430	90° strike jamb seal, for 8/10 mm glass, L3000	Transparent	1 Pc	30,84
	GM0210	Water barrier lip seal with drip flap, for 8/10 mm glass, L1000	Transparent	1 Pc	12,06
	GM02	Water barrier lip seal with drip flap, for 8/10 mm glass, L2000	Transparent	1 Pc	22,44
	GM02NR	Water barrier lip seal with drip flap, for 8/10 mm glass, L2000	Matt black	1 Pc	26,92
	GM022500	Water barrier lip seal with drip flap, for 8/10 mm glass, L2500	Transparent	1 Pc	27,10
	GM022500NR	Water barrier lip seal with drip flap, for 8/10 mm glass, L2500	Matt black	1 Pc	32,56

Art.	Description	Finish	Qty	EURO	
	GM04	Seal with straight lip, for 8/10 mm glass, L2000	Transparent	1 Pc	20,28
	GM0422	Seal with straight lip, for 8/10 mm glass, L2200	Transparent	1 Pc	22,34
	GM0425	Seal with straight lip, for 8/10 mm glass, L2500	Transparent	1 Pc	25,36
	GM0430	Seal with straight lip, for 8/10 mm glass, L3000	Transparent	1 Pc	29,48
	GTUP2	Glass holder seal, H2	Transparent	1 m	1,38
	GTUP3	Glass holder seal, H3	Transparent	1 m	1,56
	GTUP4	Glass holder seal, H4	Transparent	1 m	1,92
	GTUP5	Glass holder seal, H5	Transparent	1 m	2,66
	GTUP6	Glass holder seal, H6	Transparent	1 m	3,76
	GTUP2G	Glass holder seal, H2	Embossed	1 m	2,04
	GTUP3G	Glass holder seal, H3	Embossed	1 m	2,32
	GTUP4G	Glass holder seal, H4	Embossed	1 m	2,60
	GTUP5G	Glass holder seal, H5	Embossed	1 m	2,94
	GTUP6G	Glass holder seal, H6	Embossed	1 m	4,34
	GTUP2N	Glass holder seal, H2	Matt black	1 m	1,38
	GTUP3N	Glass holder seal, H3	Matt black	1 m	1,56
	GTUP4N	Glass holder seal, H4	Matt black	1 m	1,92
	GTUP5N	Glass holder seal, H5	Matt black	1 m	2,66
GTUP6N	Glass holder seal, H6	Matt black	1 m	3,76	
	BDCER81001/1	Wall/wall kit, for 8/10 mm glass	Chrome	1 Pc	389,56
	BDCER81003/1	Wall/wall kit with fixed glass and clamps, for 8/10 mm glass	Chrome	1 Pc	586,90
	BDCER81005/1	Wall/wall kit with fixed glass and profiles, for 8/10 mm glass	Chrome	1 Pc	930,22
	BDCER81007/1	Wall/glass kit with fixed glass and clamps, for 8/10 mm glass	Chrome	1 Pc	1.021,70

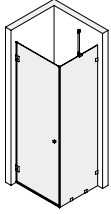
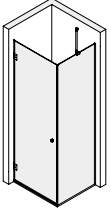
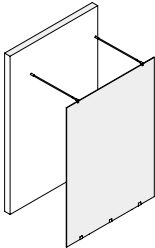
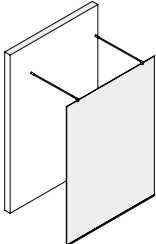
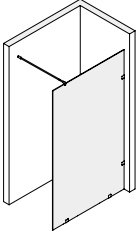
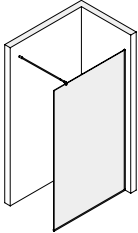

SHOWERS


BALUSTRADES

OUTDOORS

INDOORS

SHOWERS

	Art.	Description	Finish	Qty	EURO
	BDCER81013/1	Wall/wall corner kit with fixed glass and clamps, for 8/10 mm glass	Chrome	1 Pc	643,84
	BDCER81015/1	Wall/wall corner kit with fixed glass and profiles, for 8/10 mm glass	Chrome	1 Pc	1.064,54
	OPEN03MORS/1	Two-side walk-in shower kit with clamps, for 6/10 mm glass	Chrome	1 Pc	292,78
	OPEN03LMUMF/1	Two-side walk-in shower kit with profiles, for 8/10 mm glass	Chrome	1 Pc	487,30
	OPEN01MORS/1	Walk-in shower kit with clamps, for 6/10 mm glass	Chrome	1 Pc	233,48
	OPEN01LMUMF/1	Walk-in shower kit with profiles, for 8/10 mm glass	Chrome	1 Pc	660,60
	CER26/1	Wall/glass side hinge, for 6/10 mm glass, B50 H80	Chrome	1 Pc	98,36

	Art.	Description	Finish	Qty	EURO
	CER27/1	Wall/glass central hinge, for 6/10 mm glass, B50 H80	Chrome	1 Pc	103,10
	CER28/1	Glass/glass 90° hinge, for 6/10 mm glass, B50 H80	Chrome	1 Pc	134,72
	CER29/1	Glass/glass in-line hinge, for 6/10 mm glass, B50 H80	Chrome	1 Pc	133,48
	CER31/1	Glass/glass safety hinge, for 6/10 mm glass, B50 H80	Chrome	1 Pc	179,64
	CER32/1	Glass/glass overlap hinge, for 6/10 mm glass, B50 H80	Chrome	1 Pc	179,64
	CER33/1	Glass/glass in-line folding hinge, for 6/10 mm glass, B50 H80	Chrome	1 Pc	149,68
	MORS001/1	Wall/glass flush to the wall clamp, for 6/10 mm glass, B40 H50	Chrome	1 Pc	35,56
	MORS002/1	Wall/glass clamp narrow side fixing, 6/10 mm glass, B40 H50 L14	Chrome	1 Pc	34,94
	MORS0023/1	Wall/glass clamp large side fixing, for 6/10 mm glass, B40 H50 L27	Chrome	1 Pc	46,16
	MORS003/1	Wall/glass flush to the wall clamp, for 6/10 mm glass, B80 H50	Chrome	1 Pc	64,86
	MORS033/1	Wall/glass clamp large side fixing, for 6/10 mm glass, B80 H50 L27	Chrome	1 Pc	77,34







SHOWERS






BALUSTRADES

OUTDOORS

INDOORS

SHOWERS

	Art.	Description	Finish	Qty	EURO
	MORS004/1	Glass/glass in-line clamp, for 6/10 mm glass, B101 H40	Chrome	1 Pc	64,86
	MORS005/1	Glass/glass 90° clamp, for 6/10 mm glass, B50 H40	Chrome	1 Pc	57,38
	MF129/1	Wall/glass fixed 45° stabilizer bar, for 6/10 mm glass, L650	Chrome	1 Pc	77,34
	MF129/24	Wall/glass fixed 45° stabilizer bar, for 6/10 mm glass, L650	Brushed steel effect	1 Pc	77,34
	MF127/1	Wall/glass fixed wall/glass stabilizer bar, for 6/10 mm glass, L1030	Chrome	1 Pc	96,06
	MF127/2	Wall/glass fixed wall/glass stabilizer bar, for 6/10 mm glass, L1030	Gold	1 Pc	130,22
	MF127/4	Wall/glass fixed wall/glass stabilizer bar, for 6/10 mm glass, L1030	Bronze	1 Pc	130,22
	MF127/24	Wall/glass fixed wall/glass stabilizer bar, for 6/10 mm glass, L1030	Brushed steel effect	1 Pc	96,06
	MF1515/1	Wall/glass stabilizer bar with double joint, for 6/10 mm glass, L588	Chrome	1 Pc	117,26
	MF1515/2	Wall/glass stabilizer bar with double joint, for 6/10 mm glass, L588	Gold	1 Pc	158,42
	MF1515/3	Wall/glass stabilizer bar with double joint, for 6/10 mm glass, L588	Brushed nickel	1 Pc	117,26
	MF1515/4	Wall/glass stabilizer bar with double joint, for 6/10 mm glass, L588	Bronze	1 Pc	158,42
	DQT500/1	Wall/glass fixed stabilizer bar with short clamp, for 8/12 mm glass, L520	Chrome	1 Pc	134,72
	DQT500/2	Wall/glass fixed stabilizer bar with short clamp, for 8/12 mm glass, L520	Gold	1 Pc	181,88
	DQT500/4	Wall/glass fixed stabilizer bar with short clamp, for 8/12 mm glass, L520	Bronze	1 Pc	181,88
	DQT500/24	Wall/glass fixed stabilizer bar with short clamp, for 8/12 mm glass, L520	Brushed steel effect	1 Pc	134,72
	DQT500/73	Wall/glass fixed stabilizer bar with short clamp, for 8/12 mm glass, L520	Polished black nickel	1 Pc	200,06
	DQT500/R2	Wall/glass fixed stabilizer bar with short clamp, for 8/12 mm glass, L520	RAL9005 matt black	1 Pc	181,88
	DQT1000/1	Wall/glass fixed stabilizer bar with short clamp, for 8/12 mm glass, L1020	Chrome	1 Pc	162,16
	DQT1000/2	Wall/glass fixed stabilizer bar with short clamp, for 8/12 mm glass, L1020	Gold	1 Pc	218,82
	DQT1000/4	Wall/glass fixed stabilizer bar with short clamp, for 8/12 mm glass, L1020	Bronze	1 Pc	218,82
	DQT1000/24	Wall/glass fixed stabilizer bar with short clamp, for 8/12 mm glass, L1020	Brushed steel effect	1 Pc	162,16
	DQT1000/73	Wall/glass fixed stabilizer bar with short clamp, for 8/12 mm glass, L1020	Polished black nickel	1 Pc	240,68
	DQT1000/R2	Wall/glass fixed stabilizer bar with short clamp, for 8/12 mm glass, L1020	RAL9005 matt black	1 Pc	218,82
	DQT1500/1	Wall/glass fixed stabilizer bar with short clamp, for 8/12 mm glass, L1520	Chrome	1 Pc	194,60
	DQT1500/2	Wall/glass fixed stabilizer bar with short clamp, for 8/12 mm glass, L1520	Gold	1 Pc	253,24
	DQT1500/4	Wall/glass fixed stabilizer bar with short clamp, for 8/12 mm glass, L1520	Bronze	1 Pc	253,24
	DQT1500/24	Wall/glass fixed stabilizer bar with short clamp, for 8/12 mm glass, L1520	Brushed steel effect	1 Pc	261,96
	DQT1500/R2	Wall/glass fixed stabilizer bar with short clamp, for 8/12 mm glass, L1520	RAL9005 matt black	1 Pc	253,24
	DQA90/1	Articulated distanced glass fixing, for 8/12 mm glass, B25 H40 L75	Chrome	1 Pc	96,06
	DQA90/2	Articulated distanced glass fixing, for 8/12 mm glass, B25 H40 L75	Gold	1 Pc	129,74
	DQA90/4	Articulated distanced glass fixing, for 8/12 mm glass, B25 H40 L75	Bronze	1 Pc	129,74
	DQA90/24	Articulated distanced glass fixing, for 8/12 mm glass, B25 H40 L75	Brushed steel effect	1 Pc	96,06
	DQA90/73	Articulated distanced glass fixing, for 8/12 mm glass, B25 H40 L75	Polished black nickel	1 Pc	142,70
	DQA90/R2	Articulated distanced glass fixing, for 8/12 mm glass, B25 H40 L75	RAL9005 matt black	1 Pc	129,74
	DQTS2525/1	Pair of door knobs with grip, for 8/12 mm glass, B25 H25 L25	Chrome	1 Pc	53,40
	DQTS2525/2	Pair of door knobs with grip, for 8/12 mm glass, B25 H25 L25	Gold	1 Pc	72,08
	DQTS2525/4	Pair of door knobs with grip, for 8/12 mm glass, B25 H25 L25	Bronze	1 Pc	72,08
	DQTS2525/24	Pair of door knobs with grip, for 8/12 mm glass, B25 H25 L25	Brushed steel effect	1 Pc	53,40
	DQTS2525/R2	Pair of door knobs with grip, for 8/12 mm glass, B25 H25 L25	RAL9005 matt black	1 Pc	72,08

	Art.	Description	Finish	Qty	EURO
	DQP2525/1	Pair of door knobs, for 8/15 mm glass, B25 H25 L25	Chrome	1 Pc	49,52
	DQP2525/2	Pair of door knobs, for 8/15 mm glass, B25 H25 L25	Gold	1 Pc	66,86
	DQP2525/3	Pair of door knobs, for 8/15 mm glass, B25 H25 L25	Brushed nickel	1 Pc	49,52
	DQP2525/4	Pair of door knobs, for 8/15 mm glass, B25 H25 L25	Bronze	1 Pc	66,86
	DQP2525/73	Pair of door knobs, for 8/15 mm glass, B25 H25 L25	Polished black nickel	1 Pc	88,96
	DQP2525/R2	Pair of door knobs, for 8/15 mm glass, B25 H25 L25	RAL9005 matt black	1 Pc	80,88
	POM2525/1	Pair of long door knobs, for 8/15 mm glass, B25 H25 L44	Chrome	1 Pc	56,44
	POM2525/2	Pair of long door knobs, for 8/15 mm glass, B25 H25 L44	Gold	1 Pc	76,24
	POM2525/3	Pair of long door knobs, for 8/15 mm glass, B25 H25 L44	Brushed nickel	1 Pc	55,66
	POM2525/4	Pair of long door knobs, for 8/15 mm glass, B25 H25 L44	Bronze	1 Pc	76,24
	POM2525/R2	Pair of long door knobs, for 8/15 mm glass, B25 H25 L44	RAL9005 matt black	1 Pc	87,34
	LMU20B.150/1	U LMU profile, B16 H20 L1498	Chrome	1 Pc	195,88
	LMU20B.150/2	U LMU profile, B16 H20 L1498	Gold	1 Pc	264,50
	LMU20B.150/4	U LMU profile, B16 H20 L1498	Bronze	1 Pc	278,22
	LMU20B.150/24	U LMU profile, B16 H20 L1498	Brushed steel effect	1 Pc	242,56
	LMU20B.150/R2	U LMU profile, B16 H20 L1498	RAL9005 matt black	1 Pc	106,70
	LMU20B.220/1	U LMU profile, B16 H20 L2200	Chrome	1 Pc	274,84
	LMU20B.220/2	U LMU profile, B16 H20 L2200	Gold	1 Pc	412,06
	LMU20B.220/4	U LMU profile, B16 H20 L2200	Bronze	1 Pc	439,52
	LMU20B.220/24	U LMU profile, B16 H20 L2200	Brushed steel effect	1 Pc	357,20
	LMU20B.220/R2	U LMU profile, B16 H20 L2200	RAL9005 matt black	1 Pc	140,40
	LMU20B.300/1	U LMU profile, B16 H20 L3000	Chrome	1 Pc	369,82
	LMU20B.300/2	U LMU profile, B16 H20 L3000	Gold	1 Pc	507,04
	LMU20B.300/4	U LMU profile, B16 H20 L3000	Bronze	1 Pc	534,50
	LMU20B.300/24	U LMU profile, B16 H20 L3000	Brushed steel effect	1 Pc	463,12
LMU20B.300/R2	U LMU profile, B16 H20 L3000	RAL9005 matt black	1 Pc	191,44	
	LMU86B.100/1	Flat upper LMU profile, B16 H13.5 L1498	Chrome	1 Pc	102,74
	LMU86B.100/2	Flat upper LMU profile, B16 H13.5 L1498	Gold	1 Pc	148,48
	LMU86B.100/4	Flat upper LMU profile, B16 H13.5 L1498	Bronze	1 Pc	148,48
	LMU86B.100/24	Flat upper LMU profile, B16 H13.5 L1498	Brushed steel effect	1 Pc	121,04
	LMU86B.100/R2	Flat upper LMU profile, B16 H13.5 L1498	RAL9005 matt black	1 Pc	52,40
	LMU86B.150/1	Flat upper LMU profile, B16 H13.5 L2200	Chrome	1 Pc	148,62
	LMU86B.150/2	Flat upper LMU profile, B16 H13.5 L2200	Gold	1 Pc	217,20
	LMU86B.150/4	Flat upper LMU profile, B16 H13.5 L2200	Bronze	1 Pc	217,20
	LMU86B.150/24	Flat upper LMU profile, B16 H13.5 L2200	Brushed steel effect	1 Pc	176,06
	LMU86B.150/R2	Flat upper LMU profile, B16 H13.5 L2200	RAL9005 matt black	1 Pc	73,16
	LMU86B.300/1	Flat upper LMU profile, B16 H13.5 L3000	Chrome	1 Pc	275,28
	LMU86B.300/2	Flat upper LMU profile, B16 H13.5 L3000	Gold	1 Pc	412,50
	LMU86B.300/4	Flat upper LMU profile, B16 H13.5 L3000	Bronze	1 Pc	412,50
	LMU86B.300/24	Flat upper LMU profile, B16 H13.5 L3000	Brushed steel effect	1 Pc	330,18
LMU86B.300/R2	Flat upper LMU profile, B16 H13.5 L3000	RAL9005 matt black	1 Pc	124,34	
	LMU20TPB/1	Flat cap, B16 H20 L1	Chrome	1 Pc	11,86
	LMU20TPB/2	Flat cap, B16 H20 L1	Gold	1 Pc	14,96
	LMU20TPB/4	Flat cap, B16 H20 L1	Bronze	1 Pc	30,56
	LMU20TPB/24	Flat cap, B16 H20 L1	Brushed steel effect	1 Pc	21,20
	LMU20TPB/R2	Flat cap, B16 H20 L1	RAL9005 matt black	1 Pc	8,74





SHOWERS








BALUSTRADES

OUTDOORS

INDOORS

SHOWERS

	Art.	Description	Finish	Qty	EURO	
	PESQ0810B.100/1	Water barrier profile, B8 H10 L992	Chrome	1 Pc	94,12	
	PESQ0810B.100/2	Water barrier profile, B8 H10 L992	Gold	1 Pc	121,56	
	PESQ0810B.100/4	Water barrier profile, B8 H10 L992	Bronze	1 Pc	139,86	
	PESQ0810B.100/24	Water barrier profile, B8 H10 L992	Brushed steel effect	1 Pc	121,56	
	PESQ0810B.100/R2	Water barrier profile, B8 H10 L992	RAL9005 matt black	1 Pc	62,08	
	PESQ0810B.150/1	Water barrier profile, B8 H10 L1500	Chrome	1 Pc	135,68	
	PESQ0810B.150/2	Water barrier profile, B8 H10 L1500	Gold	1 Pc	176,84	
	PESQ0810B.150/4	Water barrier profile, B8 H10 L1500	Bronze	1 Pc	204,30	
	PESQ0810B.150/24	Water barrier profile, B8 H10 L1500	Brushed steel effect	1 Pc	176,84	
	PESQ0810B.150/R2	Water barrier profile, B8 H10 L1500	RAL9005 matt black	1 Pc	87,64	
	PESQ0810B.300/1	Water barrier profile, B8 H10 L3000	Chrome	1 Pc	249,42	
	PESQ0810B.300/2	Water barrier profile, B8 H10 L3000	Gold	1 Pc	331,74	
	PESQ0810B.300/4	Water barrier profile, B8 H10 L3000	Bronze	1 Pc	386,62	
	PESQ0810B.300/24	Water barrier profile, B8 H10 L3000	Brushed steel effect	1 Pc	331,74	
	PESQ0810B.300/R2	Water barrier profile, B8 H10 L3000	RAL9005 matt black	1 Pc	153,34	
	PBD3183.150/6	U profile PBD3183, B16 H15 L1498	Matt black	1 Pc	93,40	
	PBD3183.150/88	U profile PBD3183, B16 H15 L1498	Brushed steel effect alu.	1 Pc	50,02	
	PBD3183.150/91	U profile PBD3183, B16 H15 L1498	Polished aluminium	1 Pc	52,88	
	PBD3183.150/97	U profile PBD3183, B16 H15 L1498	Matt aluminium	1 Pc	47,94	
	PBD3183.220/6	U profile PBD3183, B16 H15 L2200	Matt black	1 Pc	116,80	
	PBD3183.220/88	U profile PBD3183, B16 H15 L2200	Brushed steel effect alu.	1 Pc	51,78	
	PBD3183.220/91	U profile PBD3183, B16 H15 L2200	Polished aluminium	1 Pc	56,04	
	PBD3183.220/97	U profile PBD3183, B16 H15 L2200	Matt aluminium	1 Pc	48,70	
	PBD3183/6	U profile PBD3183, B16 H15 L3000	Matt black	1 Pc	140,18	
	PBD3183/88	U profile PBD3183, B16 H15 L3000	Brushed steel effect alu.	1 Pc	53,54	
	PBD3183/91	U profile PBD3183, B16 H15 L3000	Polished aluminium	1 Pc	59,18	
	PBD3183/97	U profile PBD3183, B16 H15 L3000	Matt aluminium	1 Pc	49,44	
		PBD3184.100/6	Rounded upper profile, B16 H13.5 L992	Matt black	1 Pc	55,12
		PBD3184.100/88	Rounded upper profile, B16 H13.5 L992	Brushed steel effect alu.	1 Pc	22,48
		PBD3184.100/91	Rounded upper profile, B16 H13.5 L992	Polished aluminium	1 Pc	25,82
PBD3184.100/97		Rounded upper profile, B16 H13.5 L992	Matt aluminium	1 Pc	21,74	
PBD3184.150/6		Rounded upper profile, B16 H13.5 L1498	Matt black	1 Pc	76,16	
PBD3184.150/88		Rounded upper profile, B16 H13.5 L1498	Brushed steel effect alu.	1 Pc	26,82	
PBD3184.150/91		Rounded upper profile, B16 H13.5 L1498	Polished aluminium	1 Pc	32,94	
PBD3184.150/97		Rounded upper profile, B16 H13.5 L1498	Matt aluminium	1 Pc	26,60	
PBD3184/6		Rounded upper profile, B16 H13.5 L3000	Matt black	1 Pc	128,18	
PBD3184/88		Rounded upper profile, B16 H13.5 L3000	Brushed steel effect alu.	1 Pc	30,40	
PBD3184/91		Rounded upper profile, B16 H13.5 L3000	Polished aluminium	1 Pc	42,60	
PBD3184/97		Rounded upper profile, B16 H13.5 L3000	Matt aluminium	1 Pc	28,22	
		PBDTP/6	Rounded cap PBD, B16 H17	Matt black	1 Pc	14,20
		PBDTP/88	Rounded cap PBD, B16 H17	Brushed steel effect alu.	1 Pc	18,00
		PBDTP/91	Rounded cap PBD, B16 H17	Polished aluminium	1 Pc	18,00
	PBDTP/97	Rounded cap PBD, B16 H17	Matt aluminium	1 Pc	10,34	

	Art.	Description	Finish	Qty	EURO
	PBD3186.100/6	Flat upper profile, B16 H13.5 L992	Matt black	1 Pc	55,12
	PBD3186.100/88	Flat upper profile, B16 H13.5 L992	Brushed steel effect alu.	1 Pc	22,48
	PBD3186.100/91	Flat upper profile, B16 H13.5 L992	Polished aluminium	1 Pc	25,82
	PBD3186.100/97	Flat upper profile, B16 H13.5 L992	Matt aluminium	1 Pc	21,74
	PBD3186.150/6	Flat upper profile, B16 H13.5 L1498	Matt black	1 Pc	76,16
	PBD3186.150/88	Flat upper profile, B16 H13.5 L1498	Brushed steel effect alu.	1 Pc	26,82
	PBD3186.150/91	Flat upper profile, B16 H13.5 L1498	Polished aluminium	1 Pc	32,94
	PBD3186.150/97	Flat upper profile, B16 H13.5 L1498	Matt aluminium	1 Pc	26,60
	PBD3186/6	Flat upper profile, B16 H13.5 L3000	Matt black	1 Pc	128,18
	PBD3186/88	Flat upper profile, B16 H13.5 L3000	Brushed steel effect alu.	1 Pc	30,40
PBD3186/91	Flat upper profile, B16 H13.5 L3000	Polished aluminium	1 Pc	42,60	
PBD3186/97	Flat upper profile, B16 H13.5 L3000	Matt aluminium	1 Pc	28,22	
	PBD86TP/6	Flat cap PBD, B16 H17	Matt black	1 Pc	14,20
	PBD86TP/88	Flat cap PBD, B16 H17	Brushed steel effect alu.	1 Pc	18,00
	PBD86TP/91	Flat cap PBD, B16 H17	Polished aluminium	1 Pc	18,00
	PBD86TP/97	Flat cap PBD, B16 H17	Matt aluminium	1 Pc	10,34
	GM06	Balloon seal, for 8/10 mm glass, L2000	Transparent	1 Pc	20,52
	GM0622	Balloon seal, for 8/10 mm glass, L2200	Transparent	1 Pc	22,56
	GM0622NR	Balloon seal, for 8/10 mm glass, L2200	Matt black	1 Pc	27,06
	GM0625	Balloon seal, for 8/10 mm glass, L2500	Transparent	1 Pc	25,66
	GM0625NR	Balloon seal, for 8/10 mm glass, L2500	Matt black	1 Pc	30,82
	GM063000	Balloon seal, for 8/10 mm glass, L3000	Transparent	1 Pc	29,72
	GM063000NR	Balloon seal, for 8/10 mm glass, L3000	Matt black	1 Pc	35,66
		GM1520SX	Left magnetic 45° seal, for 8/10 mm glass, L2200	Transparent	1 Pc
GM1520SXNR		Left magnetic 45° seal, for 8/10 mm glass, L2200	Matt black	1 Pc	49,04
GM1520DX		Right magnetic 45° seal, for 8/10 mm glass, L2200	Transparent	1 Pc	40,88
GM1520DXNR		Right magnetic 45° seal, for 8/10 mm glass, L2200	Matt black	1 Pc	49,04
GM15SX		Left magnetic 45° seal, for 8/10 mm glass, L2500	Transparent	1 Pc	46,44
GM15DX		Right magnetic 45° seal, for 8/10 mm glass, L2500	Transparent	1 Pc	46,44
GM1530SX		Left magnetic 45° seal, for 8/10 mm glass, L3000	Transparent	1 Pc	55,58
GM1530DX		Right magnetic 45° seal, for 8/10 mm glass, L3000	Transparent	1 Pc	55,58
	GM5422	90° strike jamb seal, for 8/10 mm glass, L2200	Transparent	1 Pc	22,56
	GM5430	90° strike jamb seal, for 8/10 mm glass, L3000	Transparent	1 Pc	30,84
	GM0210	Water barrier lip seal with drip flap, for 8/10 mm glass, L1000	Transparent	1 Pc	12,06
	GM02	Water barrier lip seal with drip flap, for 8/10 mm glass, L2000	Transparent	1 Pc	22,44
	GM02NR	Water barrier lip seal with drip flap, for 8/10 mm glass, L2000	Matt black	1 Pc	26,92
	GM022500	Water barrier lip seal with drip flap, for 8/10 mm glass, L2500	Transparent	1 Pc	27,10
	GM022500NR	Water barrier lip seal with drip flap, for 8/10 mm glass, L2500	Matt black	1 Pc	32,56
	GM04	Seal with straight lip, for 8/10 mm glass, L2000	Transparent	1 Pc	20,28
	GM0422	Seal with straight lip, for 8/10 mm glass, L2200	Transparent	1 Pc	22,34
	GM0425	Seal with straight lip, for 8/10 mm glass, L2500	Transparent	1 Pc	25,36
	GM0430	Seal with straight lip, for 8/10 mm glass, L3000	Transparent	1 Pc	29,48

SHOWERS







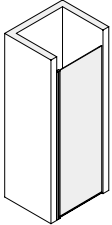
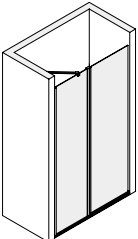
BALUSTRADES

OUTDOORS

INDOORS

SHOWERS

	Art.	Description	Finish	Qty	EURO
	GTUP2	Glass holder seal, H2	Transparent	1 m	1,38
	GTUP3	Glass holder seal, H3	Transparent	1 m	1,56
	GTUP4	Glass holder seal, H4	Transparent	1 m	1,92
	GTUP5	Glass holder seal, H5	Transparent	1 m	2,66
	GTUP6	Glass holder seal, H6	Transparent	1 m	3,76
	GTUP2G	Glass holder seal, H2	Embossed	1 m	2,04
	GTUP3G	Glass holder seal, H3	Embossed	1 m	2,32
	GTUP4G	Glass holder seal, H4	Embossed	1 m	2,60
	GTUP5G	Glass holder seal, H5	Embossed	1 m	2,94
	GTUP6G	Glass holder seal, H6	Embossed	1 m	4,34
	GTUP2N	Glass holder seal, H2	Matt black	1 m	1,38
	GTUP3N	Glass holder seal, H3	Matt black	1 m	1,56
	GTUP4N	Glass holder seal, H4	Matt black	1 m	1,92
	GTUP5N	Glass holder seal, H5	Matt black	1 m	2,66
	GTUP6N	Glass holder seal, H6	Matt black	1 m	3,76
		BDBIL81001/1	Wall-to-wall pivot shower kit	Chrome	1 Pc
BDBIL81001/R2		Wall-to-wall pivot shower kit	RAL9005 matt black	1 Pc	586,88
	BDBIL81003/1	Wall-to-wall pivot shower kit without drilling on shower tray	Chrome	1 Pc	776,96
	BDBIL81003/R2	Wall-to-wall pivot shower kit without drilling on shower tray	RAL9005 matt black	1 Pc	793,58
	DQPD.100-DX/1	Solid water barrier profile/ fixing bar for CERPT80 right, L1000	Chrome	1 Pc	149,68
	DQPD.100-DX/R2	Solid water barrier profile/ fixing bar for CERPT80 right, L1000	RAL9005 matt black	1 Pc	156,82
	DQPD.100-SX/1	Solid water barrier profile/ fixing bar for CERPT80 left, L1000	Chrome	1 Pc	149,68
	DQPD.100-SX/R2	Solid water barrier profile/ fixing bar for CERPT80 left, L1000	RAL9005 matt black	1 Pc	156,82
	DQAP.100/1	Solid fixing bar for CERPT80, L1000	Chrome	1 Pc	133,06
	DQAP.100/R2	Solid fixing bar for CERPT80, L1000	RAL9005 matt black	1 Pc	140,18

	Art.	Description	Finish	Qty	EURO
	DQA93/1	Wall fixing, B25 H18	Chrome	1 Pc	49,58
	DQA93/2	Wall fixing, B25 H18	Gold	1 Pc	64,38
	DQA93/4	Wall fixing, B25 H18	Bronze	1 Pc	64,38
	DQA93/24	Wall fixing, B25 H18	Brushed steel effect	1 Pc	49,58
	DQA93/73	Wall fixing, B25 H18	Polished black nickel	1 Pc	70,80
	DQA93/R2	Wall fixing, B25 H18	RAL9005 matt black	1 Pc	64,38
	CERPT80SQ/1	Pivot hinge with rest point, no visible screws, for 8/12 mm glass	Chrome	1 Pc	208,98
	CERPT80SQ/2	Pivot hinge with rest point, no visible screws, for 8/12 mm glass	Gold	1 Pc	271,26
	CERPT80SQ/3	Pivot hinge with rest point, no visible screws, for 8/12 mm glass	Brushed nickel	1 Pc	220,18
	CERPT80SQ/R2	Pivot hinge with rest point, no visible screws, for 8/12 mm glass	RAL9005 matt black	1 Pc	282,10
	GM0210	Water barrier lip seal with drip flap, for 8/10 mm glass, L1000	Transparent	1 Pc	12,06
	GM02	Water barrier lip seal with drip flap, for 8/10 mm glass, L2000	Transparent	1 Pc	22,44
	GM02NR	Water barrier lip seal with drip flap, for 8/10 mm glass, L2000	Matt black	1 Pc	26,92
	GM022500	Water barrier lip seal with drip flap, for 8/10 mm glass, L2500	Transparent	1 Pc	27,10
	GM022500NR	Water barrier lip seal with drip flap, for 8/10 mm glass, L2500	Matt black	1 Pc	32,56
	GM06	Balloon seal, for 8/10 mm glass, L2000	Transparent	1 Pc	20,52
	GM0622	Balloon seal, for 8/10 mm glass, L2200	Transparent	1 Pc	22,56
	GM0622NR	Balloon seal, for 8/10 mm glass, L2200	Matt black	1 Pc	27,06
	GM0625	Balloon seal, for 8/10 mm glass, L2500	Transparent	1 Pc	25,66
	GM0625NR	Balloon seal, for 8/10 mm glass, L2500	Matt black	1 Pc	30,82
	GM063000	Balloon seal, for 8/10 mm glass, L3000	Transparent	1 Pc	29,72
	GM063000NR	Balloon seal, for 8/10 mm glass, L3000	Matt black	1 Pc	35,66
	GSL3000	Adhesive GLASS LIP gasket, for 8/13.5 mm glass, B8 L3000	Transparent	1 Pc	63,82
	GSL812	Mounting jig GSL3000	Orange	1 Pc	15,42
	GSLSVL	Degreasing wipe		1 Pc	3,52
	PMAN1332/1	Par of flat "C-shaped" pull handles, for 6/10 mm glass, B20 H10 L300	Chrome	1 Pc	120,20
	PMAN1332/2	Par of flat "C-shaped" pull handles, for 6/10 mm glass, B20 H10 L300	Gold	1 Pc	155,72
	PMAN1332/4	Par of flat "C-shaped" pull handles, for 6/10 mm glass, B20 H10 L300	Bronze	1 Pc	155,72
	PMAN1332/24	Par of flat "C-shaped" pull handles, for 6/10 mm glass, B20 H10 L300	Brushed steel effect	1 Pc	133,34
	PMAN1332/R2	Par of flat "C-shaped" pull handles, for 6/10 mm glass, B20 H10 L300	RAL9005 matt black	1 Pc	155,72
	PTUPSQ2016/6	Wall/wall shower kit Pivot-Up Square, for 6 mm glass, L2200	Matt black	1 Pc	561,34
	PTUPSQ2016/91	Wall/wall shower kit Pivot-Up Square, for 6 mm glass, L2200	Polished aluminium	1 Pc	466,54
	PTUPSQ2018/6	Wall/wall shower kit Pivot-Up Square, for 8 mm glass, L2200	Matt black	1 Pc	561,34
	PTUPSQ2018/91	Wall/wall shower kit Pivot-Up Square, for 8 mm glass, L2200	Polished aluminium	1 Pc	466,54
	PTUPSQ2036/6	Wall/glass shower kit Pivot-Up Square, for 6 mm glass, L2200	Matt black	1 Pc	800,82
	PTUPSQ2036/91	Wall/glass shower kit Pivot-Up Square, for 6 mm glass, L2200	Polished aluminium	1 Pc	667,38
	PTUPSQ2038/6	Wall/glass shower kit Pivot-Up Square, for 8 mm glass, L2200	Matt black	1 Pc	800,82
	PTUPSQ2038/91	Wall/glass shower kit Pivot-Up Square, for 8 mm glass, L2200	Polished aluminium	1 Pc	667,38








SHOWERS









BALUSTRADES

OUTDOORS

INDOORS

SHOWERS

	Art.	Description	Finish	Qty	EURO
	PTUPSQ-11/6	Extension profile, L2200	Matt black	1 Pc	143,12
	PTUPSQ-11/91	Extension profile, L2200	Polished aluminium	1 Pc	119,26
	PTUPSQ-1130/6	Extension profile, L3000	Matt black	1 Pc	180,98
	PTUPSQ-1130/91	Extension profile, L3000	Polished aluminium	1 Pc	150,82
	PTUPSQ-61C/6	Hinge anchor profile, for 6 mm glass, L2178	Matt black	1 Pc	171,32
	PTUPSQ-61C/91	Hinge anchor profile, for 6 mm glass, L2178	Polished aluminium	1 Pc	142,78
	PTUPSQ-61L/6	Hinge anchor profile, for 6 mm glass, L2198	Matt black	1 Pc	171,50
	PTUPSQ-61L/91	Hinge anchor profile, for 6 mm glass, L2198	Polished aluminium	1 Pc	142,92
	PTUPSQ-81C/6	Hinge anchor profile, for 8 mm glass, L2178	Matt black	1 Pc	172,06
	PTUPSQ-81C/91	Hinge anchor profile, for 8 mm glass, L2178	Polished aluminium	1 Pc	143,40
	PTUPSQ-81L/6	Hinge anchor profile, for 8 mm glass, L2198	Matt black	1 Pc	172,22
	PTUPSQ-81L/91	Hinge anchor profile, for 8 mm glass, L2198	Polished aluminium	1 Pc	143,50
	PTUPSQ-6130/6	Hinge anchor profile, for 6 mm glass, L3000	Matt black	1 Pc	217,64
	PTUPSQ-6130/91	Hinge anchor profile, for 6 mm glass, L3000	Polished aluminium	1 Pc	181,40
	PTUPSQ-8130/6	Hinge anchor profile, for 8 mm glass, L3000	Matt black	1 Pc	218,68
	PTUPSQ-8130/91	Hinge anchor profile, for 8 mm glass, L3000	Polished aluminium	1 Pc	182,24
	PTUPSQ-66/6	Glass holder profile, for 6 mm glass, L2168	Matt black	1 Pc	172,90
	PTUPSQ-66/91	Glass holder profile, for 6 mm glass, L2168	Polished aluminium	1 Pc	144,08
	PTUPSQ-6630/6	Glass holder profile, for 6 mm glass, L3000	Matt black	1 Pc	217,96
	PTUPSQ-6630/91	Glass holder profile, for 6 mm glass, L3000	Polished aluminium	1 Pc	181,64
	PTUPSQ-88/6	Glass holder profile, for 8 mm glass, L2168	Matt black	1 Pc	175,14
	PTUPSQ-88/91	Glass holder profile, for 8 mm glass, L2168	Polished aluminium	1 Pc	145,94
	PTUPSQ-8830/6	Glass holder profile, for 8 mm glass, L3000	Matt black	1 Pc	221,16
PTUPSQ-8830/91	Glass holder profile, for 8 mm glass, L3000	Polished aluminium	1 Pc	184,32	
	PTUPSQGUAV	V gasket, L2178		1 Pc	6,40
	PTUPSQACCM/15	Wall/glass mounting accessories kit	Polished steel	1 Pc	54,90
	PTUPSQACCM/R2	Wall/glass mounting accessories kit	RAL9005 Matt black	1 Pc	76,10
	PTUPSQACCV/15	Glass/glass mounting accessories kit	Polished steel	1 Pc	72,36
	PTUPSQACCV/R2	Glass/glass mounting accessories kit	RAL9005 Matt black	1 Pc	88,58
	MF350/1	Wall/glass stabilizer bar with double joint, for 6/8 mm glass	Chrome	1 Pc	63,34

	Art.	Description	Finish	Qty	EURO
	PBD3183.150/6	U profile, B16 H15 L1498	Matt black	1 Pc	93,40
	PBD3183.150/88	U profile, B16 H15 L1498	Brushed steel effect alu.	1 Pc	50,02
	PBD3183.150/91	U profile, B16 H15 L1498	Polished aluminium	1 Pc	52,88
	PBD3183.150/97	U profile, B16 H15 L1498	Matt aluminium	1 Pc	47,94
	PBD3183.220/6	U profile, B16 H15 L2200	Matt black	1 Pc	116,80
	PBD3183.220/88	U profile, B16 H15 L2200	Brushed steel effect alu.	1 Pc	51,78
	PBD3183.220/91	U profile, B16 H15 L2200	Polished aluminium	1 Pc	56,04
	PBD3183.220/97	U profile, B16 H15 L2200	Matt aluminium	1 Pc	48,70
	PBD3183/6	U profile, B16 H15 L3000	Matt black	1 Pc	140,18
	PBD3183/88	U profile, B16 H15 L3000	Brushed steel effect alu.	1 Pc	53,54
	PBD3183/91	U profile, B16 H15 L3000	Polished aluminium	1 Pc	59,18
PBD3183/97	U profile, B16 H15 L3000	Matt aluminium	1 Pc	49,44	
	PTUPSQD/6	SQ water barrier profile, L1000	Matt black	1 Pc	57,80
	PTUPSQD/91	SQ water barrier profile, L1000	Polished aluminium	1 Pc	48,16
	PTUP26/91	UP water barrier profile, L2000	Polished aluminium	1 Pc	43,82
	PTUPSQANG/91	Corner profile for SQ water barrier	Polished aluminium	1 Pc	13,62
	PTUPSQANG/R2	Corner profile for SQ water barrier	RAL9005 Matt black	1 Pc	16,34
	PTUP30/1	Corner profile for UP water barrier	Chrome	1 Pc	10,74
	BT3322/6	Magnetic 45° door striker profile with cover, L2200	Matt black	1 Pc	174,64
	BT3322/88	Magnetic 45° door striker profile with cover, L2200	Brushed steel effect alu.	1 Pc	104,78
	BT3322/91	Magnetic 45° door striker profile with cover, L2200	Polished aluminium	1 Pc	147,20
	BT3322/97	Magnetic 45° door striker profile with cover, L2200	Matt aluminium	1 Pc	97,30
	BT3325/6	Magnetic 45° door striker profile with cover, L2500	Matt black	1 Pc	209,58
	BT3325/88	Magnetic 45° door striker profile with cover, L2500	Brushed steel effect alu.	1 Pc	125,62
	BT3325/91	Magnetic 45° door striker profile with cover, L2500	Polished aluminium	1 Pc	174,32
	BT3325/97	Magnetic 45° door striker profile with cover, L2500	Matt aluminium	1 Pc	114,76
	GM6010	Water barrier and drip flap balloon gasket, 6/8 mm glass, L1000	Transparent	1 Pc	9,00
	GM6020	Water barrier and drip flap balloon gasket, 6/8 mm glass, L2000	Transparent	1 Pc	16,74
	GM6025	Water barrier and drip flap balloon gasket, 6/8 mm glass, L2500	Transparent	1 Pc	20,92
	GM6030	Water barrier and drip flap balloon gasket, 6/8 mm glass, L3000	Transparent	1 Pc	25,12
	GTUP2	Glass holder seal, H2	Transparent	1 m	1,38
	GTUP3	Glass holder seal, H3	Transparent	1 m	1,56
	GTUP4	Glass holder seal, H4	Transparent	1 m	1,92
	GTUP5	Glass holder seal, H5	Transparent	1 m	2,66
	GTUP6	Glass holder seal, H6	Transparent	1 m	3,76
	GTUP2G	Glass holder seal, H2	Embossed	1 m	2,04
	GTUP3G	Glass holder seal, H3	Embossed	1 m	2,32
	GTUP4G	Glass holder seal, H4	Embossed	1 m	2,60
	GTUP5G	Glass holder seal, H5	Embossed	1 m	2,94
	GTUP6G	Glass holder seal, H6	Embossed	1 m	4,34

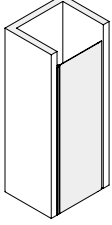
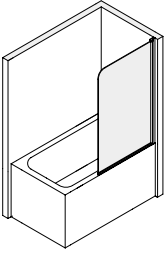






SHOWERS

BALUSTRADES

OUTDOORS

INDOORS

SHOWERS

	Art.	Description	Finish	Qty	EURO
	GTUP2N	Glass holder seal, H2	Matt black	1 m	1,38
	GTUP3N	Glass holder seal, H3	Matt black	1 m	1,56
	GTUP4N	Glass holder seal, H4	Matt black	1 m	1,92
	GTUP5N	Glass holder seal, H5	Matt black	1 m	2,66
	GTUP6N	Glass holder seal, H6	Matt black	1 m	3,76
	PTUP2261-SX/91	Wall/wall shower kit Pivot-Up 2261 left, L2300	Polished aluminium	1 Pc	329,50
	PTUP2261-DX/91	Wall/wall shower kit Pivot-Up 2261 right, L2300	Polished aluminium	1 Pc	329,50
	PTBH1964/91	Full-height hinge for bathtub edge, for 6 mm glass, L1500	Polished aluminium	1 Pc	216,62
	CER700UV/8	Wall/glass adjustable side hinge, UV bonding	Brushed steel	1 Pc	168,76
	CER700UV/15	Wall/glass adjustable side hinge, UV bonding	Polished steel	1 Pc	168,76
	CER720UV/8	Glass/glass adjustable in-line hinge, UV bonding	Brushed steel	1 Pc	213,92
	CER720UV/15	Glass/glass adjustable in-line hinge, UV bonding	Polished steel	1 Pc	213,92
	CER700/1	Wall/glass adjustable side hinge with pull opening, for 8/10 mm glass, B58 H80	Chrome	1 Pc	118,98
	CER700/3	Wall/glass adjustable side hinge with pull opening, for 8/10 mm glass, B58 H80	Brushed nickel	1 Pc	129,42
	CER720/1	Glass/glass adjustable in-line hinge with pull opening, 8/10 mm glass, B108.5 H80	Chrome	1 Pc	196,88
	CER720/3	Glass/glass adjustable in-line hinge with pull opening, 8/10 mm glass, B108.5 H80	Brushed nickel	1 Pc	198,74
	S150/1	Wall/glass adjustable side hinge, for 6/8 mm glass, B49 H72	Chrome	1 Pc	89,68
	S150/24	Wall/glass adjustable side hinge, for 6/8 mm glass, B49 H72	Brushed steel effect	1 Pc	91,82
	S153/1	Wall/glass adjustable central hinge, for 6/8 mm glass, B49 H72	Chrome	1 Pc	88,78
	S153/24	Wall/glass adjustable central hinge, for 6/8 mm glass, B49 H72	Brushed steel effect	1 Pc	92,38

	Art.	Description	Finish	Qty	EURO
	S1180/1	Glass/glass adjustable in-line hinge, for 6/8 mm glass, B49 H72	Chrome	1 Pc	126,46
	S1180/24	Glass/glass adjustable in-line hinge, for 6/8 mm glass, B49 H72	Brushed steel effect	1 Pc	126,84
	S190/1	Glass/glass 90° adjustable hinge, 6/8 mm glass, B49 H72	Chrome	1 Pc	152,58
	S190/24	Glass/glass 90° adjustable hinge, 6/8 mm glass, B49 H72	Brushed steel effect	1 Pc	154,38
	S600/1	Wall/glass adjustable side hinge, for 8/12 mm glass, B110 H60	Chrome	1 Pc	133,98
	S600/24	Wall/glass adjustable side hinge, for 8/12 mm glass, B110 H60	Brushed steel effect	1 Pc	139,50
	S603/1	Wall/glass adjustable central hinge, for 8/12 mm glass, B110 H60	Chrome	1 Pc	131,82
	S603/24	Wall/glass adjustable central hinge, for 8/12 mm glass, B110 H60	Brushed steel effect	1 Pc	139,50
	CER800/1	Wall/glass adjustable side hinge, for 8/10 mm glass, B73.5 H66	Chrome	1 Pc	122,26
	CER800/24	Wall/glass adjustable side hinge, for 8/10 mm glass, B73.5 H66	Brushed steel effect	1 Pc	122,26
	CER800/R2	Wall/glass adjustable side hinge, for 8/10 mm glass, B73.5 H66	RAL9005 Matt black	1 Pc	133,48
	CER880/1	Glass/glass adjustable in-line hinge, for 8/12 mm glass, B76 H66	Chrome	1 Pc	192,10
	CER880/24	Glass/glass adjustable in-line hinge, for 8/12 mm glass, B76 H66	Brushed steel effect	1 Pc	192,10
	CER880/R2	Glass/glass adjustable in-line hinge, for 8/12 mm glass, B76 H66	RAL9005 Matt black	1 Pc	207,06
	CERZ31/1	Wall/glass side hinge, for 6/10 mm glass	Chrome	1 Pc	72,36
	CERZ31/24	Wall/glass side hinge, for 6/10 mm glass	Brushed steel effect	1 Pc	72,36
	CERZ31/R2	Wall/glass side hinge, for 6/10 mm glass	RAL9005 Matt black	1 Pc	104,78
	CERZ33/1	Wall/glass central hinge, for 6/10 mm glass	Chrome	1 Pc	72,36
	CERZ33/24	Wall/glass central hinge, for 6/10 mm glass	Brushed steel effect	1 Pc	72,36
	CERZ33/R2	Wall/glass central hinge, for 6/10 mm glass	RAL9005 Matt black	1 Pc	104,78
	CERZ3180/1	Glass/glass in-line hinge, for 6/10 mm glass	Chrome	1 Pc	97,30
	CERZ3180/24	Glass/glass in-line hinge, for 6/10 mm glass	Brushed steel effect	1 Pc	97,30
	CERZ3180/R2	Glass/glass in-line hinge, for 6/10 mm glass	RAL9005 Matt black	1 Pc	139,70
	CBD500/8	Wall/glass side hinge, for 8/10 mm glass, B61 H70	Brushed steel	1 Pc	129,42
	CBD500/15	Wall/glass side hinge, for 8/10 mm glass, B61 H70	Polished steel	1 Pc	118,98
	CBD580/8	Glass/glass in-line hinge, for 8/10 mm glass, B108 H70	Brushed steel	1 Pc	198,74
	CBD580/15	Glass/glass in-line hinge, for 8/10 mm glass, B108 H70	Polished steel	1 Pc	196,88












SHOWERS



























BALUSTRADES

OUTDOORS

INDOORS


SHOWERS

	Art.	Description	Finish	Qty	EURO
	S4500/1	Adjustable pivot hinge, for 8/10 mm glass, B90 H66	Chrome	1 Pc	122,56
	S4500/3	Adjustable pivot hinge, for 8/10 mm glass, B90 H66	Brushed nickel	1 Pc	127,60
	SFH100/1	Wall/glass hinge with neck outward opening, for 8/10 mm glass, B88.5 H45	Chrome	1 Pc	89,52
	SFH101/1	Wall/glass hinge outward opening, for 8/10 mm glass, B100 H45	Chrome	1 Pc	82,24
	SFH101/24	Wall/glass hinge outward opening, for 8/10 mm glass, B100 H45	Brushed steel effect	1 Pc	85,44
	SFH102/1	Wall/glass hinge inward opening, for 8/10 mm glass, B100 H45	Chrome	1 Pc	83,68
	SFH102/24	Wall/glass hinge inward opening, for 8/10 mm glass, B100 H45	Brushed steel effect	1 Pc	86,96
	SFH103/1	Glass/glass in-line hinge outward opening, 8/10 mm glass, B170 H45	Chrome	1 Pc	123,20
	SFH103/24	Glass/glass in-line hinge outward opening, 8/10 mm glass, B170 H45	Brushed steel effect	1 Pc	128,06
	SFH801/1	Wall/glass hinge outward opening, for 6/8 mm glass, B70 H50	Chrome	1 Pc	62,48
	SFH801/24	Wall/glass hinge outward opening, for 6/8 mm glass, B70 H50	Brushed steel effect	1 Pc	62,86
	SFH802/1	Wall/glass hinge inward opening, for 6/8 mm glass, B70 H50	Chrome	1 Pc	62,48
	SFH802/2	Wall/glass hinge inward opening, for 6/8 mm glass, B70 H50	Polished gold	1 Pc	100,76
	SFH802/24	Wall/glass hinge inward opening, for 6/8 mm glass, B70 H50	Brushed steel effect	1 Pc	62,48
	SFH803/1	Glass/glass in-line hinge outward opening, for 6/8 mm glass, H50	Chrome	1 Pc	84,38
	SFH803/2	Glass/glass in-line hinge outward opening, for 6/8 mm glass, H50	Polished gold	1 Pc	135,16
	SFH803/24	Glass/glass in-line hinge outward opening, for 6/8 mm glass, H50	Brushed steel effect	1 Pc	87,96
	CLK20/1	Lock with key without holes, for 8/10 mm glass, B68 H50	Chrome	1 Pc	93,24
	CLK20/24	Lock with key without holes, for 8/10 mm glass, B68 H50	Brushed steel effect	1 Pc	97,06
	CLKM27/1	Lock without holes with key and handles, for 8/10 mm glass, B92 H50	Chrome	1 Pc	118,32
	CLKM27/24	Lock without holes with key and handles, for 8/10 mm glass, B92 H50	Brushed steel effect	1 Pc	123,20
	CLS245/1	Lock with without holes double door knob, for 8/10 mm glass, B68 H50	Chrome	1 Pc	88,16
	CLS245/24	Lock with without holes double door knob, for 8/10 mm glass, B68 H50	Brushed steel effect	1 Pc	91,74



Art.	Description	Finish	Qty	EURO
 CPM247/24	Lock without holes with door knob and handles, for 8/10 mm glass, B92 H50	Brushed steel effect	1 Pc	119,52
 CLS24/24	Free/occupied lock without holes with door knob, for 8/10 mm glass, B68 H50	Brushed steel effect	1 Pc	161,94
 CLM25/1	Free/occupied lock with door without holes knob and handles, 8/10 mm glass, B92 H50	Chrome	1 Pc	182,96
 CLM25/24	Free/occupied lock with door without holes knob and handles, 8/10 mm glass, B92 H50	Brushed steel effect	1 Pc	190,20
 CLS70/1	Small glass counterlock, for 8/10 mm glass, B30 H50	Chrome	1 Pc	45,84
 CLS70/24	Small glass counterlock, for 8/10 mm glass, B30 H50	Brushed steel effect	1 Pc	47,78
 CLS68/1	Glass counterlock, for 8/10 mm glass, B68 H50	Chrome	1 Pc	64,54
 CLS68/24	Glass counterlock, for 8/10 mm glass, B68 H50	Brushed steel effect	1 Pc	67,08
 SCR001/1	Latch for saunas, B22 H60	Chrome	1 Pc	12,94
 SCR001/97	Latch for saunas, B22 H60	Matt aluminium	1 Pc	22,46
 MFAC1000/8	Wall/glass fixed stabilizer bar, for 8/10 mm glass, L1040	Brushed steel	1 Pc	178,02
 MFCC20/8	Bar, B20 L1000	Brushed steel	1 Pc	38,84
 MFCC28/8	Bar, B20 L2000	Brushed steel	1 Pc	60,72
 MFCC13/8	Glass fixing, for 8/10 mm glass, B30 H58	Brushed steel	1 Pc	47,72
 MFCC17/8	Adjustable glass fixing, for 8/10 mm glass, B55 H61	Brushed steel	1 Pc	109,12
 MFCC11/8	Wall fixing, B30 H25	Brushed steel	1 Pc	32,50
 MFCC15/8	Articulated junction, B30 H80	Brushed steel	1 Pc	112,32
 MF350/1	Wall/glass stabilizer bar with double joint, for 6/8 mm glass	Chrome	1 Pc	63,34
 MF06100/1	Wall/glass fixed stabilizer bar, for 6/10 mm glass, L1020	Chrome	1 Pc	118,10
 MF06100/2	Wall/glass fixed stabilizer bar, for 6/10 mm glass, L1020	Gold	1 Pc	180,60
 MF06100/3	Wall/glass fixed stabilizer bar, for 6/10 mm glass, L1020	Brushed nickel	1 Pc	180,60
 MF06100/R2	Wall/glass fixed stabilizer bar, for 6/10 mm glass, L1020	RAL9005 matt black	1 Pc	180,60
 MF06130/1	Wall/glass fixed stabilizer bar, for 6/10 mm glass, L1320	Chrome	1 Pc	141,16
 MF06130/2	Wall/glass fixed stabilizer bar, for 6/10 mm glass, L1320	Gold	1 Pc	199,26
 MF06130/3	Wall/glass fixed stabilizer bar, for 6/10 mm glass, L1320	Brushed nickel	1 Pc	199,26
 MF06130/R2	Wall/glass fixed stabilizer bar, for 6/10 mm glass, L1320	RAL9005 matt black	1 Pc	199,26

SHOWERS



BALUSTRADES


	Art.	Description	Finish	Qty	EURO
	MF06160/1	Wall/glass fixed stabilizer bar, for 6/10 mm glass, L1620	Chrome	1 Pc	173,20
	MF06160/3	Wall/glass fixed stabilizer bar, for 6/10 mm glass, L1620	Brushed nickel	1 Pc	229,28
	MF06160/R2	Wall/glass fixed stabilizer bar, for 6/10 mm glass, L1620	RAL9005 matt black	1 Pc	229,28
	MF008670/1	Wall/glass stabilizer bar with wall joint, for 6/10 mm glass, L670	Chrome	1 Pc	179,76
	MF008670/3	Wall/glass stabilizer bar with wall joint, for 6/10 mm glass, L670	Brushed nickel	1 Pc	202,22

OUTDOORS

	MF007100/1	Fixed glass/glass stabilizer bar, for 6/10 mm glass, L1050	Chrome	1 Pc	138,90
	MF007100/2	Fixed glass/glass stabilizer bar, for 6/10 mm glass, L1050	Gold	1 Pc	211,34
	MF007100/3	Fixed glass/glass stabilizer bar, for 6/10 mm glass, L1050	Brushed nickel	1 Pc	211,34
	MF007100/R2	Fixed glass/glass stabilizer bar, for 6/10 mm glass, L1050	RAL9005 matt black	1 Pc	211,34
	MF9812/1	Wall/glass stabilizer bar with wall joint, for 6/10 mm glass, L1030	Chrome	1 Pc	164,24
	MF9812/3	Wall/glass stabilizer bar with wall joint, for 6/10 mm glass, L1030	Brushed nickel	1 Pc	223,54


INDOORS


	MF09430/1	Ceiling/glass telescopic stabilizer bar, for 6/10 mm glass, L217/402	Chrome	1 Pc	167,16
	MF09430/3	Ceiling/glass telescopic stabilizer bar, for 6/10 mm glass, L217/402	Brushed nickel	1 Pc	179,70
	MF09410/1	Glass/glass fixed stabilizer bar with flat head screw, for 6/12 mm glass, L1020	Chrome	1 Pc	116,16
	MF09410/3	Glass/glass fixed stabilizer bar with flat head screw, for 6/12 mm glass, L1020	Brushed nickel	1 Pc	174,60
	MF09413/1	Glass/glass fixed stabilizer bar with flat head screw, for 6/12 mm glass, L1320	Chrome	1 Pc	139,24
	MF09413/3	Glass/glass fixed stabilizer bar with flat head screw, for 6/12 mm glass, L1320	Brushed nickel	1 Pc	193,24


	MF09410C20/1	Glass/glass fixed stabilizer bar with COFIS20, for 8/12 mm glass, L1020	Chrome	1 Pc	120,96
	MF09410C20/3	Glass/glass fixed stabilizer bar with COFIS20, for 8/12 mm glass, L1020	Brushed nickel	1 Pc	172,26

SHOWERS

	MF1000/1	Bar, B20 L1000	Chrome	1 Pc	64,54
	MF1000/2	Bar, B20 L1000	Gold	1 Pc	124,74
	MF1000/3	Bar, B20 L1000	Brushed nickel	1 Pc	103,66
	MF1000/R2	Bar, B20 L1000	RAL9005 matt black	1 Pc	124,74
	MF1300/1	Bar, B20 L1300	Chrome	1 Pc	87,64
	MF1300/2	Bar, B20 L1300	Gold	1 Pc	162,16
	MF1300/3	Bar, B20 L1300	Brushed nickel	1 Pc	122,26
	MF1300/R2	Bar, B20 L1300	RAL9005 matt black	1 Pc	162,16
	MF1600/1	Bar, B20 L1600	Chrome	1 Pc	119,70
	MF1600/3	Bar, B20 L1600	Brushed nickel	1 Pc	152,38
	MF1600/R2	Bar, B20 L1600	RAL9005 matt black	1 Pc	199,58

	MF12/1	Glass fixing with flat head screw, for 6/12 mm glass	Chrome	1 Pc	36,48
	MF12/3	Glass fixing with flat head screw, for 6/12 mm glass	Brushed nickel	1 Pc	49,50



	MF10/1	Glass fixing with COFIS20, for 8/12 mm glass	Chrome	1 Pc	41,48
	MF10/3	Glass fixing with COFIS20, for 8/12 mm glass	Brushed nickel	1 Pc	47,10

	MF02/1	Wall fixing, B35 H20	Chrome	1 Pc	17,50
	MF02/2	Wall fixing, B35 H20	Gold	1 Pc	32,94
	MF02/3	Wall fixing, B35 H20	Brushed nickel	1 Pc	24,70
	MF02/R2	Wall fixing, B35 H20	RAL9005 matt black	1 Pc	32,94


	Art.	Description	Finish	Qty	EURO
	MF04/1	Adjustable glass fixing, B48 H60	Chrome	1 Pc	38,48
	MF04/2	Adjustable glass fixing, B48 H60	Gold	1 Pc	66,14
	MF04/3	Adjustable glass fixing, B48 H60	Brushed nickel	1 Pc	55,58
	MF04/R2	Adjustable glass fixing, B48 H60	RAL9005 matt black	1 Pc	66,14
	MF05/1	T-shaped connector, B48 H52	Chrome	1 Pc	47,10
	MF05/3	T-shaped connector, B48 H52	Brushed nickel	1 Pc	63,84
	MF06/1	Glass through-fixing, B48 H60	Chrome	1 Pc	65,84
	SAS020/1	Articulated junction, B28 L92	Chrome	1 Pc	64,24
	SAS020/3	Articulated junction, B28 L92	Brushed nickel	1 Pc	67,76
	MFBOC	Support for wall anchoring for SAS020, B19 L25		1 Pc	13,26
	MF600A/1	Wall/glass telescopic stabilizer bar, for 6/8 mm glass, L608/1108	Chrome	1 Pc	182,78
	MF600B/1	Wall/glass telescopic stabilizer bar, for 10/12 mm glass, L608/1108	Chrome	1 Pc	182,78
	MF300A/1	Ceiling/glass telescopic stabilizer bar, for 6/8 mm glass, L304/554	Chrome	1 Pc	132,36
	MF300B/1	Ceiling/glass telescopic stabilizer bar, for 10/12 mm glass, L304/554	Chrome	1 Pc	132,36
	MF300V/15	Telescopic bar, L300/550	Polished steel	1 Pc	79,34
	MF2890/1	Wall fixing, B28 H28 L40	Chrome	1 Pc	42,84
	MU30095N/1	U clamp with neck, for 6/8 mm glass, B17.5 H26 L30	Chrome	1 Pc	20,76
	MU30135N/1	U clamp with neck, for 10/12 mm glass, B21.5 H26 L30	Chrome	1 Pc	20,76
	MU30095/1	U clamp, for 6/8 mm glass, B17 H26 L30 P4	Chrome	1 Pc	13,38
	MU30135/1	U clamp, for 10/12 mm glass, B21 H26 L30 P4	Chrome	1 Pc	13,38
	SPD071000/6	Square bar, B25 H25 L1000	Matt black	1 Pc	62,38
	SPD071000/88	Square bar, B25 H25 L1000	Brushed steel effect alu.	1 Pc	62,38
	SPD071000/91	Square bar, B25 H25 L1000	Polished aluminium	1 Pc	48,18
	SPD072000/6	Square bar, B25 H25 L2000	Matt black	1 Pc	127,22
	SPD072000/88	Square bar, B25 H25 L2000	Brushed steel effect alu.	1 Pc	127,22
	SPD072000/91	Square bar, B25 H25 L2000	Polished aluminium	1 Pc	94,84
	SPD03/1	Articulated glass fixing, for 6/10 mm glass, B25 H25 L45	Chrome	1 Pc	46,26
	SPD03/24	Articulated glass fixing, for 6/10 mm glass, B25 H25 L45	Brushed steel effect	1 Pc	59,88
	SPD03/R2	Articulated glass fixing, for 6/10 mm glass, B25 H25 L45	RAL9005 matt black	1 Pc	59,88
	SPD05/1	Wall fixing, B25 H25 L45	Chrome	1 Pc	24,06
	SPD05/24	Wall fixing, B25 H25 L45	Brushed steel effect	1 Pc	32,42
	SPD05/R2	Wall fixing, B25 H25 L45	RAL9005 matt black	1 Pc	32,42

SHOWERS


BALUSTRADES

	Art.	Description	Finish	Qty	EURO
	SPD01/1	Articulated two-way glass fixing, for 6/10 mm glass, B25 H25 L45	Chrome	1 Pc	48,18
	SPD01/24	Articulated two-way glass fixing, for 6/10 mm glass, B25 H25 L45	Brushed steel effect	1 Pc	62,38
	SPD01/R2	Articulated two-way glass fixing, for 6/10 mm glass, B25 H25 L45	RAL9005 matt black	1 Pc	62,38
	SPD09/1	Articulated distanced glass fixing, for 6/10 mm glass, B25 H25 L76	Chrome	1 Pc	71,32
	SPD09/24	Articulated distanced glass fixing, for 6/10 mm glass, B25 H25 L76	Brushed steel effect	1 Pc	94,80
	SPD09/R2	Articulated distanced glass fixing, for 6/10 mm glass, B25 H25 L76	RAL9005 matt black	1 Pc	94,80

OUTDOORS






	PBD3183.150/6	U profile PBD3183, B16 H15 L1498	Matt black	1 Pc	93,40
	PBD3183.150/88	U profile PBD3183, B16 H15 L1498	Brushed steel effect alu.	1 Pc	50,02
	PBD3183.150/91	U profile PBD3183, B16 H15 L1498	Polished aluminium	1 Pc	52,88
	PBD3183.150/97	U profile PBD3183, B16 H15 L1498	Matt aluminium	1 Pc	47,94
	PBD3183.220/6	U profile PBD3183, B16 H15 L2200	Matt black	1 Pc	116,80
	PBD3183.220/88	U profile PBD3183, B16 H15 L2200	Brushed steel effect alu.	1 Pc	51,78
	PBD3183.220/91	U profile PBD3183, B16 H15 L2200	Polished aluminium	1 Pc	56,04
	PBD3183.220/97	U profile PBD3183, B16 H15 L2200	Matt aluminium	1 Pc	48,70
	PBD3183/6	U profile PBD3183, B16 H15 L3000	Matt black	1 Pc	140,18
	PBD3183/88	U profile PBD3183, B16 H15 L3000	Brushed steel effect alu.	1 Pc	53,54
	PBD3183/91	U profile PBD3183, B16 H15 L3000	Polished aluminium	1 Pc	59,18
	PBD3183/97	U profile PBD3183, B16 H15 L3000	Matt aluminium	1 Pc	49,44

INDOORS

	LMU20.150/6	U profile, B16 H20 L1498	Matt black	1 Pc	54,90
	LMU20.150/88	U profile, B16 H20 L1498	Brushed steel effect alu.	1 Pc	43,58
	LMU20.150/91	U profile, B16 H20 L1498	Polished aluminium	1 Pc	45,56
	LMU20.150/97	U profile, B16 H20 L1498	Matt aluminium	1 Pc	40,98
	LMU20.300/6	U profile, B16 H20 L3000	Matt black	1 Pc	80,82
	LMU20.300/88	U profile, B16 H20 L3000	Brushed steel effect alu.	1 Pc	63,56
	LMU20.300/91	U profile, B16 H20 L3000	Polished aluminium	1 Pc	67,36
	LMU20.300/97	U profile, B16 H20 L3000	Matt aluminium	1 Pc	58,50

SHOWERS

	PBD3184.100/6	Rounded upper profile, B16 H13.5 L992	Matt black	1 Pc	55,12
	PBD3184.100/88	Rounded upper profile, B16 H13.5 L992	Brushed steel effect alu.	1 Pc	22,48
	PBD3184.100/91	Rounded upper profile, B16 H13.5 L992	Polished aluminium	1 Pc	25,82
	PBD3184.100/97	Rounded upper profile, B16 H13.5 L992	Matt aluminium	1 Pc	21,74
	PBD3184.150/6	Rounded upper profile, B16 H13.5 L1498	Matt black	1 Pc	76,16
	PBD3184.150/88	Rounded upper profile, B16 H13.5 L1498	Brushed steel effect alu.	1 Pc	26,82
	PBD3184.150/91	Rounded upper profile, B16 H13.5 L1498	Polished aluminium	1 Pc	32,94
	PBD3184.150/97	Rounded upper profile, B16 H13.5 L1498	Matt aluminium	1 Pc	26,60
	PBD3184/6	Rounded upper profile, B16 H13.5 L3000	Matt black	1 Pc	128,18
	PBD3184/88	Rounded upper profile, B16 H13.5 L3000	Brushed steel effect alu.	1 Pc	30,40
	PBD3184/91	Rounded upper profile, B16 H13.5 L3000	Polished aluminium	1 Pc	42,60
	PBD3184/97	Rounded upper profile, B16 H13.5 L3000	Matt aluminium	1 Pc	28,22
	PBD3186.100/6	Flat upper profile, B16 H13.5 L992	Matt black	1 Pc	55,12
	PBD3186.100/88	Flat upper profile, B16 H13.5 L992	Brushed steel effect alu.	1 Pc	22,48
	PBD3186.100/91	Flat upper profile, B16 H13.5 L992	Polished aluminium	1 Pc	25,82
	PBD3186.100/97	Flat upper profile, B16 H13.5 L992	Matt aluminium	1 Pc	21,74
	PBD3186.150/6	Flat upper profile, B16 H13.5 L1498	Matt black	1 Pc	76,16
	PBD3186.150/88	Flat upper profile, B16 H13.5 L1498	Brushed steel effect alu.	1 Pc	26,82

Art.	Description	Finish	Qty	EURO		
PBD3186.150/91	Flat upper profile, B16 H13.5 L1498	Polished aluminium	1 Pc	32,94		
PBD3186.150/97	Flat upper profile, B16 H13.5 L1498	Matt aluminium	1 Pc	26,60		
PBD3186/6	Flat upper profile, B16 H13.5 L3000	Matt black	1 Pc	128,18		
PBD3186/88	Flat upper profile, B16 H13.5 L3000	Brushed steel effect alu.	1 Pc	30,40		
PBD3186/91	Flat upper profile, B16 H13.5 L3000	Polished aluminium	1 Pc	42,60		
PBD3186/97	Flat upper profile, B16 H13.5 L3000	Matt aluminium	1 Pc	28,22		
	PBDTP/6	Rounded cap PBD, B16 H17	Matt black	1 Pc	14,20	
	PBDTP/88	Rounded cap PBD, B16 H17	Brushed steel effect alu.	1 Pc	18,00	
	PBDTP/91	Rounded cap PBD, B16 H17	Polished aluminium	1 Pc	18,00	
	PBDTP/97	Rounded cap PBD, B16 H17	Matt aluminium	1 Pc	10,34	
	PBD86TP/6	Flat cap PBD, B16 H17	Matt black	1 Pc	14,20	
	PBD86TP/88	Flat cap PBD, B16 H17	Brushed steel effect alu.	1 Pc	18,00	
	PBD86TP/91	Flat cap PBD, B16 H17	Polished aluminium	1 Pc	18,00	
	PBD86TP/97	Flat cap PBD, B16 H17	Matt aluminium	1 Pc	10,34	
	LMU20TP/88	Flat cap, B16 H20 L1	Brushed steel effect alu.	1 Pc	7,20	
	LMU20TP/91	Flat cap, B16 H20 L1	Polished aluminium	1 Pc	7,20	
	LMU20TP/97	Flat cap, B16 H20 L1	Matt aluminium	1 Pc	7,08	
	LMU20TP/R2	Flat cap, B16 H20 L1	RAL9005 matt black	1 Pc	8,74	
	GTUP2	Glass holder seal, H2	Transparent	1 m	1,38	
	GTUP3	Glass holder seal, H3	Transparent	1 m	1,56	
	GTUP4	Glass holder seal, H4	Transparent	1 m	1,92	
	GTUP5	Glass holder seal, H5	Transparent	1 m	2,66	
	GTUP6	Glass holder seal, H6	Transparent	1 m	3,76	
	GTUP2G	Glass holder seal, H2	Embossed	1 m	2,04	
	GTUP3G	Glass holder seal, H3	Embossed	1 m	2,32	
	GTUP4G	Glass holder seal, H4	Embossed	1 m	2,60	
	GTUP5G	Glass holder seal, H5	Embossed	1 m	2,94	
	GTUP6G	Glass holder seal, H6	Embossed	1 m	4,34	
	GTUP2N	Glass holder seal, H2	Matt black	1 m	1,38	
	GTUP3N	Glass holder seal, H3	Matt black	1 m	1,56	
	GTUP4N	Glass holder seal, H4	Matt black	1 m	1,92	
	GTUP5N	Glass holder seal, H5	Matt black	1 m	2,66	
	GTUP6N	Glass holder seal, H6	Matt black	1 m	3,76	
		PROALUX1520/6	U PROALUX profile, for 8 mm glass, B15.5 H20 L3000	Matt black	1 Pc	106,78
		PROALUX1520/88	U PROALUX profile, for 8 mm glass, B15.5 H20 L3000	Brushed steel effect alu.	1 Pc	64,06
		PROALUX1520/91	U PROALUX profile, for 8 mm glass, B15.5 H20 L3000	Polished aluminium	1 Pc	106,78
PROALUX1520/97		U PROALUX profile, for 8 mm glass, B15.5 H20 L3000	Matt aluminium	1 Pc	59,76	
PROALUX1530/6		U PROALUX profile, for 8 mm glass, B15.5 H30 L3000	Matt black	1 Pc	124,74	
PROALUX1530/88		U PROALUX profile, for 8 mm glass, B15.5 H30 L3000	Brushed steel effect alu.	1 Pc	89,94	
PROALUX1530/91		U PROALUX profile, for 8 mm glass, B15.5 H30 L3000	Polished aluminium	1 Pc	124,74	
PROALUX1530/97		U PROALUX profile, for 8 mm glass, B15.5 H30 L3000	Matt aluminium	1 Pc	83,76	
PROALUX1720/6		U PROALUX profile, for 10 mm glass, B17.5 H20 L3000	Matt black	1 Pc	107,28	
PROALUX1720/88		U PROALUX profile, for 10 mm glass, B17.5 H20 L3000	Brushed steel effect alu.	1 Pc	66,04	
PROALUX1720/91		U PROALUX profile, for 10 mm glass, B17.5 H20 L3000	Polished aluminium	1 Pc	107,28	
PROALUX1720/97		U PROALUX profile, for 10 mm glass, B17.5 H20 L3000	Matt aluminium	1 Pc	61,58	


SHOWERS


BALUSTRADES

OUTDOORS

INDOORS

SHOWERS


Art.	Description	Finish	Qty	EURO
PROALUX1730/6	U PROALUX profile, for 10 mm glass, B17.5 H30 L3000	Matt black	1 Pc	127,22
PROALUX1730/88	U PROALUX profile, for 10 mm glass, B17.5 H30 L3000	Brushed steel effect alu.	1 Pc	91,90
PROALUX1730/91	U PROALUX profile, for 10 mm glass, B17.5 H30 L3000	Polished aluminium	1 Pc	127,22
PROALUX1730/97	U PROALUX profile, for 10 mm glass, B17.5 H30 L3000	Matt aluminium	1 Pc	85,60
PROALUX1920/6	U PROALUX profile, for 12 mm glass, B19.5 H20 L3000	Matt black	1 Pc	109,78
PROALUX1920/88	U PROALUX profile, for 12 mm glass, B19.5 H20 L3000	Brushed steel effect alu.	1 Pc	68,26
PROALUX1920/91	U PROALUX profile, for 12 mm glass, B19.5 H20 L3000	Polished aluminium	1 Pc	109,78
PROALUX1920/97	U PROALUX profile, for 12 mm glass, B19.5 H20 L3000	Matt aluminium	1 Pc	63,64
PROALUX1930/6	U PROALUX profile, for 12 mm glass, B19.5 H30 L3000	Matt black	1 Pc	128,50
PROALUX1930/88	U PROALUX profile, for 12 mm glass, B19.5 H30 L3000	Brushed steel effect alu.	1 Pc	94,10
PROALUX1930/91	U PROALUX profile, for 12 mm glass, B19.5 H30 L3000	Polished aluminium	1 Pc	128,50
PROALUX1930/97	U PROALUX profile, for 12 mm glass, B19.5 H30 L3000	Matt aluminium	1 Pc	87,60
 PROTAP1520/88	PROALUX cap, B15.5 H20 L1	Brushed steel effect alu.	1 Pc	13,84
PROTAP1520/91	PROALUX cap, B15.5 H20 L1	Polished aluminium	1 Pc	13,84
PROTAP1520/97	PROALUX cap, B15.5 H20 L1	Matt aluminium	1 Pc	7,40
PROTAP1520/R2	PROALUX cap, B15.5 H20 L1	RAL9005 matt black	1 Pc	13,84
PROTAP1530/88	PROALUX cap, B15.5 H30 L1	Brushed steel effect alu.	1 Pc	13,84
PROTAP1530/91	PROALUX cap, B15.5 H30 L1	Polished aluminium	1 Pc	13,84
PROTAP1530/97	PROALUX cap, B15.5 H30 L1	Matt aluminium	1 Pc	7,40
PROTAP1530/R2	PROALUX cap, B15.5 H30 L1	RAL9005 matt black	1 Pc	13,84
PROTAP1720/88	PROALUX cap, B17.5 H20 L1	Brushed steel effect alu.	1 Pc	13,84
PROTAP1720/91	PROALUX cap, B17.5 H20 L1	Polished aluminium	1 Pc	13,84
PROTAP1720/97	PROALUX cap, B17.5 H20 L1	Matt aluminium	1 Pc	7,40
PROTAP1720/R2	PROALUX cap, B17.5 H20 L1	RAL9005 matt black	1 Pc	13,84
PROTAP1730/88	PROALUX cap, B17.5 H30 L1	Brushed steel effect alu.	1 Pc	13,84
PROTAP1730/91	PROALUX cap, B17.5 H30 L1	Polished aluminium	1 Pc	13,84
PROTAP1730/97	PROALUX cap, B17.5 H30 L1	Matt aluminium	1 Pc	7,40
PROTAP1730/R2	PROALUX cap, B17.5 H30 L1	RAL9005 matt black	1 Pc	13,84
PROTAP1920/88	PROALUX cap, B19.5 H20 L1	Brushed steel effect alu.	1 Pc	13,84
PROTAP1920/91	PROALUX cap, B19.5 H20 L1	Polished aluminium	1 Pc	13,84
PROTAP1920/97	PROALUX cap, B19.5 H20 L1	Matt aluminium	1 Pc	7,40
PROTAP1920/R2	PROALUX cap, B19.5 H20 L1	RAL9005 matt black	1 Pc	13,84
PROTAP1930/88	PROALUX cap, B19.5 H30 L1	Brushed steel effect alu.	1 Pc	13,54
PROTAP1930/91	PROALUX cap, B19.5 H30 L1	Polished aluminium	1 Pc	13,54
PROTAP1930/97	PROALUX cap, B19.5 H30 L1	Matt aluminium	1 Pc	8,10
PROTAP1930/R2	PROALUX cap, B19.5 H30 L1	RAL9005 matt black	1 Pc	13,84



PROALUXG	Transparent seal for PROALUX profiles	1 m	1,38
PROALUXG400	Transparent seal for PROALUX profiles, 400-m pack	1 Pc	525,30



UTR65	Wheel tool	1 Pc	67,46
-------	------------	------	-------



Art.	Description	Finish	Qty	EURO
PROFALL0820/6	U PROFALL profile, B11.5 H20 L3000	Matt black	1 Pc	57,38
PROFALL0820/88	U PROFALL profile, B11.5 H20 L3000	Brushed steel effect alu.	1 Pc	49,08
PROFALL0820/91	U PROFALL profile, B11.5 H20 L3000	Polished aluminium	1 Pc	57,38
PROFALL0820/97	U PROFALL profile, B11.5 H20 L3000	Matt aluminium	1 Pc	45,36
PROFALL1020/6	U PROFALL profile, B13.5 H20 L3000	Matt black	1 Pc	58,64
PROFALL1020/88	U PROFALL profile, B13.5 H20 L3000	Brushed steel effect alu.	1 Pc	51,08
PROFALL1020/91	U PROFALL profile, B13.5 H20 L3000	Polished aluminium	1 Pc	58,64
PROFALL1020/97	U PROFALL profile, B13.5 H20 L3000	Matt aluminium	1 Pc	47,20
PROFALL1225/6	U PROFALL profile, B17 H25 L3000	Matt black	1 Pc	92,80
PROFALL1225/88	U PROFALL profile, B17 H25 L3000	Brushed steel effect alu.	1 Pc	89,80
PROFALL1225/91	U PROFALL profile, B17 H25 L3000	Polished aluminium	1 Pc	92,80
PROFALL1225/97	U PROFALL profile, B17 H25 L3000	Matt aluminium	1 Pc	87,82
PROFALL1240/6	U PROFALL profile, B17 H40 L3000	Matt black	1 Pc	123,76
PROFALL1240/88	U PROFALL profile, B17 H40 L3000	Brushed steel effect alu.	1 Pc	119,74
PROFALL1240/91	U PROFALL profile, B17 H40 L3000	Polished aluminium	1 Pc	123,76
PROFALL1240/97	U PROFALL profile, B17 H40 L3000	Matt aluminium	1 Pc	117,26
PROFALL1425/6	U PROFALL profile, B19 H25 L3000	Matt black	1 Pc	94,56
PROFALL1425/88	U PROFALL profile, B19 H25 L3000	Brushed steel effect alu.	1 Pc	89,80
PROFALL1425/91	U PROFALL profile, B19 H25 L3000	Polished aluminium	1 Pc	94,56
PROFALL1425/97	U PROFALL profile, B19 H25 L3000	Matt aluminium	1 Pc	87,32
PROFALL1440/6	U PROFALL profile, B19 H40 L3000	Matt black	1 Pc	129,74
PROFALL1440/88	U PROFALL profile, B19 H40 L3000	Brushed steel effect alu.	1 Pc	124,74
PROFALL1440/91	U PROFALL profile, B19 H40 L3000	Polished aluminium	1 Pc	129,74
PROFALL1440/97	U PROFALL profile, B19 H40 L3000	Matt aluminium	1 Pc	119,74
PROTAP0820/88	PROFALL cap, B11.5 H20 L1	Brushed steel effect alu.	1 Pc	14,02
PROTAP0820/91	PROFALL cap, B11.5 H20 L1	Polished aluminium	1 Pc	13,54
PROTAP0820/97	PROFALL cap, B11.5 H20 L1	Matt aluminium	1 Pc	14,02
PROTAP0820/R2	PROFALL cap, B11.5 H20 L1	RAL9005 matt black	1 Pc	13,54
PROTAP1020/88	PROFALL cap, B13.5 H20 L1	Brushed steel effect alu.	1 Pc	14,02
PROTAP1020/91	PROFALL cap, B13.5 H20 L1	Polished aluminium	1 Pc	14,34
PROTAP1020/97	PROFALL cap, B13.5 H20 L1	Matt aluminium	1 Pc	14,02
PROTAP1020/R2	PROFALL cap, B13.5 H20 L1	RAL9005 matt black	1 Pc	14,34
PROTAP1225/88	PROFALL cap, B17 H25 L1	Brushed steel effect alu.	1 Pc	16,42
PROTAP1225/91	PROFALL cap, B17 H25 L1	Polished aluminium	1 Pc	16,42
PROTAP1225/97	PROFALL cap, B17 H25 L1	Matt aluminium	1 Pc	16,42
PROTAP1225/R2	PROFALL cap, B17 H25 L1	RAL9005 matt black	1 Pc	16,42
PROTAP1240/88	PROFALL cap, B17 H40 L1	Brushed steel effect alu.	1 Pc	19,42
PROTAP1240/91	PROFALL cap, B17 H40 L1	Polished aluminium	1 Pc	19,42
PROTAP1240/97	PROFALL cap, B17 H40 L1	Matt aluminium	1 Pc	19,42
PROTAP1240/R2	PROFALL cap, B17 H40 L1	RAL9005 matt black	1 Pc	19,42
PROTAP1425/88	PROFALL cap, B19 H25 L1	Brushed steel effect alu.	1 Pc	15,96
PROTAP1425/91	PROFALL cap, B19 H25 L1	Polished aluminium	1 Pc	15,96
PROTAP1425/97	PROFALL cap, B19 H25 L1	Matt aluminium	1 Pc	15,96
PROTAP1425/R2	PROFALL cap, B19 H25 L1	RAL9005 matt black	1 Pc	15,96
PROTAP1440/88	PROFALL cap, B19 H40 L1	Brushed steel effect alu.	1 Pc	19,42
PROTAP1440/91	PROFALL cap, B19 H40 L1	Polished aluminium	1 Pc	19,42












SHOWERS



BALUSTRADES

OUTDOORS

INDOORS

SHOWERS


	Art.	Description	Finish	Qty	EURO
	PROTAP1440/97	PROFALL cap, B19 H40 L1	Matt aluminium	1 Pc	19,42
	PROTAP1440/R2	PROFALL cap, B19 H40 L1	RAL9005 matt black	1 Pc	19,42
	PBD3183KR/1	U profile, B16 H15 L3000	Chrome	1 Pc	137,48
	PBD3184KR/1	Rounded upper profile, B16 H13.5 L3000	Chrome	1 Pc	127,80
	PROFALL0820KR/1	U chrome-plated profile, B11.5 H20 L3000	Chrome	1 Pc	147,36
	PROFALL1020KR/1	U chrome-plated profile, B13.5 H20 L3000	Chrome	1 Pc	147,98
	PROTAP0820KR/1	Chrome-plated PROFALL cap, B11.5 H20 L1	Chrome	1 Pc	9,20
	PROTAP1020KR/1	Chrome-plated PROFALL cap, B13.5 H20 L1	Chrome	1 Pc	9,20
	SPD092300/91	Corner profile, for 8 mm glass, L2300	Polished aluminium	1 Pc	83,28
	SPD153308/6	Corner profile, for 8 mm glass, L2100	Matt black	1 Pc	86,92
	SPD153308/91	Corner profile, for 8 mm glass, L2100	Polished aluminium	1 Pc	91,34
	SPD153310/6	Corner profile, for 10 mm glass, L2100	Matt black	1 Pc	85,26
	SPD153310/91	Corner profile, for 10 mm glass, L2100	Polished aluminium	1 Pc	89,68
	SPD112300/91	Extension profile, for 8/10 mm glass, L2300	Polished aluminium	1 Pc	176,64
	SPD153508/6	Extension profile, for 8 mm glass, L2100	Matt black	1 Pc	135,48
	SPD153508/91	Extension profile, for 8 mm glass, L2100	Polished aluminium	1 Pc	146,06
	SPD132300/91	Extension profile, for 8/10 mm glass, L2300	Polished aluminium	1 Pc	147,80

	Art.	Description	Finish	Qty	EURO
	FOP10.30/6	Flat profile FORME, B10 H1.3 L3000	Matt black	1 Pc	37,78
	FOP10.30/88	Flat profile FORME, B10 H1.3 L3000	Brushed steel effect alu.	1 Pc	37,78
	FOP10.30/97	Flat profile FORME, B10 H1.3 L3000	Matt aluminium	1 Pc	28,34
	FOP10.30/RAL	Flat profile FORME, B10 H1.3 L3000	RAL9010 polished white	1 Pc	33,06
	FOP15.30/6	Flat profile FORME, B15 H1.3 L3000	Matt black	1 Pc	40,06
	FOP15.30/88	Flat profile FORME, B15 H1.3 L3000	Brushed steel effect alu.	1 Pc	40,06
	FOP15.30/97	Flat profile FORME, B15 H1.3 L3000	Matt aluminium	1 Pc	30,64
	FOP15.30/RAL	Flat profile FORME, B15 H1.3 L3000	RAL9010 polished white	1 Pc	35,36
	FOP20.30/6	Flat profile FORME, B20 H1.3 L3000	Matt black	1 Pc	43,08
	FOP20.30/88	Flat profile FORME, B20 H1.3 L3000	Brushed steel effect alu.	1 Pc	43,08
FOP20.30/97	Flat profile FORME, B20 H1.3 L3000	Matt aluminium	1 Pc	33,64	
FOP20.30/RAL	Flat profile FORME, B20 H1.3 L3000	RAL9010 polished white	1 Pc	38,36	
	FOL1010.30/6	Flat L profile FORME, B10 H10 L3000	Matt black	1 Pc	49,06
	FOL1010.30/88	Flat L profile FORME, B10 H10 L3000	Brushed steel effect alu.	1 Pc	49,06
	FOL1010.30/97	Flat L profile FORME, B10 H10 L3000	Matt aluminium	1 Pc	39,66
	FOL1010.30/RAL	Flat L profile FORME, B10 H10 L3000	RAL9010 polished white	1 Pc	44,36
	FOL1515.30/6	Flat L profile FORME, B15 H15 L3000	Matt black	1 Pc	59,04
	FOL1515.30/88	Flat L profile FORME, B15 H15 L3000	Brushed steel effect alu.	1 Pc	59,04
	FOL1515.30/97	Flat L profile FORME, B15 H15 L3000	Matt aluminium	1 Pc	49,62
	FOL1515.30/RAL	Flat L profile FORME, B15 H15 L3000	RAL9010 polished white	1 Pc	54,34
	FOL2020.30/6	Flat L profile FORME, B20 H20 L3000	Matt black	1 Pc	74,76
	FOL2020.30/88	Flat L profile FORME, B20 H20 L3000	Brushed steel effect alu.	1 Pc	74,76
FOL2020.30/97	Flat L profile FORME, B20 H20 L3000	Matt aluminium	1 Pc	65,34	
FOL2020.30/RAL	Flat L profile FORME, B20 H20 L3000	RAL9010 polished white	1 Pc	70,04	
	FOU1009.30/6	U profile FORME, for 6 mm glass, B8.8 H10 L3000	Matt black	1 Pc	53,20
	FOU1009.30/88	U profile FORME, for 6 mm glass, B8.8 H10 L3000	Brushed steel effect alu.	1 Pc	53,20
	FOU1009.30/97	U profile FORME, for 6 mm glass, B8.8 H10 L3000	Matt aluminium	1 Pc	43,76
	FOU1009.30/RAL	U profile FORME, for 6 mm glass, B8.8 H10 L3000	RAL9010 polished white	1 Pc	48,46
	FOU1011.30/6	U profile FORME, for 8 mm glass, B10.8 H10 L3000	Matt black	1 Pc	53,54
	FOU1011.30/88	U profile FORME, for 8 mm glass, B10.8 H10 L3000	Brushed steel effect alu.	1 Pc	53,54
	FOU1011.30/97	U profile FORME, for 8 mm glass, B10.8 H10 L3000	Matt aluminium	1 Pc	44,14
	FOU1011.30/RAL	U profile FORME, for 8 mm glass, B10.8 H10 L3000	RAL9010 polished white	1 Pc	48,84
	FOU1013.30/6	U profile FORME, for 10 mm glass, B12.8 H10 L3000	Matt black	1 Pc	56,74
	FOU1013.30/88	U profile FORME, for 10 mm glass, B12.8 H10 L3000	Brushed steel effect alu.	1 Pc	56,74
FOU1013.30/97	U profile FORME, for 10 mm glass, B12.8 H10 L3000	Matt aluminium	1 Pc	47,30	
FOU1013.30/RAL	U profile FORME, for 10 mm glass, B12.8 H10 L3000	RAL9010 polished white	1 Pc	52,00	
	TS250065	Double-sided tape Tesa® ACXplus, B6 H0.5 L25 m	Transparent	1 Pc	37,74
	TS25006	Double-sided tape Tesa® ACXplus, B6 H1 L25 m	Transparent	1 Pc	56,10
	TS25009	Double-sided tape Tesa® ACXplus, B9 H1 L25 m	Transparent	1 Pc	82,04
	TS250125	Double-sided tape Tesa® ACXplus, B12 H0.5 L25 m	Transparent	1 Pc	75,44
	TS25012	Double-sided tape Tesa® ACXplus, B12 H1 L25 m	Transparent	1 Pc	109,48
	TS250155	Double-sided tape Tesa® ACXplus, B15 H0.5 L25 m	Transparent	1 Pc	119,64
	TS25019	Tesa® ACXplus double-sided tape, B19 H1 L25 m	Transparent	1 Pc	123,50

SHOWERS


BALUSTRADES

OUTDOORS




Art.	Description	Finish	Qty	EURO
LMU20B.150/1	U LMU profile, B16 H20 L1498	Chrome	1 Pc	195,88
LMU20B.150/2	U LMU profile, B16 H20 L1498	Gold	1 Pc	264,50
LMU20B.150/4	U LMU profile, B16 H20 L1498	Bronze	1 Pc	278,22
LMU20B.150/24	U LMU profile, B16 H20 L1498	Brushed steel effect	1 Pc	242,56
LMU20B.150/R2	U LMU profile, B16 H20 L1498	RAL9005 matt black	1 Pc	106,70
LMU20B.220/1	U LMU profile, B16 H20 L2200	Chrome	1 Pc	274,84
LMU20B.220/2	U LMU profile, B16 H20 L2200	Gold	1 Pc	412,06
LMU20B.220/4	U LMU profile, B16 H20 L2200	Bronze	1 Pc	439,52
LMU20B.220/24	U LMU profile, B16 H20 L2200	Brushed steel effect	1 Pc	357,20
LMU20B.220/R2	U LMU profile, B16 H20 L2200	RAL9005 matt black	1 Pc	140,40
LMU20B.300/1	U LMU profile, B16 H20 L3000	Chrome	1 Pc	369,82
LMU20B.300/2	U LMU profile, B16 H20 L3000	Gold	1 Pc	507,04
LMU20B.300/4	U LMU profile, B16 H20 L3000	Bronze	1 Pc	534,50
LMU20B.300/24	U LMU profile, B16 H20 L3000	Brushed steel effect	1 Pc	463,12
LMU20B.300/R2	U LMU profile, B16 H20 L3000	RAL9005 matt black	1 Pc	191,44

INDOORS




LMU86B.100/1	Flat upper LMU profile, B16 H13.5 L1498	Chrome	1 Pc	102,74
LMU86B.100/2	Flat upper LMU profile, B16 H13.5 L1498	Gold	1 Pc	148,48
LMU86B.100/4	Flat upper LMU profile, B16 H13.5 L1498	Bronze	1 Pc	148,48
LMU86B.100/24	Flat upper LMU profile, B16 H13.5 L1498	Brushed steel effect	1 Pc	121,04
LMU86B.100/R2	Flat upper LMU profile, B16 H13.5 L1498	RAL9005 matt black	1 Pc	52,40
LMU86B.150/1	Flat upper LMU profile, B16 H13.5 L2200	Chrome	1 Pc	148,62
LMU86B.150/2	Flat upper LMU profile, B16 H13.5 L2200	Gold	1 Pc	217,20
LMU86B.150/4	Flat upper LMU profile, B16 H13.5 L2200	Bronze	1 Pc	217,20
LMU86B.150/24	Flat upper LMU profile, B16 H13.5 L2200	Brushed steel effect	1 Pc	176,06
LMU86B.150/R2	Flat upper LMU profile, B16 H13.5 L2200	RAL9005 matt black	1 Pc	73,16
LMU86B.300/1	Flat upper LMU profile, B16 H13.5 L3000	Chrome	1 Pc	275,28
LMU86B.300/2	Flat upper LMU profile, B16 H13.5 L3000	Gold	1 Pc	412,50
LMU86B.300/4	Flat upper LMU profile, B16 H13.5 L3000	Bronze	1 Pc	412,50
LMU86B.300/24	Flat upper LMU profile, B16 H13.5 L3000	Brushed steel effect	1 Pc	330,18
LMU86B.300/R2	Flat upper LMU profile, B16 H13.5 L3000	RAL9005 matt black	1 Pc	124,34



SHOWERS



LMU20TPB/1	Flat cap, B16 H20 L1	Chrome	1 Pc	11,86
LMU20TPB/2	Flat cap, B16 H20 L1	Gold	1 Pc	14,96
LMU20TPB/4	Flat cap, B16 H20 L1	Bronze	1 Pc	30,56
LMU20TPB/24	Flat cap, B16 H20 L1	Brushed steel effect	1 Pc	21,20
LMU20TPB/R2	Flat cap, B16 H20 L1	RAL9005 matt black	1 Pc	8,74



PESQ0810B.100/1	Water barrier profile, B8 H10 L992	Chrome	1 Pc	94,12
PESQ0810B.100/2	Water barrier profile, B8 H10 L992	Gold	1 Pc	121,56
PESQ0810B.100/4	Water barrier profile, B8 H10 L992	Bronze	1 Pc	139,86
PESQ0810B.100/24	Water barrier profile, B8 H10 L992	Brushed steel effect	1 Pc	121,56
PESQ0810B.100/R2	Water barrier profile, B8 H10 L992	RAL9005 matt black	1 Pc	62,08
PESQ0810B.150/1	Water barrier profile, B8 H10 L1500	Chrome	1 Pc	135,68
PESQ0810B.150/2	Water barrier profile, B8 H10 L1500	Gold	1 Pc	176,84
PESQ0810B.150/4	Water barrier profile, B8 H10 L1500	Bronze	1 Pc	204,30
PESQ0810B.150/24	Water barrier profile, B8 H10 L1500	Brushed steel effect	1 Pc	176,84
PESQ0810B.150/R2	Water barrier profile, B8 H10 L1500	RAL9005 matt black	1 Pc	87,64

Art.	Description	Finish	Qty	EURO
PESQ0810B.300/1	Water barrier profile, B8 H10 L3000	Chrome	1 Pc	249,42
PESQ0810B.300/2	Water barrier profile, B8 H10 L3000	Gold	1 Pc	331,74
PESQ0810B.300/4	Water barrier profile, B8 H10 L3000	Bronze	1 Pc	386,62
PESQ0810B.300/24	Water barrier profile, B8 H10 L3000	Brushed steel effect	1 Pc	331,74
PESQ0810B.300/R2	Water barrier profile, B8 H10 L3000	RAL9005 matt black	1 Pc	153,34
				
CANAL06/8	U channel, B8.5 H20 L2000	Brushed steel	1 Pc	51,60
CANAL06/15	U channel, B8.5 H20 L2000	Polished steel	1 Pc	53,32
CANAL1/8	U channel, B10.5 H20 L2000	Brushed steel	1 Pc	54,04
CANAL1/15	U channel, B10.5 H20 L2000	Polished steel	1 Pc	56,62
CANAL12/8	U channel, B12.5 H20 L2000	Brushed steel	1 Pc	64,94
CANAL12/15	U channel, B12.5 H20 L2000	Polished steel	1 Pc	55,46
CANAL13/8	U channel, B14.5 H20 L2000	Brushed steel	1 Pc	55,92
CANAL13/15	U channel, B14.5 H20 L2000	Polished steel	1 Pc	55,92
CANAL16/8	U channel, B8.5 H20 L2500	Brushed steel	1 Pc	66,22
CANAL16/15	U channel, B8.5 H20 L2500	Polished steel	1 Pc	66,22
CANAL2/8	U channel, B10.5 H20 L2500	Brushed steel	1 Pc	68,72
CANAL2/15	U channel, B10.5 H20 L2500	Polished steel	1 Pc	68,72
CANAL22/8	U channel, B12.5 H20 L2500	Brushed steel	1 Pc	69,22
CANAL22/15	U channel, B12.5 H20 L2500	Polished steel	1 Pc	69,20
CANAL23/8	U channel, B14.5 H20 L2500	Brushed steel	1 Pc	70,16
CANAL23/15	U channel, B14.5 H20 L2500	Polished steel	1 Pc	70,16
CANAL26/8	U channel, B8.5 H20 L3000	Brushed steel	1 Pc	79,10
CANAL26/15	U channel, B8.5 H20 L3000	Polished steel	1 Pc	79,10
CANAL3/8	U channel, B10.5 H20 L3000	Brushed steel	1 Pc	82,48
CANAL3/15	U channel, B10.5 H20 L3000	Polished steel	1 Pc	82,48
CANAL32/8	U channel, B12.5 H20 L3000	Brushed steel	1 Pc	83,94
CANAL32/15	U channel, B12.5 H20 L3000	Polished steel	1 Pc	83,88
CANAL33/8	U channel, B14.5 H20 L3000	Brushed steel	1 Pc	84,88
CANAL33/15	U channel, B14.5 H20 L3000	Polished steel	1 Pc	84,86
CANAL34/8	U channel, B18 H20 L3000	Brushed steel	1 Pc	87,62
CANAL34/15	U channel, B18 H20 L3000	Polished steel	1 Pc	87,62
				
CANANG1/8	L channel, B10 H10 L2000	Brushed steel	1 Pc	38,64
CANANG1/15	L channel, B10 H10 L2000	Polished steel	1 Pc	38,88
CANANG12/8	L channel, B15 H15 L2000	Brushed steel	1 Pc	40,74
CANANG12/15	L channel, B15 H15 L2000	Polished steel	1 Pc	40,74
CANANG13/8	L channel, B20 H20 L2000	Brushed steel	1 Pc	46,94
CANANG13/15	L channel, B20 H20 L2000	Polished steel	1 Pc	44,62
CANANG14/8	L channel, B30 H30 L2000	Brushed steel	1 Pc	55,14
CANANG14/15	L channel, B30 H30 L2000	Polished steel	1 Pc	55,14
CANANG2/8	L channel, B10 H10 L2500	Brushed steel	1 Pc	50,00
CANANG2/15	L channel, B10 H10 L2500	Polished steel	1 Pc	49,78
CANANG22/8	L channel, B15 H15 L2500	Brushed steel	1 Pc	51,94
CANANG22/15	L channel, B15 H15 L2500	Polished steel	1 Pc	51,96
CANANG23/8	L channel, B20 H20 L2500	Brushed steel	1 Pc	56,40
CANANG23/15	L channel, B20 H20 L2500	Polished steel	1 Pc	56,90







SHOWERS









BALUSTRADES

OUTDOORS

INDOORS

SHOWERS

	Art.	Description	Finish	Qty	EURO
	CANANG24/8	L channel, B30 H30 L2500	Brushed steel	1 Pc	75,84
	CANANG24/15	L channel, B30 H30 L2500	Polished steel	1 Pc	75,84
	CANANG3/8	L channel, B10 H10 L3000	Brushed steel	1 Pc	59,76
	CANANG3/15	L channel, B10 H10 L3000	Polished steel	1 Pc	59,70
	CANANG32/8	L channel, B15 H15 L3000	Brushed steel	1 Pc	62,62
	CANANG32/15	L channel, B15 H15 L3000	Polished steel	1 Pc	62,56
	CANANG33/8	L channel, B20 H20 L3000	Brushed steel	1 Pc	64,42
	CANANG33/15	L channel, B20 H20 L3000	Polished steel	1 Pc	64,42
	CANANG34/8	L channel, B30 H30 L3000	Brushed steel	1 Pc	90,02
	CANANG34/15	L channel, B30 H30 L3000	Polished steel	1 Pc	90,02
	CANALSF48/8	F-shaped channel, B27.5 H20 L2500	Brushed steel	1 Pc	153,06
	CANALSF48/15	F-shaped channel, B27.5 H20 L2500	Polished steel	1 Pc	153,92
	CANALSF50/8	F-shaped channel, B29.5 H20 L2500	Brushed steel	1 Pc	162,96
	CANALSF50/15	F-shaped channel, B29.5 H20 L2500	Polished steel	1 Pc	161,56
	CANALSF52/8	F-shaped channel, B31.5 H20 L2500	Brushed steel	1 Pc	158,22
	CANALSF52/15	F-shaped channel, B31.5 H20 L2500	Polished steel	1 Pc	158,22
	CANALSU66/8	U channel with folded edge, B10.5 H20 L2500	Brushed steel	1 Pc	97,16
	CANALSU66/15	U channel with folded edge, B10.5 H20 L2500	Polished steel	1 Pc	97,16
	CANALSU68/8	U channel with folded edge, B12.5 H20 L2500	Brushed steel	1 Pc	111,10
	CANALSU68/15	U channel with folded edge, B12.5 H20 L2500	Polished steel	1 Pc	111,10
	CANALSU70/8	U channel with folded edge, B14.5 H20 L2500	Brushed steel	1 Pc	112,90
	CANALSU70/15	U channel with folded edge, B14.5 H20 L2500	Polished steel	1 Pc	104,04
	CANALSU72/8	U channel with folded edge, B16.5 H20 L2500	Brushed steel	1 Pc	115,56
	CANALSU72/15	U channel with folded edge, B16.5 H20 L2500	Polished steel	1 Pc	110,06
	CANALH88/8	H-shaped channel with folded edge, B12.5 H36 L2500	Brushed steel	1 Pc	153,06
	CANALH88/15	H-shaped channel with folded edge, B12.5 H36 L2500	Polished steel	1 Pc	153,06
	CANALH90/8	H-shaped channel with folded edge, B14.5 H36 L2500	Brushed steel	1 Pc	155,62
	CANALH90/15	H-shaped channel with folded edge, B14.5 H36 L2500	Polished steel	1 Pc	155,62
	CANALH92/8	H-shaped channel with folded edge, B16.5 H36 L2500	Brushed steel	1 Pc	158,22
	CANALH92/15	H-shaped channel with folded edge, B16.5 H36 L2500	Polished steel	1 Pc	158,22
	CMIRR8.2000	U channel with folded edge MIRROR, for 8 mm glass, B17.5 H25 L2000	Mirror	1 Pc	89,00
	CMIRR8.3000	U channel with folded edge MIRROR, for 8 mm glass, B17.5 H25 L3000	Mirror	1 Pc	132,14
	CMIRR10.2000	U channel with folded edge MIRROR, for 10 mm glass, B19.5 H25 L2000	Mirror	1 Pc	112,98
	CMIRR10.3000	U channel with folded edge MIRROR, for 10 mm glass, B19.5 H25 L3000	Mirror	1 Pc	168,56
	CMIRRTP8	MIRROR cap, B17.5 H25 L1	Mirror	1 Pc	3,52
	CMIRRTP10	MIRROR cap, B19.5 H25 L1	Mirror	1 Pc	3,52
	CANALM01	U channel MIRROR, for 8 mm glass, B10.5 H20 L2000	Mirror	1 Pc	58,28
	CANALM02	U channel MIRROR, for 8 mm glass, B10.5 H20 L2500	Mirror	1 Pc	70,52
	CANALM03	U channel MIRROR, for 8 mm glass, B10.5 H20 L3000	Mirror	1 Pc	82,76
	CANALM012	U channel MIRROR, for 10 mm glass, B12.5 H20 L2000	Mirror	1 Pc	58,82
	CANALM022	U channel MIRROR, for 10 mm glass, B12.5 H20 L2500	Mirror	1 Pc	72,12
	CANALM032	U channel MIRROR, for 10 mm glass, B12.5 H20 L3000	Mirror	1 Pc	86,24

	Art.	Description	Finish	Qty	EURO
	MORSZ001/1	Wall/glass flush to the wall clamp, for 6/10 mm glass, B45 H45	Chrome	1 Pc	26,20
	MORSZ001/24	Wall/glass flush to the wall clamp, for 6/10 mm glass, B45 H45	Brushed steel effect	1 Pc	26,20
	MORSZ001/R2	Wall/glass flush to the wall clamp, for 6/10 mm glass, B45 H45	RAL9005 matt black	1 Pc	37,42
	MORSZ002/1	Wall/glass wide side fixing clamp, for 6/10 mm glass, B45 H45 L45	Chrome	1 Pc	37,42
	MORSZ002/24	Wall/glass wide side fixing clamp, for 6/10 mm glass, B45 H45 L45	Brushed steel effect	1 Pc	37,42
	MORSZ002/R2	Wall/glass wide side fixing clamp, for 6/10 mm glass, B45 H45 L45	RAL9005 matt black	1 Pc	49,90
	POMZ001/1	Pair of round door knobs, for 6/10 mm glass, B30 L32	Chrome	1 Pc	37,42
	POMZ001/24	Pair of round door knobs, for 6/10 mm glass, B30 L32	Brushed steel effect	1 Pc	37,42
	POMZ001/R2	Pair of round door knobs, for 6/10 mm glass, B30 L32	RAL9005 matt black	1 Pc	64,86
	POMZ002/1	Pair of door knobs with grip, for 6/10 mm glass, B30 L32	Chrome	1 Pc	37,42
	POMZ002/24	Pair of door knobs with grip, for 6/10 mm glass, B30 L32	Brushed steel effect	1 Pc	37,42
	POMZ002/R2	Pair of door knobs with grip, for 6/10 mm glass, B30 L32	RAL9005 matt black	1 Pc	64,86
	BT28/8	Door striker profile , B10 H10 L3000	Brushed steel	1 Pc	351,18
	BT31/8	Magnetic 45° door striker profile , B22 H10.5 L2500	Brushed steel	1 Pc	61,38
	BT31/15	Magnetic 45° door striker profile , B22 H10.5 L2500	Polished steel	1 Pc	56,54
	BT3322/6	Magnetic 45° door striker profile with cover, B11.5 H24 L2200	Matt black	1 Pc	174,64
	BT3322/88	Magnetic 45° door striker profile with cover, B11.5 H24 L2200	Brushed steel effect alu.	1 Pc	104,78
	BT3322/91	Magnetic 45° door striker profile with cover, B11.5 H24 L2200	Polished aluminium	1 Pc	147,20
	BT3322/97	Magnetic 45° door striker profile with cover, B11.5 H24 L2200	Matt aluminium	1 Pc	97,30
	BT3325/6	Magnetic 45° door striker profile with cover, B11.5 H24 L2500	Matt black	1 Pc	209,58
	BT3325/88	Magnetic 45° door striker profile with cover, B11.5 H24 L2500	Brushed steel effect alu.	1 Pc	125,62
	BT3325/91	Magnetic 45° door striker profile with cover, B11.5 H24 L2500	Polished aluminium	1 Pc	174,32
	BT3520/91	90° door striker profile , B11.5 H14 L2000	Polished aluminium	1 Pc	115,22
	BT3525/88	90° door striker profile , B11.5 H14 L2500	Brushed steel effect alu.	1 Pc	131,16
	BT3525/91	90° door striker profile , B11.5 H14 L2500	Polished aluminium	1 Pc	177,06
	BT3525/97	90° door striker profile , B11.5 H14 L2500	Matt aluminium	1 Pc	120,70

SHOWERS












BALUSTRADES

OUTDOORS

INDOORS

SHOWERS

	Art.	Description	Finish	Qty	EURO
	GM50522/6	Transparent balloon seal, for 6/8 mm glass, L2200	Matt black	1 Pc	39,80
	GM50522/88	Transparent balloon seal, for 6/8 mm glass, L2200	Brushed steel effect alu.	1 Pc	50,84
	GM50522/91	Transparent balloon seal, for 6/8 mm glass, L2200	Polished aluminium	1 Pc	50,84
	GM50522/97	Transparent balloon seal, for 6/8 mm glass, L2200	Matt aluminium	1 Pc	50,84
	GM50525/6	Transparent balloon seal, for 6/8 mm glass, L2500	Matt black	1 Pc	45,22
	GM50525/88	Transparent balloon seal, for 6/8 mm glass, L2500	Brushed steel effect alu.	1 Pc	57,80
	GM50525/91	Transparent balloon seal, for 6/8 mm glass, L2500	Polished aluminium	1 Pc	57,80
	GM50525/97	Transparent balloon seal, for 6/8 mm glass, L2500	Matt aluminium	1 Pc	57,80
	GM56010/6	Water barrier and drip flap balloon seal, for 6/8 mm glass, L1000	Matt black	1 Pc	18,08
	GM56010/88	Water barrier and drip flap balloon seal, for 6/8 mm glass, L1000	Brushed steel effect alu.	1 Pc	23,12
	GM56010/91	Water barrier and drip flap balloon seal, for 6/8 mm glass, L1000	Polished aluminium	1 Pc	23,12
	GM56010/97	Water barrier and drip flap balloon seal, for 6/8 mm glass, L1000	Matt aluminium	1 Pc	23,12
	GM56020/6	Water barrier and drip flap balloon seal, for 6/8 mm glass, L2000	Matt black	1 Pc	36,20
	GM56020/88	Water barrier and drip flap balloon seal, for 6/8 mm glass, L2000	Brushed steel effect alu.	1 Pc	46,24
	GM56020/91	Water barrier and drip flap balloon seal, for 6/8 mm glass, L2000	Polished aluminium	1 Pc	46,24
	GM56020/97	Water barrier and drip flap balloon seal, for 6/8 mm glass, L2000	Matt aluminium	1 Pc	46,24
	GM56025/6	Water barrier and drip flap balloon seal, for 6/8 mm glass, L2500	Matt black	1 Pc	45,22
	GM56025/88	Water barrier and drip flap balloon seal, for 6/8 mm glass, L2500	Brushed steel effect alu.	1 Pc	57,80
	GM56025/91	Water barrier and drip flap balloon seal, for 6/8 mm glass, L2500	Polished aluminium	1 Pc	57,80
	GM56025/97	Water barrier and drip flap balloon seal, for 6/8 mm glass, L2500	Matt aluminium	1 Pc	57,80
	GM57022/6	Seal with side lip, for 6/8 mm glass, L2200	Matt black	1 Pc	39,80
	GM57022/88	Seal with side lip, for 6/8 mm glass, L2200	Brushed steel effect alu.	1 Pc	57,48
	GM57022/91	Seal with side lip, for 6/8 mm glass, L2200	Polished aluminium	1 Pc	57,48
	GM57022/97	Seal with side lip, for 6/8 mm glass, L2200	Matt aluminium	1 Pc	57,48
	GM57025/6	Seal with side lip, for 6/8 mm glass, L2500	Matt black	1 Pc	45,22
	GM57025/88	Seal with side lip, for 6/8 mm glass, L2500	Brushed steel effect alu.	1 Pc	65,32
	GM57025/91	Seal with side lip, for 6/8 mm glass, L2500	Polished aluminium	1 Pc	65,32
	GM57025/97	Seal with side lip, for 6/8 mm glass, L2500	Matt aluminium	1 Pc	65,32
	GM512SX25/6	Left magnetic 45° seal with grey magnet, for 6/8 mm glass, L2500	Matt black	1 Pc	60,30
	GM512SX25/88	Left magnetic 45° seal with grey magnet, for 6/8 mm glass, L2500	Brushed steel effect alu.	1 Pc	72,84
	GM512SX25/91	Left magnetic 45° seal with grey magnet, for 6/8 mm glass, L2500	Polished aluminium	1 Pc	72,84
	GM512SX25/97	Left magnetic 45° seal with grey magnet, for 6/8 mm glass, L2500	Matt aluminium	1 Pc	72,84
	GM512DX25/6	Right magnetic 45° seal with grey magnet, for 6/8 mm glass, L2500	Matt black	1 Pc	60,30
	GM512DX25/88	Right magnetic 45° seal with grey magnet, for 6/8 mm glass, L2500	Brushed steel effect alu.	1 Pc	72,84
	GM512DX25/91	Right magnetic 45° seal with grey magnet, for 6/8 mm glass, L2500	Polished aluminium	1 Pc	72,84
	GM512DX25/97	Right magnetic 45° seal with grey magnet, for 6/8 mm glass, L2500	Matt aluminium	1 Pc	72,84
	GMVHB1	Pair of transparent 45° magnetic adhesive seals, for 8/12 mm glass, L2200	Transparent	1 Pc	76,68
	GMVHB1NR	Pair of black 45° magnetic adhesive seals, for 8/12 mm glass, L2200	Matt black	1 Pc	76,68
	GMVHB13000	Pair of transparent 45° magnetic adhesive seals, for 8/12 mm glass, L3000	Transparent	1 Pc	102,08
	GMVHB13000NR	Pair of black 45° magnetic adhesive seals, for 8/12 mm glass, L3000	Matt black	1 Pc	102,08
	GMVHB4	Transparent adhesive balloon seal, for 8/12 mm glass, L2200	Transparent	1 Pc	31,28
	GMVHB4NR	Black adhesive balloon seal, for 8/12 mm glass, L2200	Matt black	1 Pc	31,28
	GMVHB43000	Transparent adhesive balloon seal, for 8/12 mm glass, L3000	Transparent	1 Pc	40,10
	GMVHB43000NR	Black adhesive balloon seal, for 8/12 mm glass, L3000	Matt black	1 Pc	40,10

	Art.	Description	Finish	Qty	EURO
	GMVHB3	Transparent adhesive seal with straight lip, for 8/12 mm glass, L2200	Transparent	1 Pc	36,22
	GMVHB3NR	Black adhesive seal with straight lip, for 8/12 mm glass, L2200	Matt black	1 Pc	36,22
	GMVHB33000	Transparent adhesive seal with straight lip, for 8/12 mm glass, L3000	Transparent	1 Pc	47,02
	GMVHB33000NR	Black adhesive seal with straight lip, for 8/12 mm glass, L3000	Matt black	1 Pc	47,02
	GMVHB2	Transparent water barrier adhesive balloon seal and drip flap, for 8/12 mm glass, L2200	Transparent	1 Pc	32,94
	GMVHB2NR	Black water barrier adhesive balloon seal and drip flap, for 8/12 mm glass, L2200	Matt black	1 Pc	32,94
	GSLSVL	Degreasing wipe		1 Pc	3,52
	FX1000	Surface cleaner FIXGLASS 1000, 500 ml pack		1 Pc	33,60
	FXTNT01	TNT cloth, B400 H250, 50-sheet pack		1 Pc	55,92
	3MSGP	Silane glass primer 3M VHB, 1000 ml pack		1 Pc	174,92
	GM62	Balloon seal, for 6/8 mm glass, L2200	Transparent	1 Pc	21,84
	GM6225	Balloon seal, for 6/8 mm glass, L2500	Transparent	1 Pc	24,78
	GM6230	Balloon seal, for 6/8 mm glass, L3000	Transparent	1 Pc	28,80
	GM05	Balloon seal, for 6/8 mm glass, L2000	Transparent	1 Pc	19,82
	GM0522	Balloon seal, for 6/8 mm glass, L2200	Transparent	1 Pc	21,84
	GM052500	Balloon seal, for 6/8 mm glass, L2500	Transparent	1 Pc	24,78
	GM0530	Balloon seal, for 6/8 mm glass, L3000	Transparent	1 Pc	28,80
	GM58	90° strike jamb seal, for 6/8 mm glass, L2200	Transparent	1 Pc	17,88
	GM58NR	90° strike jamb seal, for 6/8 mm glass, L2200	Matt black	1 Pc	21,46
	GM5830	90° strike jamb seal, for 6/8 mm glass, L3000	Transparent	1 Pc	24,44
	GM01	Transparent H-shaped seal with strike jamb, for 6/8 mm glass, L2000	Transparent	1 Pc	22,40
	GM012200	Transparent H-shaped seal with strike jamb, for 6/8 mm glass, L2200	Transparent	1 Pc	24,66
	GM013000	Transparent H-shaped seal with strike jamb, for 6/8 mm glass, L3000	Transparent	1 Pc	32,50
	GM62SX	Left magnetic 45° seal with white magnet, for 6/8 mm glass, L2200	Transparent	1 Pc	36,78
	GM6230SX	Left magnetic 45° seal with white magnet, for 6/8 mm glass, L3000	Transparent	1 Pc	50,16
	GM62DX	Right magnetic 45° seal with white magnet, for 6/8 mm glass, L2200	Transparent	1 Pc	36,78
	GM6230DX	Right magnetic 45° seal with white magnet, for 6/8 mm glass, L3000	Transparent	1 Pc	50,16

SHOWERS

BALUSTRADES

OUTDOORS

INDOORS

SHOWERS

	Art.	Description	Finish	Qty	EURO
	GM12DX20	Right magnetic 45° seal with grey magnet, for 6/8 mm glass, L2000	Embossed	1 Pc	33,34
	GM12DX22	Right magnetic 45° seal with grey magnet, for 6/8 mm glass, L2200	Embossed	1 Pc	37,42
	GM12DX25	Right magnetic 45° seal with grey magnet, for 6/8 mm glass, L2500	Embossed	1 Pc	41,66
	GM12SX20	Left magnetic 45° seal with grey magnet, for 6/8 mm glass, L2000	Embossed	1 Pc	33,34
	GM12SX22	Left magnetic 45° seal with grey magnet, for 6/8 mm glass, L2200	Embossed	1 Pc	37,42
	GM12SX25	Left magnetic 45° seal with grey magnet, for 6/8 mm glass, L2500	Embossed	1 Pc	41,66
	GM66SX	Left magnetic in-line seal with white magnet, for 6/8 mm glass, L2000	Transparent	1 Pc	34,92
	GM6630SX	Left magnetic in-line seal with white magnet, for 6/8 mm glass, L2200	Transparent	1 Pc	47,60
	GM66DX	Right magnetic in-line seal with white magnet, for 6/8 mm glass, L2500	Transparent	1 Pc	34,92
	GM6630DX	Right magnetic in-line seal with white magnet, for 6/8 mm glass, L3000	Transparent	1 Pc	47,60
	GM11SX	Left magnetic in-line seal with black magnet, for 6/8 mm glass, L2000	Embossed	1 Pc	31,74
	GM11SX2500	Left magnetic in-line seal with black magnet, for 6/8 mm glass, L2200	Embossed	1 Pc	39,72
	GM11DX	Right magnetic in-line seal with black magnet, for 6/8 mm glass, L2500	Embossed	1 Pc	31,74
	GM11DX2500	Right magnetic in-line seal with black magnet, for 6/8 mm glass, L3000	Embossed	1 Pc	39,72
	GM13SX2200	Left magnetic 135° seal with white magnet, for 6/8 mm glass, L2200	Transparent	1 Pc	54,90
	GM13SX3000	Left magnetic 135° seal with white magnet, for 6/8 mm glass, L3000	Transparent	1 Pc	72,68
	GM13DX2200	Right magnetic 135° seal with white magnet, for 6/8 mm glass, L2200	Transparent	1 Pc	54,90
	GM13DX3000	Right magnetic 135° seal with white magnet, for 6/8 mm glass, L3000	Transparent	1 Pc	72,68
	GM0722	Seal with curved lip, for 6/8 mm glass, L2200	Transparent	1 Pc	17,94
	GM0725	Seal with curved lip, for 6/8 mm glass, L2500	Transparent	1 Pc	20,38
	GM073000	Seal with curved lip, for 6/8 mm glass, L3000	Transparent	1 Pc	24,44
	GM7222	Seal with straight lip, for 6/8 mm glass, L2200	Transparent	1 Pc	18,94
	GM7225	Seal with straight lip, for 6/8 mm glass, L2500	Transparent	1 Pc	21,50
	GM7230	Seal with straight lip, for 6/8 mm glass, L3000	Transparent	1 Pc	25,82
	GM7022	Seal with side lip, for 6/8 mm glass, L2200	Transparent	1 Pc	18,68
	GM7025	Seal with side lip, for 6/8 mm glass, L2500	Transparent	1 Pc	21,26
	GM7030	Seal with side lip, for 6/8 mm glass, L3000	Transparent	1 Pc	25,48
	GM702020	Seal with side lip, for 6/8 mm glass, L2000	Transparent	1 Pc	21,68
	GM702022	Seal with side lip, for 6/8 mm glass, L2200	Transparent	1 Pc	23,84
	GM702030	Seal with side lip, for 6/8 mm glass, L3000	Transparent	1 Pc	31,50
	GM8020	Seal with central lip, for 6/8 mm glass, L2000	Transparent	1 Pc	15,86
	GM8025	Seal with central lip, for 6/8 mm glass, L2500	Transparent	1 Pc	19,82
	GM6010	Water barrier and drip flap balloon seal, for 6/8 mm glass, L1000	Transparent	1 Pc	9,00
	GM6020	Water barrier and drip flap balloon seal, for 6/8 mm glass, L2000	Transparent	1 Pc	16,74
	GM6025	Water barrier and drip flap balloon seal, for 6/8 mm glass, L2500	Transparent	1 Pc	20,92
	GM6030	Water barrier and drip flap balloon seal, for 6/8 mm glass, L3000	Transparent	1 Pc	25,12
	GM5610	Seal with double lip water barrier and drip flap, for 6/8 mm glass, L1000	Transparent	1 Pc	9,00
	GM5620	Seal with double lip water barrier and drip flap, for 6/8 mm glass, L2000	Transparent	1 Pc	16,74
	GM5625	Seal with double lip water barrier and drip flap, for 6/8 mm glass, L2500	Transparent	1 Pc	20,92
	GM5630	Seal with double lip water barrier and drip flap, for 6/8 mm glass, L3000	Transparent	1 Pc	25,12

	Art.	Description	Finish	Qty	EURO
	GM5422	90° strike jamb seal, for 8/10 mm glass, L2200	Transparent	1 Pc	22,56
	GM5430	90° strike jamb seal, for 8/10 mm glass, L3000	Transparent	1 Pc	30,84
	GM1720SX	Left magnetic in-line seal, for 8/10 mm glass, L2200	Transparent	1 Pc	40,38
	GM1720DX	Right magnetic in-line seal, for 8/10 mm glass, L2200	Transparent	1 Pc	40,38
	GM17SX	Left magnetic in-line seal, for 8/10 mm glass, L2500	Transparent	1 Pc	45,84
	GM17DX	Right magnetic in-line seal, for 8/10 mm glass, L2500	Transparent	1 Pc	45,84
	GM1730SX	Left magnetic in-line seal, for 8/10 mm glass, L3000	Transparent	1 Pc	54,92
	GM1730DX	Right magnetic in-line seal, for 8/10 mm glass, L3000	Transparent	1 Pc	54,92
	GM1520SX	Left magnetic 45° seal, for 8/10 mm glass, L2200	Transparent	1 Pc	40,88
	GM1520SXNR	Left magnetic 45° seal, for 8/10 mm glass, L2200	Matt black	1 Pc	49,04
	GM1520DX	Right magnetic 45° seal, for 8/10 mm glass, L2200	Transparent	1 Pc	40,88
	GM1520DXNR	Right magnetic 45° seal, for 8/10 mm glass, L2200	Matt black	1 Pc	49,04
	GM15SX	Left magnetic 45° seal, for 8/10 mm glass, L2500	Transparent	1 Pc	46,44
	GM15DX	Right magnetic 45° seal, for 8/10 mm glass, L2500	Transparent	1 Pc	46,44
	GM1530SX	Left magnetic 45° seal, for 8/10 mm glass, L3000	Transparent	1 Pc	55,58
	GM1530DX	Right magnetic 45° seal, for 8/10 mm glass, L3000	Transparent	1 Pc	55,58
	GM06	Balloon seal, for 8/10 mm glass, L2000	Transparent	1 Pc	20,52
	GM0622	Balloon seal, for 8/10 mm glass, L2200	Transparent	1 Pc	22,56
	GM0622NR	Balloon seal, for 8/10 mm glass, L2200	Matt black	1 Pc	27,06
	GM0625	Balloon seal, for 8/10 mm glass, L2500	Transparent	1 Pc	25,66
	GM0625NR	Balloon seal, for 8/10 mm glass, L2500	Matt black	1 Pc	30,82
	GM063000	Balloon seal, for 8/10 mm glass, L3000	Transparent	1 Pc	29,72
	GM063000NR	Balloon seal, for 8/10 mm glass, L3000	Matt black	1 Pc	35,66
	GM014	Seal with long side lip, for 8/10 mm glass, L2000	Transparent	1 Pc	22,06
	GM01422	Seal with long side lip, for 8/10 mm glass, L2200	Transparent	1 Pc	24,38
	GM01422NR	Seal with long side lip, for 8/10 mm glass, L2200	Matt black	1 Pc	29,24
	GM01425	Seal with long side lip, for 8/10 mm glass, L2500	Transparent	1 Pc	26,70
	GM01425NR	Seal with long side lip, for 8/10 mm glass, L2500	Matt black	1 Pc	32,04
	GM0143000	Seal with long side lip, for 8/10 mm glass, L3000	Transparent	1 Pc	32,04
	GM0143000NR	Seal with long side lip, for 8/10 mm glass, L3000	Matt black	1 Pc	38,44
	GM01410	Seal with short side lip, for 8/10 mm glass, L2000	Transparent	1 Pc	20,88
	GM0141022	Seal with short side lip, for 8/10 mm glass, L2200	Transparent	1 Pc	22,96
	GM0141025	Seal with short side lip, for 8/10 mm glass, L2500	Transparent	1 Pc	26,10
	GM04	Seal with straight lip, for 8/10 mm glass, L2000	Transparent	1 Pc	20,28
	GM0422	Seal with straight lip, for 8/10 mm glass, L2200	Transparent	1 Pc	22,34
	GM0425	Seal with straight lip, for 8/10 mm glass, L2500	Transparent	1 Pc	25,36
	GM0430	Seal with straight lip, for 8/10 mm glass, L3000	Transparent	1 Pc	29,48
	GM0210	Water barrier lip seal with drip flap, for 8/10 mm glass, L1000	Transparent	1 Pc	12,06
	GM02	Water barrier lip seal with drip flap, for 8/10 mm glass, L2000	Transparent	1 Pc	22,44
	GM02NR	Water barrier lip seal with drip flap, for 8/10 mm glass, L2000	Matt black	1 Pc	26,92
	GM022500	Water barrier lip seal with drip flap, for 8/10 mm glass, L2500	Transparent	1 Pc	27,10
	GM022500NR	Water barrier lip seal with drip flap, for 8/10 mm glass, L2500	Matt black	1 Pc	32,56










SHOWERS












BALUSTRADES

OUTDOORS

INDOORS

SHOWERS

	Art.	Description	Finish	Qty	EURO
	GM40	Seal with side lip, for 10/12 mm glass, L2200	Transparent	1 Pc	20,28
	GM4025	Seal with side lip, for 10/12 mm glass, L2500	Transparent	1 Pc	21,84
	GM4030	Seal with side lip, for 10/12 mm glass, L3000	Transparent	1 Pc	26,82
	GM42	Balloon seal, for 10/12 mm glass, L2200	Transparent	1 Pc	19,82
	GM4225	Balloon seal, for 10/12 mm glass, L2500	Transparent	1 Pc	22,50
	GM4230	Balloon seal, for 10/12 mm glass, L3000	Transparent	1 Pc	26,12
	GM44	Seal with straight lip, for 10/12 mm glass, L2200	Transparent	1 Pc	18,96
	GM4425	Seal with straight lip, for 10/12 mm glass, L2500	Transparent	1 Pc	21,60
	GM4430	Seal with straight lip, for 10/12 mm glass, L3000	Transparent	1 Pc	25,92
	GM46	H-shaped seal with strike jamb, for 10/12 mm glass, L2200	Transparent	1 Pc	21,98
	GM4625	H-shaped seal with strike jamb, for 10/12 mm glass, L2500	Transparent	1 Pc	24,94
	GM4630	H-shaped seal with strike jamb, for 10/12 mm glass, L3000	Transparent	1 Pc	28,90
	GM50	90° strike jamb seal, for 10/12 mm glass, L2200	Transparent	1 Pc	20,06
	GM5030	90° strike jamb seal, for 10/12 mm glass, L3000	Transparent	1 Pc	26,46
	GM4810	Seal with double lip water barrier and drip flap, for 10/12 mm glass, L1000	Transparent	1 Pc	10,08
	GM4822	Seal with double lip water barrier and drip flap, for 10/12 mm glass, L2200	Transparent	1 Pc	20,60
	GM4825	Seal with double lip water barrier and drip flap, for 10/12 mm glass, L2500	Transparent	1 Pc	23,40
	GM4830	Seal with double lip water barrier and drip flap, for 10/12 mm glass, L3000	Transparent	1 Pc	27,14
	GM5210	Water barrier and drip flap balloon seal, for 10/12 mm glass, L1000	Transparent	1 Pc	10,08
	GM5222	Water barrier and drip flap balloon seal, for 10/12 mm glass, L2200	Transparent	1 Pc	20,60
	GM5225	Water barrier and drip flap balloon seal, for 10/12 mm glass, L2500	Transparent	1 Pc	23,40
	GM5230	Water barrier and drip flap balloon seal, for 10/12 mm glass, L3000	Transparent	1 Pc	27,14
	GMPINZ	Shears for cutting seals		1 Pc	161,28
	GMPINZ02	Shears with graduated base for cutting seals		1 Pc	216,34

	Art.	Description	Finish	Qty	EURO
	STOPVAPOR0	Demisting panel STOPVAPOR, B280 H280		1 Pc	52,52
	STOPVAPOR05	Demisting panel STOPVAPOR, B410 H280		1 Pc	61,32
	STOPVAPOR1	Demisting panel STOPVAPOR, B500 H500		1 Pc	90,60
	STOPVAPOR3	Demisting panel STOPVAPOR, B680 H580		1 Pc	103,98
	STOPVAPOR4	Demisting panel STOPVAPOR, B850 H580		1 Pc	112,44
	STOPVAPOR2	Demisting panel STOPVAPOR, B1010 H440		1 Pc	140,66
	STOPVAPOR12	Demisting panel STOPVAPOR, B1250 H280		1 Pc	101,86
	STOPVAPOR13	Demisting panel STOPVAPOR, B1380 H400		1 Pc	134,28
	STOPVAPOR17	Demisting panel STOPVAPOR, B1580 H400		1 Pc	154,06
	STOPVAPOR19	Demisting panel STOPVAPOR, B1550 H550		1 Pc	202,68
	PEL31	Protective adhesive film for mirrors, B1078 H0.13 L30.5 m		1 Pc	623,70
	ATEC5	Pair of eccentric fixing, B29 H10	White	1 Pc	13,72
	ATEC0	Pair of eccentric fixing, B29 H5	White	1 Pc	11,24
	MTS3000/97	Single mirror support profile, for 4/6 mm glass, L3000	Matt aluminium	1 Pc	67,50
	MTS3000KR/1	Single mirror support profile, for 4/6 mm glass, L2997	Chrome	1 Pc	191,14
	MTS10	Modular locking accessory	Grey	1 Pc	10,50
	MTS90	90° junction accessory	Grey	1 Pc	10,40
	SPE2397	Green plastic shims, B10 H7 L30	Green	1 Kg	15,64
	LR300	Mirrors anchoring plate, B200 H300		1 Pc	16,10
	LR320	Mirrors anchoring plate, B200 H200		1 Pc	13,38
	LR400	Mirrors anchoring plate, B120 H120		1 Pc	5,92
	LR500	Mirrors anchoring plate, B70 H70		1 Pc	3,64
	W61250/97	Profile for mirrors supporting, B11 H20 L2498	Matt aluminium	1 Pc	85,26
	W61500/97	Profile for mirrors supporting, B11 H20 L5000	Matt aluminium	1 Pc	143,08
	W61TSX/97	Cap for profiles W61 left	Matt aluminium	1 Pc	5,54
	W61TDX/97	Cap for profiles W61 right	Matt aluminium	1 Pc	5,54
	W63250/97	Profile for mirrors supporting, B13	Matt aluminium	1 Pc	82,98
	W63500/97	Profile for mirrors supporting	Matt aluminium	1 Pc	138,62
	W63TSX/97	Cap for profiles W63 left	Matt aluminium	1 Pc	5,54
	W63TDX/97	Cap for profiles W63 right	Matt aluminium	1 Pc	5,54








SHOWERS

BALUSTRADES

OUTDOORS

INDOORS

SHOWERS

	Art.	Description	Finish	Qty	EURO
	MIR20/1	4 mirror holders, for 6 mm glass, B20 H14	Chrome	1 Pc	40,38
	MIR25/1	4 mirror holders, for 6 mm glass, B25 H13	Chrome	1 Pc	48,10
	MIR30/1	Mirror holder, for 4/6 mm glass, B30 H12	Chrome	1 Pc	16,52
	MIR30/3	Mirror holder, for 4/6 mm glass, B30 H12	Brushed nickel	1 Pc	20,84
	MHAS01/1	Pair of tilting mirror holders, for 4/6 mm glass, B40 H59	Chrome	1 Pc	144,70
	GAN001/1	4 ESCO mirror holders, for 4/6 mm glass, B20 H28	Chrome	1 Pc	11,82
	GAN002/6/9	4 VITRUM mirror holders, for 4 mm glass, B25 H36	Matt black	1 Pc	11,82
	GAN003/6/9	4 VITRUM mirror holders, for 6 mm glass, B25 H36	Matt black	1 Pc	11,82
	CAN001/95	Corner brackets for mirrors, for 4 mm glass, B46 H46, pack of 100 pcs	Nickel-coated	1 Pc	109,92
	CAN002/95	Corner brackets for mirrors, for 4 mm glass, B31.5 H31.5, pack of 100 pcs	Nickel-coated	1 Pc	61,06
	SPECTOND1	Round concave 2X magnifying mirror, B200 H2		1 Pc	25,54
	SPECTOND2	Round concave 2X magnifying mirror, B250 H2		1 Pc	49,30
	SPECTOND3	Round concave 2X magnifying mirror, B300 H2		1 Pc	77,94

PRICE LIST ARRANGEMENT

- 1
- 2
- 3
- 4
- 5
- 6

Sliding showcases

Hinged showcases

Glass holders

Shelves

Rack profiles

ARRANGEMENT











BALUSTRADES















OUTDOORS

INDOORS

SHOWERS


ARRANGEMENT

	Art.	Description	Finish	Qty	EURO
	W.605.020.250/97	SUPRA upper double guide, B26 H15 L2497	Matt aluminium	1 Pc	97,60
	W.605.020.500/97	SUPRA upper double guide, B26 H15 L5000	Matt aluminium	1 Pc	167,78
	W.605.090.250/97	SUPRA lower double track, B18 H6.5 L2497	Matt aluminium	1 Pc	64,08
	W.605.090.500/97	SUPRA lower double track, B18 H6.5 L5000	Matt aluminium	1 Pc	100,78
	W.605.040.250/97	SUPRA glass holder profile, B11.5 H30 L2497	Matt aluminium	1 Pc	97,74
	W.605.040.500/97	SUPRA glass holder profile, B11.5 H30 L5000	Matt aluminium	1 Pc	168,10
	W.605.050	SUPRA carrier	Matt aluminium	1 Pc	13,04
	W.605.071/97	SUPRA glass holder end cap	Matt aluminium	1 Pc	5,32
	W.606.400	SUPRA tool for carriers assembly		1 Pc	71,88
	W.606.450/97	SUPRA drag handle	Matt aluminium	1 Pc	14,68
	W.606.320	Glass fitting gasket, 5 mm glass	Transparent	1 m	7,12
	W.606.310	Glass fitting gasket, 6 mm glass	Transparent	1 m	5,74
	W.606.620U/97	SECURA lock for SUPRA series single key	Matt aluminium	1 Pc	81,46
	W.606.620D/97	SECURA lock for SUPRA series different key	Matt aluminium	1 Pc	81,46
	W.606.640	Wrench for removing cylinder		1 Pc	21,06
	W.606.600/97	Adaptor for SECURA lock for SUPRA series	Matt aluminium	1 Pc	24,90
	W.606.350.250/97	Vertical dust-proof profile with brush, 6 mm glass, L2497	Matt aluminium	1 Pc	135,56
	W.606.350.500/97	Vertical dust-proof profile with brush, 6 mm glass, L5000	Matt aluminium	1 Pc	243,72
	W.606.360.250/97	Vertical dust-proof profile with brush, 8 mm glass, L2497	Matt aluminium	1 Pc	190,20
	W.606.360.500/97	Vertical dust-proof profile with brush, 8 mm glass, L5000	Matt aluminium	1 Pc	353,04
	W.606.420	SUPRA burglar-resistant accessory	Transparent	1 Pc	4,64
	W.606.220.250/97	SUPRA upper single guide, B12 H15 L2497	Matt aluminium	1 Pc	113,76
	W.606.220.500/97	SUPRA upper single guide, B12 H15 L5000	Matt aluminium	1 Pc	200,14
	W.606.290.250/97	SUPRA lower single track, B13 H6.5 L2497	Matt aluminium	1 Pc	69,52
	W.606.290.500/97	SUPRA lower single track, B13 H6.5 L5000	Matt aluminium	1 Pc	111,68


	Art.	Description	Finish	Qty	EURO
	W.606.110.250/97	SUPRA frame profile, B30 H16 L2497	Matt aluminium	1 Pc	78,82
	W.606.110.500/97	SUPRA frame profile, B30 H16 L5000	Matt aluminium	1 Pc	130,28
	W.606.100.250/97	Lower track for inserting into SUPRA frame profile, B26 H14.5 L2497	Matt aluminium	1 Pc	81,56
	W.606.100.500/97	Lower track for inserting into SUPRA frame profile, B26 H14.5 L5000	Matt aluminium	1 Pc	135,72
	W.606.120.250	SUPRA dust-proof protection profile, B28 H11 L2497	Transparent	1 Pc	63,30
	W.606.120.500	SUPRA dust-proof protection profile, B28 H11 L5000	Transparent	1 Pc	99,18
	W.610.020.250/97	ROBUSTUS upper double guide, B36 H20 L2497	Matt aluminium	1 Pc	173,54
	W.610.020.500/97	ROBUSTUS upper double guide, B36 H20 L5000	Matt aluminium	1 Pc	319,68
	W.610.090.250/97	ROBUSTUS lower double track, B24 H9.5 L2497	Matt aluminium	1 Pc	101,12
	W.610.090.500/97	ROBUSTUS lower double track, B24 H9.5 L5000	Matt aluminium	1 Pc	174,82
	W.610.040.250/97	ROBUSTUS glass holder profile, B16.5 H42 L2497	Matt aluminium	1 Pc	188,44
	W.610.040.500/97	ROBUSTUS glass holder profile, B16.5 H42 L5000	Matt aluminium	1 Pc	349,50
	W.610.050	ROBUSTUS carrier		1 Pc	36,24
	W.610.070/97	ROBUSTUS glass holder end cap	Matt aluminium	1 Pc	11,24
	W.610.400	ROBUSTUS tool for carriers assembly		1 Pc	91,48
	W.610.450/97	ROBUSTUS drag handle	Matt aluminium	1 Pc	64,66
	W.610.320	Glass fitting gasket, 10 mm glass	Transparent	1 m	12,02
	W.610.620U/97	SECURA lock for ROBUSTUS series single key	Matt aluminium	1 Pc	174,10
	W.610.620D/97	SECURA lock for ROBUSTUS series different key	Matt aluminium	1 Pc	174,10
	W.606.640	Wrench for removing cylinder		1 Pc	21,06
	W.610.600/97	Adaptor for SECURA lock for ROBUSTUS series	Matt aluminium	1 Pc	64,66
	W.610.370.250/97	Vertical dust-proof profile with brush, 10 mm glass, B14 H14.5 L2497	Matt aluminium	1 Pc	233,14
	W.610.370.500/97	Vertical dust-proof profile with brush, 10 mm glass, B14 H14.5 L5000	Matt aluminium	1 Pc	438,92
	W.610.420	ROBUSTUS burglar-resistant accessory	Transparent	1 Pc	8,56

ARRANGEMENT


BALUSTRADES

	Art.	Description	Finish	Qty	EURO
	053.3324.200/6	CLIPO 36 single track for flush mounting, B23.5 H18 L1997	Matt black	1 Pc	59,98
	053.3324.200/88	CLIPO 36 single track for flush mounting, B23.5 H18 L1997	Brushed steel effect alu.	1 Pc	59,36
	053.3324.200/97	CLIPO 36 single track for flush mounting, B23.5 H18 L1997	Matt aluminium	1 Pc	57,26
	053.3324.300/6	CLIPO 36 single track for flush mounting, B23.5 H18 L2998	Matt black	1 Pc	82,96
	053.3324.300/88	CLIPO 36 single track for flush mounting, B23.5 H18 L2998	Brushed steel effect alu.	1 Pc	82,04
	053.3324.300/97	CLIPO 36 single track for flush mounting, B23.5 H18 L2998	Matt aluminium	1 Pc	78,92
	053.3324.600/6	CLIPO 36 single track for flush mounting, B23.5 H18 L6000	Matt black	1 Pc	138,06
	053.3324.600/88	CLIPO 36 single track for flush mounting, B23.5 H18 L6000	Brushed steel effect alu.	1 Pc	136,14
	053.3324.600/97	CLIPO 36 single track for flush mounting, B23.5 H18 L6000	Matt aluminium	1 Pc	129,84

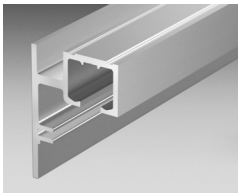
OUTDOORS

	053.3326.200/6	CLIPO 36 single track for ceiling mounting, B20 H18 L1997	Matt black	1 Pc	61,20
	053.3326.200/88	CLIPO 36 single track for ceiling mounting, B20 H18 L1997	Brushed steel effect alu.	1 Pc	60,52
	053.3326.200/97	CLIPO 36 single track for ceiling mounting, B20 H18 L1997	Matt aluminium	1 Pc	58,34
	053.3326.300/6	CLIPO 36 single track for ceiling mounting, B20 H18 L2998	Matt black	1 Pc	84,82
	053.3326.300/88	CLIPO 36 single track for ceiling mounting, B20 H18 L2998	Brushed steel effect alu.	1 Pc	83,80
	053.3326.300/97	CLIPO 36 single track for ceiling mounting, B20 H18 L2998	Matt aluminium	1 Pc	80,52
	053.3326.400/6	CLIPO 36 single track for ceiling mounting, B20 H18 L3998	Matt black	1 Pc	108,42
	053.3326.400/88	CLIPO 36 single track for ceiling mounting, B20 H18 L3998	Brushed steel effect alu.	1 Pc	107,06
	053.3326.400/97	CLIPO 36 single track for ceiling mounting, B20 H18 L3998	Matt aluminium	1 Pc	102,74
	053.3326.600/6	CLIPO 36 single track for ceiling mounting, B20 H18 L6000	Matt black	1 Pc	141,66
	053.3326.600/88	CLIPO 36 single track for ceiling mounting, B20 H18 L6000	Brushed steel effect alu.	1 Pc	139,64
	053.3326.600/97	CLIPO 36 single track for ceiling mounting, B20 H18 L6000	Matt aluminium	1 Pc	133,14










INDOORS

	053.3342.200/6	CLIPO 36 double track for flush mounting, B44.3 H18 L1997	Matt black	1 Pc	98,68
	053.3342.200/88	CLIPO 36 double track for flush mounting, B44.3 H18 L1997	Brushed steel effect alu.	1 Pc	95,92
	053.3342.200/97	CLIPO 36 double track for flush mounting, B44.3 H18 L1997	Matt aluminium	1 Pc	90,64
	053.3342.300/6	CLIPO 36 double track for flush mounting, B44.3 H18 L2998	Matt black	1 Pc	141,02
	053.3342.300/88	CLIPO 36 double track for flush mounting, B44.3 H18 L2998	Brushed steel effect alu.	1 Pc	136,90
	053.3342.300/97	CLIPO 36 double track for flush mounting, B44.3 H18 L2998	Matt aluminium	1 Pc	128,94
	053.3342.600/6	CLIPO 36 double track for flush mounting, B44.3 H18 L6000	Matt black	1 Pc	254,06
	053.3342.600/88	CLIPO 36 double track for flush mounting, B44.3 H18 L6000	Brushed steel effect alu.	1 Pc	245,90
	053.3342.600/97	CLIPO 36 double track for flush mounting, B44.3 H18 L6000	Matt aluminium	1 Pc	229,96

SHOWERS

	053.3338.200/6	CLIPO 36 single track wall or ceiling mounting, B33.6 H47.7 L1997	Matt black	1 Pc	106,00
	053.3338.200/88	CLIPO 36 single track wall or ceiling mounting, B33.6 H47.7 L1997	Brushed steel effect alu.	1 Pc	102,28
	053.3338.200/97	CLIPO 36 single track wall or ceiling mounting, B33.6 H47.7 L1997	Matt aluminium	1 Pc	95,16
	053.3338.300/6	CLIPO 36 single track wall or ceiling mounting, B33.6 H47.7 L2998	Matt black	1 Pc	152,02
	053.3338.300/88	CLIPO 36 single track wall or ceiling mounting, B33.6 H47.7 L2998	Brushed steel effect alu.	1 Pc	146,46
	053.3338.300/97	CLIPO 36 single track wall or ceiling mounting, B33.6 H47.7 L2998	Matt aluminium	1 Pc	135,72
	053.3338.400/6	CLIPO 36 single track wall or ceiling mounting, B33.6 H47.7 L3998	Matt black	1 Pc	198,02
	053.3338.400/88	CLIPO 36 single track wall or ceiling mounting, B33.6 H47.7 L3998	Brushed steel effect alu.	1 Pc	190,60
	053.3338.400/97	CLIPO 36 single track wall or ceiling mounting, B33.6 H47.7 L3998	Matt aluminium	1 Pc	176,30
	053.3338.600/6	CLIPO 36 single track wall or ceiling mounting, B33.6 H47.7 L6000	Matt black	1 Pc	276,08
	053.3338.600/88	CLIPO 36 single track wall or ceiling mounting, B33.6 H47.7 L6000	Brushed steel effect alu.	1 Pc	264,94
	053.3338.600/97	CLIPO 36 single track wall or ceiling mounting, B33.6 H47.7 L6000	Matt aluminium	1 Pc	243,52

ARRANGEMENT

	Art.	Description	Finish	Qty	EURO
	053.3072.100/6	CLIPO 36 glass holder profile, B12 H24 L996	Matt black	1 Pc	33,02
	053.3072.100/88	CLIPO 36 glass holder profile, B12 H24 L996	Brushed steel effect alu.	1 Pc	32,62
	053.3072.100/97	CLIPO 36 glass holder profile, B12 H24 L996	Matt aluminium	1 Pc	31,30
	053.3072.200/6	CLIPO 36 glass holder profile, B12 H24 L1997	Matt black	1 Pc	52,10
	053.3072.200/88	CLIPO 36 glass holder profile, B12 H24 L1997	Brushed steel effect alu.	1 Pc	51,30
	053.3072.200/97	CLIPO 36 glass holder profile, B12 H24 L1997	Matt aluminium	1 Pc	48,68
	053.3072.300/6	CLIPO 36 glass holder profile, B12 H24 L2998	Matt black	1 Pc	71,20
	053.3072.300/88	CLIPO 36 glass holder profile, B12 H24 L2998	Brushed steel effect alu.	1 Pc	69,96
	053.3072.300/97	CLIPO 36 glass holder profile, B12 H24 L2998	Matt aluminium	1 Pc	66,00
	053.3072.600/6	CLIPO 36 glass holder profile, B12 H24 L6000	Matt black	1 Pc	114,40
	053.3072.600/88	CLIPO 36 glass holder profile, B12 H24 L6000	Brushed steel effect alu.	1 Pc	111,96
	053.3072.600/97	CLIPO 36 glass holder profile, B12 H24 L6000	Matt aluminium	1 Pc	104,08
	053.3071.300/6	CLIPO 36 support profile for fixed glass, B9.5 H33 L3000	Matt black	1 Pc	38,96
	053.3071.300/88	CLIPO 36 support profile for fixed glass, B9.5 H33 L3000	Brushed steel effect alu.	1 Pc	38,12
	053.3071.300/97	CLIPO 36 support profile for fixed glass, B9.5 H33 L3000	Matt aluminium	1 Pc	35,46
	VIT965-3X8-ZN	Fixing screw for support profile for fixed glass		1 Pc	1,26
	053.3075.300/6	CLIPO 36 cover for track 053.3338, B2 H48 L3000	Matt black	1 Pc	45,82
	053.3075.300/88	CLIPO 36 cover for track 053.3338, B2 H48 L3000	Brushed steel effect alu.	1 Pc	44,86
	053.3075.300/97	CLIPO 36 cover for track 053.3338, B2 H48 L3000	Matt aluminium	1 Pc	41,72
	053.3361.072	CLIPO 36 GPPK sliding door panel kit, for 6/8 mm glass		1 Pc	139,42
	053.3361.071/3	CLIPO 36 GPK sliding door panel kit, 6/8 mm glass	Brushed nickel	1 Pc	147,20
	053.3361.071/97	CLIPO 36 GPK sliding door panel kit, 6/8 mm glass	Matt aluminium	1 Pc	156,14
	053.3361.071/R2	CLIPO 36 GPK sliding door panel kit, 6/8 mm glass	RAL9005 Matt black	1 Pc	151,96
	LMGF15/3	Floor guide for CLPO 36 GPK model, 6/8 mm glass, B15 H15 L23	Brushed nickel	1 Pc	35,12
	LMGF15/97	Floor guide for CLPO 36 GPK model, 6/8 mm glass, B15 H15 L23	Matt aluminium	1 Pc	44,06
	LMGF15/R2	Floor guide for CLPO 36 GPK model, 6/8 mm glass, B15 H15 L23	RAL9005 Matt black	1 Pc	39,88
	057.3159.071	2 CLIPO 36 soft closes, load up to 15 kg		1 Pc	133,88
	057.3159.072	2 CLIPO 36 soft closes, load up to 26 kg		1 Pc	130,54
	057.3159.073	2 CLIPO 36 soft closes, load up to 36 kg		1 Pc	129,50
	LM17019TP10/6	Cap for CLIPO 36 track 053.3326, B17 H19 L1	Matt black	1 Pc	18,88
	LM17019TP10/88	Cap for CLIPO 36 track 053.3326, B17 H19 L1	Brushed steel effect alu.	1 Pc	18,88
	LM17019TP10/97	Cap for CLIPO 36 track 053.3326, B17 H19 L1	Matt aluminium	1 Pc	16,76
	LM48035TP10/6	Cap for CLIPO 36 track 053.3338, B35 H48 L1	Matt black	1 Pc	19,40
	LM48035TP10/88	Cap for CLIPO 36 track 053.3338, B35 H48 L1	Brushed steel effect alu.	1 Pc	19,40
	LM48035TP10/97	Cap for CLIPO 36 track 053.3338, B35 H48 L1	Matt aluminium	1 Pc	17,32

ARRANGEMENT













BALUSTRADES






OUTDOORS

INDOORS

SHOWERS

ARRANGEMENT

	Art.	Description	Finish	Qty	EURO
	PV053000/6	Glass holder profile, 6/8 mm glass, B12 H27.5 L3000	Matt black	1 Pc	52,18
	PV053000/88	Glass holder profile, 6/8 mm glass, B12 H27.5 L3000	Brushed steel effect alu.	1 Pc	46,84
	PV053000/97	Glass holder profile, 6/8 mm glass, B12 H27.5 L3000	Matt aluminium	1 Pc	42,98
	G953000/6	Narrow upper guide, B20 H18 L3000	Matt black	1 Pc	38,00
	G953000/88	Narrow upper guide, B20 H18 L3000	Brushed steel effect alu.	1 Pc	34,08
	G953000/97	Narrow upper guide, B20 H18 L3000	Matt aluminium	1 Pc	31,28
	G933000/6	Upper guide, B25.4 H18 L3000	Matt black	1 Pc	50,22
	G933000/88	Upper guide, B25.4 H18 L3000	Brushed steel effect alu.	1 Pc	47,70
	G933000/97	Upper guide, B25.4 H18 L3000	Matt aluminium	1 Pc	43,94
	B273000/6	Lower track, B20 H9 L3000	Matt black	1 Pc	40,04
	B273000/88	Lower track, B20 H9 L3000	Brushed steel effect alu.	1 Pc	35,26
	B273000/97	Lower track, B20 H9 L3000	Matt aluminium	1 Pc	32,34
	CUSC006/97	Open carrier	Matt aluminium	1 Pc	6,28
	CUSC007/97	Closed carrier	Matt aluminium	1 Pc	6,28
	SER004U/1	Rack lock single key, 4/8 mm glass	Chrome	1 Pc	14,44
	SER23SX/6	Lock for sliding PV profile left single key	Matt black	1 Pc	35,12
	SER23SX/95	Lock for sliding PV profile left single key	Nickel-coated	1 Pc	29,96
	SER23SX/97	Lock for sliding PV profile left single key	Matt aluminium	1 Pc	35,12
	SER23DX/6	Lock for sliding PV profile right single key	Matt black	1 Pc	35,12
	SER23DX/95	Lock for sliding PV profile right single key	Nickel-coated	1 Pc	29,96
	SER23DX/97	Lock for sliding PV profile right single key	Matt aluminium	1 Pc	35,12
	SERKYR31/1	Lock for sliding showcases single key, 5/6 mm glass	Chrome	1 Pc	24,12
	SERKYR30/1	Lock for sliding showcases single key	Chrome	1 Pc	20,16
	SER007/1	Lock for sliding showcases single key, 4/10 mm glass	Chrome	1 Pc	37,90
	SER006/95	Lock for sliding showcases single key, 5/6 mm glass	Nickel-coated	1 Pc	29,70

	Art.	Description	Finish	Qty	EURO
	SVL2/9	Wood/glass hinge, 6/10 mm glass, B16 L30	Machining steel (CNC)	1 Pc	43,56
	SVL14/9	Wood/glass hinge, 6/10 mm glass, B16 L55	Machining steel (CNC)	1 Pc	69,02
	SW1/9	Glass/glass hinge, B16 L33	Machining steel (CNC)	1 Pc	64,04
	SW16/9	Glass/glass hinge, B16 L58	Machining steel (CNC)	1 Pc	89,24
	SVL7/9	Wood/glass hinge, 6/10 mm glass, B20 L40	Machining steel (CNC)	1 Pc	47,00
	SVL70/9	Wood/glass hinge, 6/10 mm glass, B20 L75	Machining steel (CNC)	1 Pc	74,16
	SWV5/9	Glass/glass hinge, B20 L41	Machining steel (CNC)	1 Pc	62,38
	SWV72/9	Glass/glass hinge, B20 L76	Machining steel (CNC)	1 Pc	90,10
	ANG316/8	3-way angular fixing, 6/10 mm glass, B16 L38	Brushed steel	1 Pc	81,64
	ANG320/8	3-way angular fixing, 6/10 mm glass, B20 L38	Brushed steel	1 Pc	85,48
	ANG216/8	90° angular fixing, 6/10 mm glass, B16 L38	Brushed steel	1 Pc	47,72
	ANG220/8	90° angular fixing, 6/10 mm glass, B20 L38	Brushed steel	1 Pc	52,44
	REG116/9	Single shelf support for glass fixing, 6/10 mm glass, B16 L14	Machining steel (CNC)	1 Pc	26,98
	REG120/9	Single shelf support for glass fixing, 6/10 mm glass, B20 L14	Machining steel (CNC)	1 Pc	27,84
	REG150/9	Double shelf support for glass fixing, 6/10 mm glass, B18 L14	Machining steel (CNC)	1 Pc	27,46

ARRANGEMENT









BALUSTRADES

OUTDOORS

INDOORS

SHOWERS

ARRANGEMENT





	Art.	Description	Finish	Qty	EURO
	CERBIL80SX/1	Wood/glass left pivot hinge, 8/10 mm glass, B80 H50	Chrome	1 Pc	78,22
	CERBIL80SX/3	Wood/glass left pivot hinge, 8/10 mm glass, B80 H50	Brushed nickel	1 Pc	84,52
	CERBIL80DX/1	Wood/glass right pivot hinge, 8/10 mm glass, B80 H50	Chrome	1 Pc	78,22
	CERBIL80DX/3	Wood/glass right pivot hinge, 8/10 mm glass, B80 H50	Brushed nickel	1 Pc	84,52
	CERBIL55SX/1	Wood/glass left pivot hinge, 6/8 mm glass, B55 H30	Chrome	1 Pc	47,72
	CERBIL55SX/2	Wood/glass left pivot hinge, 6/8 mm glass, B55 H30	Gold	1 Pc	100,40
	CERBIL55SX/3	Wood/glass left pivot hinge, 6/8 mm glass, B55 H30	Brushed nickel	1 Pc	52,44
	CERBIL55DX/1	Wood/glass right pivot hinge, 6/8 mm glass, B55 H30	Chrome	1 Pc	47,72
	CERBIL55DX/2	Wood/glass right pivot hinge, 6/8 mm glass, B55 H30	Gold	1 Pc	100,40
	CERBIL55DX/3	Wood/glass right pivot hinge, 6/8 mm glass, B55 H30	Brushed nickel	1 Pc	52,44
	SERMAXU/1	Squared lock single key, 6/10 mm glass, B50 H45	Chrome	1 Pc	84,40
	SERMAXU/2	Squared lock single key, 6/10 mm glass, B50 H45	Gold	1 Pc	102,26
	SERMAXU/4	Squared lock single key, 6/10 mm glass, B50 H45	Bronze	1 Pc	100,32
	SERMAXU/24	Squared lock single key, 6/10 mm glass, B50 H45	Brushed steel effect	1 Pc	82,90
	SERMAXD/1	Squared lock different key, 6/10 mm glass, B50 H45	Chrome	1 Pc	87,36
	SERMAXD/2	Squared lock different key, 6/10 mm glass, B50 H45	Gold	1 Pc	104,78
	SERMAXD/4	Squared lock different key, 6/10 mm glass, B50 H45	Bronze	1 Pc	100,32
	SERMAXD/24	Squared lock different key, 6/10 mm glass, B50 H45	Brushed steel effect	1 Pc	87,36
	CER305PA6/1	Wood/glass pivot hinge, 6 mm glass, B67 H35	Chrome	1 Pc	26,16
	CER305PA6/94	Wood/glass pivot hinge, 6 mm glass, B67 H35	Brushed chrome	1 Pc	28,80
	CE305PG10/1	Wood/glass pivot hinge, 10 mm glass, B67 H35	Chrome	1 Pc	34,04
	CE305PG10/94	Wood/glass pivot hinge, 10 mm glass, B67 H35	Brushed chrome	1 Pc	28,80
	CER305PB/1	Wood/glass pivot hinge, 6 mm glass, B56 H26	Chrome	1 Pc	24,28
	CER305PB/94	Wood/glass pivot hinge, 6 mm glass, B56 H26	Brushed chrome	1 Pc	26,96
	CERBUS/9	Steel bushing for CER305	Machining steel (CNC)	1 Pc	7,18
	SERMAX20U/1	Rounded lock single key	Chrome	1 Pc	92,60
	SERMAX20U/2	Rounded lock single key	Gold	1 Pc	108,94
	SERMAX20U/4	Rounded lock single key	Bronze	1 Pc	99,26
	SERMAX20U/24	Rounded lock single key	Brushed steel effect	1 Pc	92,60
	SERMAX20D/1	Rounded lock different key	Chrome	1 Pc	92,60
	SERMAX20D/2	Rounded lock different key	Gold	1 Pc	108,94
	SERMAX20D/4	Rounded lock different key	Bronze	1 Pc	99,26
	SERMAX20D/24	Rounded lock different key	Brushed steel effect	1 Pc	92,60
	SER020U/1	Lock single key, 4/10 mm glass, B42 H30	Chrome	1 Pc	31,16
	SER020U/2	Lock single key, 4/10 mm glass, B42 H30	Gold	1 Pc	49,40
	SER020U/3	Lock single key, 4/10 mm glass, B42 H30	Brushed nickel	1 Pc	36,28
	SER020D/1	Lock different key, 4/10 mm glass, B42 H30	Chrome	1 Pc	31,16
	SER020D/2	Lock different key, 4/10 mm glass, B42 H30	Gold	1 Pc	49,40
	SER020D/3	Lock different key, 4/10 mm glass, B42 H30	Brushed nickel	1 Pc	36,28
	SER021/1	Glass strike plate for SER020, 4/8 mm glass, B42 H30	Chrome	1 Pc	19,10
	SER021/2	Glass strike plate for SER020, 4/8 mm glass, B42 H30	Gold	1 Pc	35,92
	SER021/3	Glass strike plate for SER020, 4/8 mm glass, B42 H30	Brushed nickel	1 Pc	24,12

	Art.	Description	Finish	Qty	EURO
	CER560/1	Wood/glass pivot hinge, ≤ 6 mm glass, B40 H15	Chrome	1 Pc	3,56
	CER560/6	Wood/glass pivot hinge, ≤ 6 mm glass, B40 H15	Matt black	1 Pc	3,38
	CER1173/1	Wood/glass pivot hinge, 6 mm glass, B38 H24	Chrome	1 Pc	14,32
	CER1173/3	Wood/glass pivot hinge, 6 mm glass, B38 H24	Brushed nickel	1 Pc	14,32
	MINIHINGE10/1	Wall/glass square snap-on side hinge, 6/8 mm glass, B35 H45	Chrome	1 Pc	56,24
	MINIHINGE10/2	Wall/glass square snap-on side hinge, 6/8 mm glass, B35 H45	Gold	1 Pc	122,66
	MINIHINGE10/24	Wall/glass square snap-on side hinge, 6/8 mm glass, B35 H45	Brushed steel effect	1 Pc	58,44
	MINIHINGE90/1	Glass/glass square snap-on 90° hinge, 6/8 mm glass, B35 H45	Chrome	1 Pc	73,20
	MINIHINGE90/2	Glass/glass square snap-on 90° hinge, 6/8 mm glass, B35 H45	Gold	1 Pc	156,28
	MINIHINGE90/24	Glass/glass square snap-on 90° hinge, 6/8 mm glass, B35 H45	Brushed steel effect	1 Pc	76,04
	MINIHINGE20/1	Wall/glass rounded snap-on side hinge, 6/8 mm glass, B35 H45	Chrome	1 Pc	62,92
	MINIHINGE20/2	Wall/glass rounded snap-on side hinge, 6/8 mm glass, B35 H45	Gold	1 Pc	131,36
	MINIHINGE20/24	Wall/glass rounded snap-on side hinge, 6/8 mm glass, B35 H45	Brushed steel effect	1 Pc	66,28
	MINIHINGE100/1	Glass/glass rounded snap-on 90° hinge, 6/8 mm glass, B35 H45	Chrome	1 Pc	81,84
	MINIHINGE100/2	Glass/glass rounded snap-on 90° hinge, 6/8 mm glass, B35 H45	Gold	1 Pc	166,58
	MINIHINGE100/24	Glass/glass rounded snap-on 90° hinge, 6/8 mm glass, B35 H45	Brushed steel effect	1 Pc	85,00
	CER336L/3	Wood/glass snap hinge, 5/8 mm glass, B24 H55	Brushed nickel	1 Pc	49,50
	CER336L/6	Wood/glass snap hinge, 5/8 mm glass, B24 H55	Matt black	1 Pc	56,76
	CER336/3	Glass/glass snap hinge, 5/8 mm glass, B24 H55	Brushed nickel	1 Pc	70,44
	CER336/6	Glass/glass snap hinge, 5/8 mm glass, B24 H55	Matt black	1 Pc	81,10
	CER2660/3	Wood/glass snap hinge, 4/8 mm glass, B24 H56	Brushed nickel	1 Pc	39,08
	CER2660/6	Wood/glass snap hinge, 4/8 mm glass, B24 H56	Matt black	1 Pc	44,60
	CER217/1	Wall/glass snap hinge, 4/6 mm glass, B31	Chrome	1 Pc	13,86
	CER217/92	Wall/glass snap hinge, 4/6 mm glass, B31	Matt nickel	1 Pc	13,78
	CER200/1	Wall/glass overlap snap hinge, 4/6 mm glass, B31	Chrome	1 Pc	15,16
	CER200/92	Wall/glass overlap snap hinge, 4/6 mm glass, B31	Matt nickel	1 Pc	15,10


ARRANGEMENT

BALUSTRADES

OUTDOORS


	Art.	Description	Finish	Qty	EURO
	CER1024/1	Wall/glass snap hinge, 4/5 mm glass, B62 H31	Chrome	1 Pc	21,68
	CER1024/2	Wall/glass snap hinge, 4/5 mm glass, B62 H31	Gold	1 Pc	23,54
	CER1024/3	Wall/glass snap hinge, 4/5 mm glass, B62 H31	Brushed nickel	1 Pc	22,44
	CER1024/99	Wall/glass snap hinge, 4/5 mm glass, B62 H31	Brushed gold	1 Pc	23,56
	CER1025/1	Wall/glass overlap snap hinge, 4/5 mm glass, B59 H31	Chrome	1 Pc	21,68
	CER1025/2	Wall/glass overlap snap hinge, 4/5 mm glass, B59 H31	Gold	1 Pc	23,56
	CER1025/3	Wall/glass overlap snap hinge, 4/5 mm glass, B59 H31	Brushed nickel	1 Pc	22,44
	CER1025/99	Wall/glass overlap snap hinge, 4/5 mm glass, B59 H31	Brushed gold	1 Pc	23,56
	CER1027/1	Wall/glass snap hinge, 4/5 mm glass, B58 H27	Chrome	1 Pc	19,96
	CER1027/3	Wall/glass snap hinge, 4/5 mm glass, B58 H27	Brushed nickel	1 Pc	20,90
	CER1028/1	Wall/glass overlap snap hinge, 4/5 mm glass, B55 H27	Chrome	1 Pc	19,96
	CER1028/3	Wall/glass overlap snap hinge, 4/5 mm glass, B55 H27	Brushed nickel	1 Pc	20,90
	CER1092/1	Wall/glass overlap snap hinge, 4 mm glass, B60 H30	Chrome	1 Pc	20,48
	CER1092/3	Wall/glass overlap snap hinge, 4 mm glass, B60 H30	Brushed nickel	1 Pc	20,48


INDOORS

	CERS401/1	Pair of wood/glass and glass/glass snap hinges, 4/6.7 mm glass, B44 H30	Chrome	1 Pc	42,10
	CERS401/65	Pair of wood/glass and glass/glass snap hinges, 4/6.7 mm glass, B44 H30	Matt black	1 Pc	50,44
	CERS401/97	Pair of wood/glass and glass/glass snap hinges, 4/6.7 mm glass, B44 H30	Matt aluminium	1 Pc	51,62


SHOWERS


	CERS403/1	Pair of wood/glass snap hinges, 4/6 mm glass, B40 H30	Chrome	1 Pc	26,10
	CERS403/65	Pair of wood/glass snap hinges, 4/6 mm glass, B40 H30	Matt black	1 Pc	24,44
	CERS403/97	Pair of wood/glass snap hinges, 4/6 mm glass, B40 H30	Matt aluminium	1 Pc	30,70


	CERS405/1	Wood/glass reinforcing snap hinge for CERS403, 4/6 mm glass, B40 H30	Chrome	1 Pc	14,12
	CERS405/65	Wood/glass reinforcing snap hinge for CERS403, 4/6 mm glass, B40 H30	Matt black	1 Pc	13,58
	CERS405/97	Wood/glass reinforcing snap hinge for CERS403, 4/6 mm glass, B40 H30	Matt aluminium	1 Pc	16,14






	CERS407/1	Pair of wood/glass snap hinge for narrow jambs, 4/6 mm glass, B43 H30	Chrome	1 Pc	25,02
	CERS407/65	Pair of wood/glass snap hinge for narrow jambs, 4/6 mm glass, B43 H30	Matt black	1 Pc	29,92
	CERS407/97	Pair of wood/glass snap hinge for narrow jambs, 4/6 mm glass, B43 H30	Matt aluminium	1 Pc	31,26

ARRANGEMENT

	MANS501/1	Handle, 4/6 mm glass, B34 H26	Chrome	1 Pc	8,80
	MANS501/65	Handle, 4/6 mm glass, B34 H26	Matt black	1 Pc	8,80
	MANS501/97	Handle, 4/6 mm glass, B34 H26	Matt aluminium	1 Pc	11,12

	SERS401/1	Lock for single door different key, 4/6 mm glass, B40 H30	Chrome	1 Pc	17,52
	SERS401/65	Lock for single door different key, 4/6 mm glass, B40 H30	Matt black	1 Pc	15,96
	SERS401/97	Lock for single door different key, 4/6 mm glass, B40 H30	Matt aluminium	1 Pc	20,74

	SERS403/1	Lock for double door different key, 4/6 mm glass, B42 H40	Chrome	1 Pc	18,38
	SERS403/65	Lock for double door different key, 4/6 mm glass, B42 H40	Matt black	1 Pc	17,12
	SERS403/97	Lock for double door different key, 4/6 mm glass, B42 H40	Matt aluminium	1 Pc	22,56

	Art.	Description	Finish	Qty	EURO
	CER630/1	Wall/glass snap hinge, ≤ 6 mm glass, B40 H30	Chrome	1 Pc	14,76
	CER650/1	Wall/glass overlap snap hinge, ≤ 6 mm glass, B42 H30	Chrome	1 Pc	23,38
	CER670/1	Wall/glass reinforcing snap hinge for CER630, ≤ 6 mm glass, B40 H30	Chrome	1 Pc	12,80
	CER1174/1	Wall/glass snap hinge, ≤ 6 mm glass, B38 H25	Chrome	1 Pc	19,26
	CER1174/3	Wall/glass snap hinge, ≤ 6 mm glass, B38 H25	Brushed nickel	1 Pc	20,10
	CER50/1	Wood/glass rounded hinge, 6/10 mm glass, B55 H40	Chrome	1 Pc	55,58
	CER50/3	Wood/glass rounded hinge, 6/10 mm glass, B55 H40	Brushed nickel	1 Pc	62,32
	CER100/1	Glass/glass rounded hinge, 6/10 mm glass, B102 H40	Chrome	1 Pc	69,38
	CER100/3	Glass/glass rounded hinge, 6/10 mm glass, B102 H40	Brushed nickel	1 Pc	78,50
	CER50SQ/1	Wood/glass squared hinge, 6/10 mm glass, B55 H50	Chrome	1 Pc	88,42
	CER50SQ/3	Wood/glass squared hinge, 6/10 mm glass, B55 H50	Brushed nickel	1 Pc	99,26
	CER100SQ/1	Glass/glass squared hinge, 6/10 mm glass, B102 H50	Chrome	1 Pc	106,70
	CER100SQ/3	Glass/glass squared hinge, 6/10 mm glass, B102 H50	Brushed nickel	1 Pc	121,84
	CER305B/3	Wood/glass hinge, 6 mm glass, B42 H40	Brushed nickel	1 Pc	28,60
	CER755/1	Wood/glass hinge, 6/10 mm glass, B43 H40	Chrome	1 Pc	34,50
	CER755/3	Wood/glass hinge, 6/10 mm glass, B43 H40	Brushed nickel	1 Pc	35,54
	CER751/1	Glass/glass hinge, 6/10 mm glass, B43 H40	Chrome	1 Pc	49,00
	CER751/3	Glass/glass hinge, 6/10 mm glass, B43 H40	Brushed nickel	1 Pc	54,92

ARRANGEMENT












BALUSTRADES

OUTDOORS

INDOORS

SHOWERS

ARRANGEMENT

	Art.	Description	Finish	Qty	EURO
	SERLT12/8	Cylindrical lock single key, 6/12 mm glass, B28 H70	Brushed steel	1 Pc	115,10
	SER001U/95	Lock single key, ≤ 8 mm glass	Nickel-coated	1 Pc	20,32
	SER001D/95	Lock different key, ≤ 8 mm glass	Nickel-coated	1 Pc	19,52
	SER011U/95	Lock with backplate single key, ≤ 8 mm glass	Nickel-coated	1 Pc	23,90
	SER011D/95	Lock with backplate different key, ≤ 8 mm glass	Nickel-coated	1 Pc	23,00
	SER013U/95	Double lock with backplate single key, ≤ 8 mm glass	Nickel-coated	1 Pc	26,24
	SER013D/95	Double lock with backplate different key, ≤ 8 mm glass	Nickel-coated	1 Pc	25,58
	SERF3/95	Latch for locks SER001, SER011 and SER013	Nickel-coated	1 Pc	1,10
	SER690U/7	Lock single key, 6/10 mm glass	Matt chrome	1 Pc	48,78
	SER690D/7	Lock different key, 6/10 mm glass	Matt chrome	1 Pc	48,78
	SER022U/1	Lock single key, 4/6 mm glass	Chrome	1 Pc	43,86
	SER022U/3	Lock single key, 4/6 mm glass	Brushed nickel	1 Pc	41,08
	SERF2/95	Stop for locks SER690 and SER022U	Nickel-coated	1 Pc	3,20
	SER012U/95	Lock single key, 4/6 mm glass	Nickel-coated	1 Pc	38,98
	SERF1/6	Stop for lock SER012U	Matt black	1 Pc	0,62
	SER810/8	Lock single key without holes in the glass, 8/10 mm glass	Brushed steel	1 Pc	79,58

	Art.	Description	Finish	Qty	EURO
	SER015U/95	Lock single key without holes in the glass, 4/6 mm glass	Nickel-coated	1 Pc	41,32
	SER016/95	Glass strike plate for SER015U without holes in the glass, 4/6 mm glass	Nickel-coated	1 Pc	20,84
	SER71G1U/7	Lock single key without holes in the glass, 6/7 mm glass	Matt chrome	1 Pc	24,54
	SER71G1D/7	Lock different key without holes in the glass, 6/7 mm glass	Matt chrome	1 Pc	21,72
	SER76G4U/7	Lock single key without holes in the glass for double door, 6/7 mm glass	Matt chrome	1 Pc	30,10
	SER76G4D/7	Lock different key without holes in the glass for double door, 6/7 mm glass	Matt chrome	1 Pc	27,44
	SER024U/1	Lock single key without holes in the glass, 6/8 mm glass	Chrome	1 Pc	14,44
	SER024D/1	Lock different key without holes in the glass, 6/8 mm glass	Chrome	1 Pc	14,44
	CAL001/6	Single push-open magnet	Matt black	1 Pc	4,56
	CAL002/6	Double push-open magnet	Matt black	1 Pc	7,78
	CAL003/1	Counterplate for push-open magnet, ≤ 6 mm glass	Chrome	1 Pc	4,44
	CAL003/3	Counterplate for push-open magnet, ≤ 6 mm glass	Brushed nickel	1 Pc	6,54
	CAL004/6	Counterplate for push-open magnet, ≤ 6 mm glass	Matt black	1 Pc	3,30
	MTET216/1	2-way 90° Tetris connector, B48 H48	Chrome	1 Pc	26,70
	MTET216/3	2-way 90° Tetris connector, B48 H48	Brushed nickel	1 Pc	29,28
	MTET21615/1	2-way 90° Tetris connector with COFIS15, B48 H48	Chrome	1 Pc	68,24
	MTET21615/3	2-way 90° Tetris connector with COFIS15, B48 H48	Brushed nickel	1 Pc	70,34
	MTET316/1	3-way Tetris connector, B48 H48	Chrome	1 Pc	51,56
	MTET316/3	3-way Tetris connector, B48 H48	Brushed nickel	1 Pc	57,58
	MTET31615/1	3-way Tetris connector with COFIS15, B48 H48	Chrome	1 Pc	113,36
	MTET31615/3	3-way Tetris connector with COFIS15, B48 H48	Brushed nickel	1 Pc	116,98
	CUB001	1-way plexiglass fixing cube with screw, B20 H20	Transparent	1 Pc	6,58
	CUB002	2-way 90° plexiglass fixing cube with screw, B20 H20	Transparent	1 Pc	7,68
	CUB003	3-way plexiglass fixing cube with screw, B20 H20	Transparent	1 Pc	9,18
	CUB004	1-way plexiglass fixing cube with screw, B25 H25	Transparent	1 Pc	9,44
	CUB005	2-way 90° plexiglass fixing cube with screw, B25 H25	Transparent	1 Pc	10,08
	CUB006	3-way plexiglass fixing cube with screw, B25 H25	Transparent	1 Pc	10,86
	CUB007/95	Screw for plexiglass fixing cube, L18 M6	Nickel-coated	1 Pc	0,96

ARRANGEMENT












BALUSTRADES

OUTDOORS

INDOORS

SHOWERS

ARRANGEMENT

	Art.	Description	Finish	Qty	EURO
	ANG001/1	2-way 90° flat connector with screws, B35 H35	Chrome	1 Pc	5,36
	ANG002/1	3-way flat connector with screws, B35 H35	Chrome	1 Pc	6,52
	ANG003/1	2-way 90° round connector with screws, B37 H37	Chrome	1 Pc	13,26
	ANG004/1	3-way round connector with screws, B37 H37	Chrome	1 Pc	17,54
	REG001T/93	Wood shelf support with through hole, B15 H18	Brass coated	1 Pc	5,06
	REG001T/95	Wood shelf support with through hole, B15 H18	Nickel-coated	1 Pc	2,86
	REG001N/93	Wood shelf support with through hole, B15 H18	Brass coated	1 Pc	5,06
	REG001N/95	Wood shelf support with through hole, B15 H18	Nickel-coated	1 Pc	2,86
	REG002T/93	Glass shelf support, B15 H18	Brass coated	1 Pc	6,42
	REG002T/95	Glass shelf support, B15 H18	Nickel-coated	1 Pc	3,60
	REG002N/93	Glass shelf support, B15 H18	Brass coated	1 Pc	6,42
	REG002N/95	Glass shelf support, B15 H18	Nickel-coated	1 Pc	3,60
	REG003T/93	Double shelf support, B15 H18	Brass coated	1 Pc	12,80
	REG003T/95	Double shelf support, B15 H18	Nickel-coated	1 Pc	7,04
	REG003N/93	Double shelf support, B15 H18	Brass coated	1 Pc	12,80
	REG003N/95	Double shelf support, B15 H18	Nickel-coated	1 Pc	7,04
	MRV25E/1	Glass eccentric shelf support, B20 H25	Chrome	1 Pc	20,50
	MRV25E/2	Glass eccentric shelf support, B20 H25	Gold	1 Pc	25,82
	MRV25E/3	Glass eccentric shelf support, B20 H25	Brushed nickel	1 Pc	24,16
	MRV16/1	Glass shelf support with through hole, B16 H25	Chrome	1 Pc	17,10
	MRV16/2	Glass shelf support with through hole, B16 H25	Gold	1 Pc	22,80
	MRV16/3	Glass shelf support with through hole, B16 H25	Brushed nickel	1 Pc	18,60
	MR185/1	Wood eccentric shelf support, B20 H25	Chrome	1 Pc	13,14
	MR185/2	Wood eccentric shelf support, B20 H25	Gold	1 Pc	16,36
	MR185/3	Wood eccentric shelf support, B20 H25	Brushed nickel	1 Pc	15,26
	MR181/1	Wood shelf support with through hole, B20 H30	Chrome	1 Pc	8,84
	MR181/2	Wood shelf support with through hole, B20 H30	Gold	1 Pc	14,00
	MR181/3	Wood shelf support with through hole, B20 H30	Brushed nickel	1 Pc	12,30
	MR188/1	Wood shelf support with through hole, B16 H25	Chrome	1 Pc	8,04
	MR188/2	Wood shelf support with through hole, B16 H25	Gold	1 Pc	13,18
	MR188/3	Wood shelf support with through hole, B16 H25	Brushed nickel	1 Pc	10,18
	MR186/1	Wood shelf support, B12 H18	Chrome	1 Pc	8,04
	MR186/2	Wood shelf support, B12 H18	Gold	1 Pc	10,78
	MR186/3	Wood shelf support, B12 H18	Brushed nickel	1 Pc	10,18
	REG520/95	Shelf support with stop, 6/10 mm glass, B19 H22	Nickel-coated	1 Pc	5,58
	REG540/95	Shelf support with stop, 8/12 mm glass, B19 H22	Nickel-coated	1 Pc	5,32
	REGDUO/95	Duo rounded shelf support, B27 H21	Nickel-coated	1 Pc	2,36

	Art.	Description	Finish	Qty	EURO
	CERUV40LG/8	Pair of wood/glass pivot hinges UV, 4/10 mm glass, B20 H27	Brushed steel	1 Pc	105,98
	CERUV40LG/15	Pair of wood/glass pivot hinges UV, 4/10 mm glass, B20 H27	Polished steel	1 Pc	105,98
	CERUV40/8	Pair of glass/glass pivot hinges UV, 4/10 mm glass, B20 H27	Brushed steel	1 Pc	98,56
	CERUV40/15	Pair of glass/glass pivot hinges UV, 4/10 mm glass, B20 H27	Polished steel	1 Pc	98,56
	SERUV40LGU/8	Wood/glass lock single door UV, single key, 4/10 mm glass, B20 H28	Brushed steel	1 Pc	126,10
	SERUV40LGU/15	Wood/glass lock single door UV, single key, 4/10 mm glass, B20 H28	Polished steel	1 Pc	126,10
	SERUV40U/8	Glass/glass lock single door UV, single key, 4/10 mm glass, B20 H28	Brushed steel	1 Pc	122,36
	SERUV40U/15	Glass/glass lock single door UV, single key, 4/10 mm glass, B20 H28	Polished steel	1 Pc	122,36
	FXGAB14/8	Mounting jig CERUV40-SERUV40	Brushed steel	1 Pc	39,82
	CERUV35LG/9	Pair of wood/glass pivot hinges UV, ≤ 12 mm glass, B30 H31	Machining steel (CNC)	1 Pc	140,76
	CERUV25LG/9	Pair of wood/glass pivot hinges UV, ≤ 12 mm glass, B20 H23	Machining steel (CNC)	1 Pc	123,90
	CERUV35/9	Pair of glass/glass pivot hinges UV, ≤ 12 mm glass, B30 H31	Machining steel (CNC)	1 Pc	105,66
	CERUV25/9	Pair of glass/glass pivot hinges UV, ≤ 12 mm glass, B20 H23	Machining steel (CNC)	1 Pc	87,38
	FXGAB08/8	Mounting jig CERUV35-CERUV25	Brushed steel	1 Pc	21,30
	SEREGG10U/9	Wood/glass corner lock single door UV, single key, ≤ 12 mm glass, B30 H27	Machining steel (CNC)	1 Pc	116,82
	SEREGG13U/9	Glass/glass corner lock single door UV, single key, ≤ 12 mm glass, B30 H27	Machining steel (CNC)	1 Pc	116,98
	SEREGG15U/9	Glass/glass lock double door UV, single key, ≤ 12 mm glass, B30 H27	Machining steel (CNC)	1 Pc	114,78
	CERUV55SX/1	Glass/glass left pivot hinge UV, 6/8 mm glass, B55 H30	Chrome	1 Pc	46,70
	CERUV55DX/1	Glass/glass right pivot hinge UV, 6/8 mm glass, B55 H30	Chrome	1 Pc	46,70
	FXGAB07/8	Mounting jig CERUV55	Brushed steel	1 Pc	27,88

ARRANGEMENT













BALUSTRADES





OUTDOORS

INDOORS

SHOWERS

ARRANGEMENT


	Art.	Description	Finish	Qty	EURO
	CERUV1/8	Glass/glass snap hinge UV, ≤ 8 mm glass, B45 H38	Brushed steel	1 Pc	91,00
	CERUV1/15	Glass/glass snap hinge UV, ≤ 8 mm glass, B45 H38	Polished steel	1 Pc	93,88
	FXGAB02/8	Mounting jig CERUV1, 4-pc pack	Brushed steel	1 Pc	104,30
	CERLM56/95	Wood/glass snap damper hinge, 3/8 mm glass, B92 H48	Nickel-coated	1 Pc	42,44
	LMGAB01	Mounting jig CERLM56		1 Pc	22,70
	CERBA2/95	Wood/glass snap damper hinge UV, 3/8 mm glass	Nickel-coated	1 Pc	37,24
	CERUVQ/9	Glass/glass square snap hinge UV, 6/8 mm glass, B46.5 H46.5 L17	Machining steel (CNC)	1 Pc	86,50
	CERUVTON/9	Glass/glass rounded snap hinge UV, 6/8 mm glass, B47 L17	Machining steel (CNC)	1 Pc	76,10
	FXGAB03/8	Mounting jig CERUVQ-CERUVTON	Brushed steel	1 Pc	42,46
	CERUVS100/1	Glass/glass snap hinge UV, 4/6.75 mm glass, B44 H30	Chrome	1 Pc	55,20
	CERUVS100/97	Glass/glass snap hinge UV, 4/6.75 mm glass, B44 H30	Matt aluminium	1 Pc	57,80
	CEA42SX/15	Pair glass/glass left detachable projection hinges UV, ≤8 mm glass, B15 H50	Polished steel	1 Pc	110,74
	CEA42DX/15	Pair glass/glass right detachable projection hinges UV, ≤8 mm glass, B15 H50	Polished steel	1 Pc	110,74
	FXGAB04/8	Mounting jig CEA42	Brushed steel	1 Pc	27,88
	CEACC50S/8	Pair wood/glass detachable left projection hinges UV, ≤8 mm glass, B37 H35	Brushed steel	1 Pc	133,54
	CEACC50D/8	Pair wood/glass detachable right projection hinges UV, ≤8 mm glass, B37 H35	Brushed steel	1 Pc	133,54

	Art.	Description	Finish	Qty	EURO
	CEACC40S/8	Pair glass/glass left detachable projection hinges UV, ≤8 mm glass, B37 H35	Brushed steel	1 Pc	122,36
	CEACC40D/8	Pair glass/glass right detachable projection hinges UV, ≤8 mm glass, B37 H35	Brushed steel	1 Pc	122,36
	CERUV390/1	Glass/glass projection hinge UV, ≤8 mm glass, B30 H60	Chrome	1 Pc	42,46
	CERUV390/3	Glass/glass projection hinge UV, ≤8 mm glass, B30 H60	Brushed nickel	1 Pc	42,46
	FXGAB05/8	Mounting jig CERUV390, 4-pc pack	Brushed steel	1 Pc	118,40
	CELEGA35S/90	Pair wood/glass detachable left projection hinges UV, ≤8 mm glass, B37 H35	Machining aluminium	1 Pc	57,84
	CELEGA35D/90	Pair wood/glass detachable right projection hinges UV, ≤8 mm glass, B37 H35	Machining aluminium	1 Pc	57,84
	CEALL35S/90	Pair glass/glass left detachable projection hinges UV, ≤8 mm glass, B37 H35	Machining aluminium	1 Pc	56,24
	CEALL35D/90	Pair glass/glass right detachable projection hinges UV, ≤8 mm glass, B37 H35	Machining aluminium	1 Pc	56,24
	FXGAB06/8	Mounting jig CEALL35-CELEGA35-CEACC40-CEACC50	Brushed steel	1 Pc	27,88
	CHLUV20/9	Glass/glass bolt, B20 H54	Machining steel (CNC)	1 Pc	77,56
	SEA46/9	Glass/glass corner single door lock with strike plate UV, single key, B35	Machining steel (CNC)	1 Pc	109,28
	SERUV41U/8	Wood/glass single door lock UV, B30 H40	Brushed steel	1 Pc	70,40
	SERUV100U/8	Glass/glass corner single door lock UV, single key, B44 H50	Brushed steel	1 Pc	127,62
	SERUV100U/15	Glass/glass corner single door lock UV, single key, B44 H50	Polished steel	1 Pc	124,92
	SERUV150U/8	Glass/glass double door lock UV, single key, B72 H50	Brushed steel	1 Pc	146,78
	SERUV150U/15	Glass/glass double door lock UV, single key, B72 H50	Polished steel	1 Pc	144,40
	FXGAB09/8	Mounting jig SERUV100U-SERUV150U	Brushed steel	1 Pc	28,56


ARRANGEMENT

BALUSTRADES

OUTDOORS



Art.	Description	Finish	Qty	EURO
SERUVS05/1	Glass/glass bottom single door lock UV, different key, B30 H40	Chrome		DISCONTINUED
SERUVS05/97	Glass/glass bottom single door lock UV, different key, B30 H40	Matt aluminium		DISCONTINUED



SERUVS07/1	Glass/glass bottom double door lock UV, different key, B42 H40	Chrome		DISCONTINUED
SERUVS07/97	Glass/glass bottom double door lock UV, different key, B42 H40	Matt aluminium		DISCONTINUED



SERUVS03/1	Glass/glass corner single door lock UV, different key, B40 H30	Chrome		DISCONTINUED
SERUVS03/97	Glass/glass corner single door lock UV, different key, B40 H30	Matt aluminium		DISCONTINUED

INDOORS



MNUV10057/8	Rectangular handle UV, B57 H100 L8	Brushed steel	1 Pc	78,88
MNUV10057/15	Rectangular handle UV, B57 H100 L8	Polished steel	1 Pc	85,42
MNUV12062/8	Rectangular handle UV, B62 H120 L8	Brushed steel	1 Pc	86,70
MNUV12062/15	Rectangular handle UV, B62 H120 L8	Polished steel	1 Pc	92,00



MAUVQ40/9	Square handle UV, B40 H40 L8	Machining steel (CNC)	1 Pc	54,92
-----------	------------------------------	-----------------------	------	-------



MAUVT40/9	Round handle UV, B40 L8	Machining steel (CNC)	1 Pc	26,46
-----------	-------------------------	-----------------------	------	-------

SHOWERS



FXGAB10/8	Mounting jig MABDQ40-MABDT40-MAUVQ40-MAUVT40	Brushed steel	1 Pc	32,04
-----------	--	---------------	------	-------



POMUV16/8	Square door knob UV, B16 H16 L20	Brushed steel	1 Pc	25,54
POMUV16/15	Square door knob UV, B16 H16 L20	Polished steel	1 Pc	24,04



POMUV9/9	Square door knob UV, B25 H25 L25	Machining steel (CNC)	1 Pc	28,02
----------	----------------------------------	-----------------------	------	-------












ARRANGEMENT



VETDISC20/9	Disc for door knobs UV, B20 H1.5 M4	Machining steel (CNC)	1 Pc	18,52
VETDISC30/9	Disc for door knobs UV, B30 H1.5 M4	Machining steel (CNC)	1 Pc	23,34




CAL23/9	Wood/glass single magnet UV, B11 H18 L11.5	Machining steel (CNC)	1 Pc	31,72
CAL27/9	Wood/glass double magnet UV, B39 H11.5 L11.5	Machining steel (CNC)	1 Pc	47,38


	Art.	Description	Finish	Qty	EURO
	CAL009/9	Glass/glass single magnet UV, B11 H12 L18	Machining steel (CNC)	1 Pc	28,54
	CAL010/9	Glass/glass double magnet UV, B30 H12 L18	Machining steel (CNC)	1 Pc	42,80
	CALUV25/9	Glass/glass magnet UV, B25 H25 L25	Machining steel (CNC)	1 Pc	65,02
	CALUV50/9	Glass/glass magnet with plate UV, B50 H25 L25	Machining steel (CNC)	1 Pc	71,06
	CAL17/9	Glass/glass square push-open magnet UV, B16 H16 L47	Machining steel (CNC)	1 Pc	63,54
	CAL18/9	Glass/glass round push-open magnet UV, B18 L47	Machining steel (CNC)	1 Pc	59,82
	SOFTUV18/9	Glass/glass softstop UV, B14 H14 L56	Machining steel (CNC)	1 Pc	60,56
	REGUV44/9	Adjustable shelf support UV, B20 H10	Machining steel (CNC)	1 Pc	21,04
	REGA15/9	Round shelf support UV, B15 L7	Machining steel (CNC)	1 Pc	12,50
	REGA20/9	Round shelf support UV, B20 L7	Machining steel (CNC)	1 Pc	13,90
	REG ECC20/9	Eccentric shelf support UV, B20 L12	Machining steel (CNC)	1 Pc	31,24
	CSFE20	Glass shelf support UV, B20 H18 L12	Transparent	1 Pc	17,00
	CSFE30	Glass shelf support UV, B30 H12.5 L12	Transparent	1 Pc	18,16
	CC000	Glass cube UV, B15 H15 L15	Transparent	1 Pc	12,16
	CC001	Glass cube UV, B20 H20 L20	Transparent	1 Pc	20,06
	CC002	Glass cube UV, B30 H30 L30	Transparent	1 Pc	26,00
	PAR001	Glass parallelepiped UV, B20 H30 L15	Transparent	1 Pc	22,28
	PAR002	Glass parallelepiped UV, B30 H30 L70	Transparent	1 Pc	72,66
	PAR003	Glass parallelepiped UV, B40 H40 L70	Transparent		DISCONTINUED
	PAR004	Glass parallelepiped UV, B50 H50 L80	Transparent	1 Pc	110,72
	SFE001T	Glass sphere with flattened stone bottom UV, B20	Transparent	1 Pc	22,62
	SFE002T	Glass sphere with flattened stone bottom UV, B25	Transparent	1 Pc	24,36
	SFE003T	Glass sphere with flattened stone bottom UV, B30	Transparent	1 Pc	24,36
	SFE004T	Glass sphere with flattened stone bottom UV, B40	Transparent	1 Pc	30,32
	SFE005T	Glass sphere with flattened stone bottom UV, B50	Transparent	1 Pc	37,16


ARRANGEMENT


BALUSTRADES

	Art.	Description	Finish	Qty	EURO
	CVM01	Glass door knob UV, B40 L60	Transparent	1 Pc	78,44
	CVM03	Glass door knob UV, B20 L30	Transparent	1 Pc	35,50
	CVM05	Glass door knob UV, B15 L25	Transparent	1 Pc	32,58

	FXGAB11/8	Mounting jig CVM01	Brushed steel	1 Pc	31,84
	FXGAB12/8	Mounting jig CVM03	Brushed steel	1 Pc	27,88
	FXGAB13/8	Mounting jig CVM05	Brushed steel	1 Pc	26,54

	DISC009/9	Disc UV, B25 H6 M6	Machining steel (CNC)	1 Pc	13,80
	DISC008/9	Disc UV, B30 H10 M8	Machining steel (CNC)	1 Pc	14,86
	DISC007/9	Disc UV, B35 H10 M10	Machining steel (CNC)	1 Pc	16,10
	DISC006/9	Disc UV, B40 H10 M6	Machining steel (CNC)	1 Pc	21,04
	DISC005/9	Disc UV, B40 H10 M10	Machining steel (CNC)	1 Pc	21,04
	DISC0055/9	Disc UV, B45 H10 M6	Machining steel (CNC)	1 Pc	22,22
	DISC004/9	Disc UV, B50 H10 M8	Machining steel (CNC)	1 Pc	25,12
	DISC002/9	Disc UV, B50 H10 M10	Machining steel (CNC)	1 Pc	25,48
	DISC036/9	Disc UV, B60 H10 M10	Machining steel (CNC)	1 Pc	31,66
	DISC003/9	Disc UV, B75 H10 M10	Machining steel (CNC)	1 Pc	40,70
	DISC001/9	Disc UV, B100 H10 M10	Machining steel (CNC)	1 Pc	68,40

	DISC153/9	Disc for wheels UV, B50 C20 H22	Machining steel (CNC)	1 Pc	36,14
	DISC152/9	Disc for wheels UV, B75 C30 H22	Machining steel (CNC)	1 Pc	63,30
	DISC151/9	Disc for wheels UV, B100 C40 H22	Machining steel (CNC)	1 Pc	90,84











	MGRAN7/9	Hex head grub screw, L14 M6	Machining steel (CNC)	1 Pc	0,56
	MGRAN5/9	Hex head grub screw, L16 M6	Machining steel (CNC)	1 Pc	0,64
	MGRAN55/9	Hex head grub screw, L20 M6	Machining steel (CNC)	1 Pc	0,78
	MGRAN41/9	Hex head grub screw, L14 M8	Machining steel (CNC)	1 Pc	0,90
	MGRAN4/9	Hex head grub screw, L16 M8	Machining steel (CNC)	1 Pc	0,90
	MGRAN47/9	Hex head grub screw, L20 M8	Machining steel (CNC)	1 Pc	1,14
	MGRAN46/9	Hex head grub screw, L25 M8	Machining steel (CNC)	1 Pc	1,44
	MGRAN451/9	Hex head grub screw, L30 M8	Machining steel (CNC)	1 Pc	1,58
	MGRAN45/9	Hex head grub screw, L35 M8	Machining steel (CNC)	1 Pc	2,06
	MGRAN44/9	Hex head grub screw, L40 M8	Machining steel (CNC)	1 Pc	1,98
	MGRAN43/9	Hex head grub screw, L45 M8	Machining steel (CNC)	1 Pc	2,50
	MGRAN42/9	Hex head grub screw, L50 M8	Machining steel (CNC)	1 Pc	2,56
	MGRAN3/9	Hex head grub screw, L16 M10	Machining steel (CNC)	1 Pc	1,30
	MGRAN22/9	Hex head grub screw, L20 M10	Machining steel (CNC)	1 Pc	1,80
	MGRAN2/9	Hex head grub screw, L25 M10	Machining steel (CNC)	1 Pc	3,00
	MGRAN15/9	Hex head grub screw, L30 M10	Machining steel (CNC)	1 Pc	2,42
	MGRAN1/9	Hex head grub screw, L40 M10	Machining steel (CNC)	1 Pc	3,14
	MGRAN11/9	Hex head grub screw, L45 M10	Machining steel (CNC)	1 Pc	3,94
	MGRAN12/9	Hex head grub screw, L50 M10	Machining steel (CNC)	1 Pc	4,04

OUTDOORS

INDOORS

SHOWERS

ARRANGEMENT

	Art.	Description	Finish	Qty	EURO
	RUOT114010/1	Wheel without brake, B75 H100	Chrome	1 Pc	17,46
	RUOT115011/1	Wheel with brake, B75 H100	Chrome	1 Pc	19,96
	RUOT100005/1	Wheel without brake, B50 H62	Chrome	1 Pc	30,18
	RUOTA70C/1	Wheel with brake, B90 H120	Chrome	1 Pc	50,16
	RUOTA70A/97	Wheel with brake, B90 H120	Matt aluminium	1 Pc	42,50
	RUOT125018/1	Wheel without brake, B80 H135	Chrome	1 Pc	63,30
	PIEDUV32/9	Support foot, B32 L56	Machining steel (CNC)	1 Pc	43,92
	PIEDACC20/9	Adjustable support foot, B20 L30/37	Machining steel (CNC)	1 Pc	30,12
	PIEDUV25/9	Adjustable support foot, B25 L25	Machining steel (CNC)	1 Pc	23,04
	PIEDUV35/9	Adjustable support foot, B35 L35	Machining steel (CNC)	1 Pc	31,00
	PIEDUV50/9	Adjustable support foot, B50 L50	Machining steel (CNC)	1 Pc	57,60
	GAMB60A/1	Table leg with brass foot, B60/35 H720	Chrome	1 Pc	214,40
	GAMB60B/1	Table leg with PVC foot, B60/35 H720	Chrome	1 Pc	169,48
	GAMB127/1	Table leg, B60 H720	Chrome	1 Pc	88,58
	GAMB130/1	Table leg, B80 H720	Chrome	1 Pc	148,62

ARRANGEMENT












BALUSTRADES









OUTDOORS

INDOORS

SHOWERS

ARRANGEMENT

	Art.	Description	Finish	Qty	EURO
	NMS35/1	Conical articulated wall fixing	Chrome	1 Pc	70,16
	NMS14/1	Conical ceiling fixing	Chrome	1 Pc	17,96
	NMS15/1	Cylindrical ceiling fixing	Chrome	1 Pc	17,58
	NMS40/1	Conical articulated end glass fixing, 6/21 mm glass	Chrome	1 Pc	70,48
	NMS45/1	Conical end glass fixing, 6/21 mm glass	Chrome	1 Pc	78,28
	NMS50/1	Conical articulated through glass fixing, 6/21 mm glass	Chrome	1 Pc	75,30
	NMS75/1	Conical through glass fixing, 6/21 mm glass	Chrome	1 Pc	149,68
	NMS16/95	End glass fixing with through cable, 4/10 mm glass	Nickel-coated	1 Pc	14,32
	NMS006/1	Shelf support for shelves with cable, 5/10 mm glass, B20 H25	Chrome	1 Pc	14,34
	NMS006/3	Shelf support for shelves with cable, 5/10 mm glass, B20 H25	Brushed nickel	1 Pc	17,80
	NMS007/1	Vertical shelf support with cable, 5/10 mm glass, B20 H25	Chrome	1 Pc	10,62
	NMS007/3	Vertical shelf support with cable, 5/10 mm glass, B20 H25	Brushed nickel	1 Pc	13,60
	NMS008/1	Double adjustable shelf support with cable, 5/10 mm glass, B20 H32	Chrome	1 Pc	48,32
	NMS002/1	End glass fixing with cable, 6/8 mm glass, B15 H12.5	Chrome	1 Pc	10,62
	NMS002/3	End glass fixing with cable, 6/8 mm glass, B15 H12.5	Brushed nickel	1 Pc	13,04
	NMS003/1	End glass fixing with cable, 10/12 mm glass	Chrome	1 Pc	10,50
	NMS003/3	End glass fixing with cable, 10/12 mm glass	Brushed nickel	1 Pc	13,04

	Art.	Description	Finish	Qty	EURO
	NMS005/1	Cap for ceiling fixing, B50 H58	Chrome	1 Pc	33,30
	NMS005/3	Cap for ceiling fixing, B50 H58	Brushed nickel	1 Pc	34,68
	NMS004/1	Cable stop	Chrome	1 Pc	4,44
	NMS001	Cable for shelves, B1.6		1 m	5,14
	REGTER08/6	Shelf support profile, 8 mm glass, B45 H35 L3000	Matt black	1 Pc	238,68
	REGTER08/88	Shelf support profile, 8 mm glass, B45 H35 L3000	Brushed steel effect alu.	1 Pc	261,34
	REGTER08/91	Shelf support profile, 8 mm glass, B45 H35 L3000	Polished aluminium	1 Pc	272,42
	REGTER08/97	Shelf support profile, 8 mm glass, B45 H35 L3000	Matt aluminium	1 Pc	177,40
	REGTER08/RAL	Shelf support profile, 8 mm glass, B45 H35 L3000	RAL9010 polished white	1 Pc	238,68
	REGTER10/6	Shelf support profile, 10 mm glass, B50 H40 L3000	Matt black	1 Pc	254,24
	REGTER10/88	Shelf support profile, 10 mm glass, B50 H40 L3000	Brushed steel effect alu.	1 Pc	290,82
	REGTER10/91	Shelf support profile, 10 mm glass, B50 H40 L3000	Polished aluminium	1 Pc	303,18
	REGTER10/97	Shelf support profile, 10 mm glass, B50 H40 L3000	Matt aluminium	1 Pc	196,50
	REGTER10/RAL	Shelf support profile, 10 mm glass, B50 H40 L3000	RAL9010 polished white	1 Pc	254,24
	REGTER12/6	Shelf support profile, 12 mm glass, B55 H45 L3000	Matt black	1 Pc	267,38
	REGTER12/88	Shelf support profile, 12 mm glass, B55 H45 L3000	Brushed steel effect alu.	1 Pc	322,90
	REGTER12/91	Shelf support profile, 12 mm glass, B55 H45 L3000	Polished aluminium	1 Pc	334,68
	REGTER12/97	Shelf support profile, 12 mm glass, B55 H45 L3000	Matt aluminium	1 Pc	216,82
	REGTER12/RAL	Shelf support profile, 12 mm glass, B55 H45 L3000	RAL9010 polished white	1 Pc	267,38
	REGTP08/88	2 end caps for REGTER08 profile	Brushed steel effect alu.	1 Pc	43,34
	REGTP08/91	2 end caps for REGTER08 profile	Polished aluminium	1 Pc	43,34
	REGTP08/97	2 end caps for REGTER08 profile	Matt aluminium	1 Pc	31,24
	REGTP08/R2	2 end caps for REGTER08 profile	RAL9005 Matt black	1 Pc	15,10
	REGTP08/RAL	2 end caps for REGTER08 profile	RAL9010 polished white	1 Pc	15,10
	REGTP10/88	2 end caps for REGTER10 profile	Brushed steel effect alu.	1 Pc	43,64
	REGTP10/91	2 end caps for REGTER10 profile	Polished aluminium	1 Pc	43,70
	REGTP10/97	2 end caps for REGTER10 profile	Matt aluminium	1 Pc	31,62
	REGTP10/R2	2 end caps for REGTER10 profile	RAL9005 Matt black	1 Pc	15,42
	REGTP10/RAL	2 end caps for REGTER10 profile	RAL9010 polished white	1 Pc	15,42
	REGTP12/88	2 end caps for REGTER12 profile	Brushed steel effect alu.	1 Pc	44,06
	REGTP12/91	2 end caps for REGTER12 profile	Polished aluminium	1 Pc	44,06
REGTP12/97	2 end caps for REGTER12 profile	Matt aluminium	1 Pc	22,94	
REGTP12/R2	2 end caps for REGTER12 profile	RAL9005 Matt black	1 Pc	15,78	
REGTP12/RAL	2 end caps for REGTER12 profile	RAL9010 polished white	1 Pc	15,78	
	REGTP08AP/88	2 caps for pass-through glass for REGTER08 profile	Brushed steel effect alu.	1 Pc	43,28
	REGTP08AP/91	2 caps for pass-through glass for REGTER08 profile	Polished aluminium	1 Pc	43,34
	REGTP08AP/97	2 caps for pass-through glass for REGTER08 profile	Matt aluminium	1 Pc	22,20
	REGTP08AP/R2	2 caps for pass-through glass for REGTER08 profile	RAL9005 Matt black	1 Pc	15,10
	REGTP08AP/RAL	2 caps for pass-through glass for REGTER08 profile	RAL9010 polished white	1 Pc	15,10

ARRANGEMENT

BALUSTRADES




OUTDOORS

INDOORS

SHOWERS

ARRANGEMENT

	Art.	Description	Finish	Qty	EURO
	REGTP10AP/88	2 caps for pass-through glass for REGTER10 profile	Brushed steel effect alu.	1 Pc	43,64
	REGTP10AP/91	2 caps for pass-through glass for REGTER10 profile	Polished aluminium	1 Pc	43,70
	REGTP10AP/97	2 caps for pass-through glass for REGTER10 profile	Matt aluminium	1 Pc	22,58
	REGTP10AP/R2	2 caps for pass-through glass for REGTER10 profile	RAL9005 Matt black	1 Pc	15,42
	REGTP10AP/RAL	2 caps for pass-through glass for REGTER10 profile	RAL9010 polished white	1 Pc	15,42
	REGTP12AP/88	2 caps for pass-through glass for REGTER12 profile	Brushed steel effect alu.	1 Pc	44,02
	REGTP12AP/91	2 caps for pass-through glass for REGTER12 profile	Polished aluminium	1 Pc	44,06
	REGTP12AP/97	2 caps for pass-through glass for REGTER12 profile	Matt aluminium	1 Pc	22,94
	REGTP12AP/R2	2 caps for pass-through glass for REGTER12 profile	RAL9005 Matt black	1 Pc	15,78
REGTP12AP/RAL	2 caps for pass-through glass for REGTER12 profile	RAL9010 polished white	1 Pc	15,78	
	REGTP08VIT/88	2 end caps with screws for REGTER08 profile	Brushed steel effect alu.	1 Pc	54,86
	REGTP08VIT/91	2 end caps with screws for REGTER08 profile	Polished aluminium	1 Pc	54,86
	REGTP08VIT/97	2 end caps with screws for REGTER08 profile	Matt aluminium	1 Pc	44,48
	REGTP08VIT/R2	2 end caps with screws for REGTER08 profile	RAL9005 Matt black	1 Pc	25,74
	REGTP08VIT/RAL	2 end caps with screws for REGTER08 profile	RAL9010 polished white	1 Pc	25,74
	REGTP10VIT/88	2 end caps with screws for REGTER10 profile	Brushed steel effect alu.	1 Pc	54,92
	REGTP10VIT/91	2 end caps with screws for REGTER10 profile	Polished aluminium	1 Pc	54,92
	REGTP10VIT/97	2 end caps with screws for REGTER10 profile	Matt aluminium	1 Pc	42,84
	REGTP10VIT/R2	2 end caps with screws for REGTER10 profile	RAL9005 Matt black	1 Pc	25,74
	REGTP10VIT/RAL	2 end caps with screws for REGTER10 profile	RAL9010 polished white	1 Pc	25,74
	REGTP12VIT/88	2 end caps with screws for REGTER12 profile	Brushed steel effect alu.	1 Pc	55,82
	REGTP12VIT/91	2 end caps with screws for REGTER12 profile	Polished aluminium	1 Pc	55,82
	REGTP12VIT/97	2 end caps with screws for REGTER12 profile	Matt aluminium	1 Pc	34,72
	REGTP12VIT/R2	2 end caps with screws for REGTER12 profile	RAL9005 Matt black	1 Pc	26,60
	REGTP12VIT/RAL	2 end caps with screws for REGTER12 profile	RAL9010 polished white	1 Pc	26,60
	LEDST008	LED strip 8 IP20 for glass backlighting, Roll L5000 mm		1 Pc	152,68
	LEDST001	LED strip 8 IP66 for glass backlighting, Roll L5000 mm		1 Pc	215,32
	LEDST002	LED strip 2 IP66 for functional lighting, Roll L5000 mm		1 Pc	260,24
	LED24035IP	Power supply 24V DC 35 W IP67		1 Pc	97,40
	LED24060IP	Power supply 24V DC 60 W IP67		1 Pc	109,78
	LED24100IP	Power supply 24V DC 100 W IP67		1 Pc	179,52
	LED24150IP	Power supply 24V DC 150 W IP67		1 Pc	288,14
	NRM4000/8	Quantum shelf support, B400 H200	Brushed steel	1 Pc	330,38
	NRM4000/15	Quantum shelf support, B400 H200	Polished steel	1 Pc	343,28
	NRM3000/8	Quantum shelf support, B300 H190	Brushed steel	1 Pc	203,96
	NRM3000/15	Quantum shelf support, B300 H190	Polished steel	1 Pc	216,52
	REGASTA200/1	Shelf support bar, B12 L200	Chrome	1 Pc	26,62
	REGASTA200/97	Shelf support bar, B12 L200	Matt aluminium	1 Pc	22,94

	Art.	Description	Finish	Qty	EURO
	NRM18300/1	Adjustable shelf support, 6/40 mm glass, B230	Chrome	1 Pc	61,06
	NRM18300/3	Adjustable shelf support, 6/40 mm glass, B230	Brushed nickel	1 Pc	67,14
	NRM222/1	Adjustable shelf support, 6/38 mm glass, B222	Chrome	1 Pc	61,06
	NRM222/3	Adjustable shelf support, 6/38 mm glass, B222	Brushed nickel	1 Pc	67,14
	NRM3200/1	Adjustable shelf support, 6/38 mm glass, B180	Chrome	1 Pc	58,00
	NRM3200/92	Adjustable shelf support, 6/38 mm glass, B180	Matt nickel	1 Pc	38,96
	NRM18200/1	Adjustable shelf support, 6/26 mm glass, B150	Chrome	1 Pc	38,12
	NRM18200/3	Adjustable shelf support, 6/26 mm glass, B150	Brushed nickel	1 Pc	43,10
	NRM1222/1	Adjustable shelf support, 6/20 mm glass, B150	Chrome	1 Pc	41,52
	NRM1222/2	Adjustable shelf support, 6/20 mm glass, B150	Gold	1 Pc	41,52
	NRM1222/3	Adjustable shelf support, 6/20 mm glass, B150	Brushed nickel	1 Pc	46,26
	NRM1222/97	Adjustable shelf support, 6/20 mm glass, B150	Matt aluminium	1 Pc	33,64
	NRM104/1	Adjustable shelf support, 6/12 mm glass, B140	Chrome	1 Pc	34,78
	NRM104/3	Adjustable shelf support, 6/12 mm glass, B140	Brushed nickel	1 Pc	39,60
	NRM1433/1	Adjustable shelf support, 6/18 mm glass, B140	Chrome	1 Pc	53,48
	NRM1433/3	Adjustable shelf support, 6/18 mm glass, B140	Brushed nickel	1 Pc	60,02
	NRM1433/97	Adjustable shelf support, 6/18 mm glass, B140	Matt aluminium	1 Pc	32,64
	NRM131/1	Adjustable shelf support, 3/27 mm glass, B131	Chrome	1 Pc	27,00
	NRM131/97	Adjustable shelf support, 3/27 mm glass, B131	Matt aluminium	1 Pc	17,56
	NRM740/1	Adjustable shelf support, 6/30 mm glass, B130	Chrome	1 Pc	34,12
	NRM740/97	Adjustable shelf support, 6/30 mm glass, B130	Matt aluminium	1 Pc	25,22
	NRMKA111/1	Adjustable shelf support, 7/41 mm glass, B125	Chrome	1 Pc	38,58
	NRMKA111/3	Adjustable shelf support, 7/41 mm glass, B125	Brushed nickel	1 Pc	37,74
	NRMKA125/1	Adjustable shelf support, 8/30 mm glass, B111	Chrome	1 Pc	28,78
	NRMKA125/3	Adjustable shelf support, 8/30 mm glass, B111	Brushed nickel	1 Pc	32,86

ARRANGEMENT













BALUSTRADES













OUTDOORS

INDOORS

SHOWERS

ARRANGEMENT

	Art.	Description	Finish	Qty	EURO
	NRM18600/3	Adjustable shelf support, 5/25 mm glass, B78	Brushed nickel	1 Pc	34,48
	NRM18600/6	Adjustable shelf support, 5/25 mm glass, B78	Matt black	1 Pc	34,48
	NRM1550/1	Adjustable shelf support, 8/21 mm glass, B80	Chrome	1 Pc	50,96
	NRM9100/1	Adjustable shelf support, 2/32 mm glass, B105	Chrome	1 Pc	38,74
	NRM9100/97	Adjustable shelf support, 2/32 mm glass, B105	Matt aluminium	1 Pc	20,50
	NRM9035/1	Adjustable shelf support, 2/17 mm glass, B40	Chrome	1 Pc	14,64
	NRM9035/97	Adjustable shelf support, 2/17 mm glass, B40	Matt aluminium	1 Pc	10,06
	NRM3060/1	Adjustable shelf support, 4/16 mm glass, B67	Chrome	1 Pc	36,26
	NRM3060/97	Adjustable shelf support, 4/16 mm glass, B67	Matt aluminium	1 Pc	24,42
	NRM60/1	Adjustable shelf support, 3/12 mm glass, B60	Chrome	1 Pc	15,32
	NRM60/97	Adjustable shelf support, 3/12 mm glass, B60	Matt aluminium	1 Pc	10,14
	NRM2002/1	Adjustable shelf support, 4/14 mm glass, B56	Chrome	1 Pc	19,14
	NRM2002/3	Adjustable shelf support, 4/14 mm glass, B56	Brushed nickel	1 Pc	19,92
	NRM2002/97	Adjustable shelf support, 4/14 mm glass, B56	Matt aluminium	1 Pc	18,60
	NRM3050/97	Adjustable shelf support, 4/16 mm glass, B48	Matt aluminium	1 Pc	15,26
	NRM540/1	Adjustable shelf support, 6/15 mm glass, B35	Chrome	1 Pc	19,40
	NRM540/97	Adjustable shelf support, 6/15 mm glass, B35	Matt aluminium	1 Pc	14,06
	NRM1425/1	Adjustable shelf support, 5/16 mm glass, B38	Chrome	1 Pc	39,62
	NRM1425/2	Adjustable shelf support, 5/16 mm glass, B38	Gold	1 Pc	41,52
	NRM1425/3	Adjustable shelf support, 5/16 mm glass, B38	Brushed nickel	1 Pc	41,52
	NRM29/1	Adjustable shelf support, 6/10 mm glass, B30	Chrome	1 Pc	10,08
	NRM29/97	Adjustable shelf support, 6/10 mm glass, B30	Matt aluminium	1 Pc	7,34
	NRM3040/1	Adjustable shelf support, 4/16 mm glass, B26	Chrome		DISCONTINUED
	NRM3040/97	Adjustable shelf support, 4/16 mm glass, B26	Matt aluminium		DISCONTINUED

	Art.	Description	Finish	Qty	EURO
	NRM9050/1	Adjustable shelf support, 6/10 mm glass, B25	Chrome	1 Pc	9,68
	NRM9050/97	Adjustable shelf support, 6/10 mm glass, B25	Matt aluminium	1 Pc	8,54
	NRM24/1	Adjustable shelf support, 6/11 mm glass, B25	Chrome	1 Pc	10,92
	NRM24/3	Adjustable shelf support, 6/11 mm glass, B25	Brushed nickel	1 Pc	11,82
	NRM8010/1	Adjustable shelf support, 5/10 mm glass, B25	Chrome	1 Pc	16,10
	NRM8010/3	Adjustable shelf support, 5/10 mm glass, B25	Brushed nickel	1 Pc	19,58
	NRM1424/1	Adjustable shelf support, 5/10 mm glass, B20	Chrome	1 Pc	20,08
	NRM1424/2	Adjustable shelf support, 5/10 mm glass, B20	Gold	1 Pc	21,04
	NRM1424/3	Adjustable shelf support, 5/10 mm glass, B20	Brushed nickel	1 Pc	21,04
	NRM1840/1	Adjustable shelf support, 6/8 mm glass, B25	Chrome	1 Pc	12,00
	NRM1840/3	Adjustable shelf support, 6/8 mm glass, B25	Brushed nickel	1 Pc	13,42
	NRM26/1	Adjustable shelf support, 6/11 mm glass, B21	Chrome	1 Pc	9,44
	NRM26/3	Adjustable shelf support, 6/11 mm glass, B21	Brushed nickel	1 Pc	10,12
	CREPK11/97	Central rack profile, B37 L2013	Matt aluminium	1 Pc	97,90
	CREPK13/97	Central rack profile, B37 L3012	Matt aluminium	1 Pc	121,94
	CREPK71/97	Side rack profile, B22 L2013	Matt aluminium	1 Pc	89,18
	CREPK73/97	Side rack profile, B22 L3012	Matt aluminium	1 Pc	116,68
	CRECPK1/97	Cover profile, B17 L2013	Matt aluminium	1 Pc	36,90
	CRECPK3/97	Cover profile, B17 L3012	Matt aluminium	1 Pc	53,84
	CRECLK1/97	Wide cover profile, B38 L2013	Matt aluminium	1 Pc	76,06
	CRECLK3/97	Wide cover profile, B38 L3012	Matt aluminium	1 Pc	107,92
	CREMDMA1/1	Drilled shelf support for rack profiles, B180 H55	Chrome	1 Pc	54,06
	CREMDMA1/97	Drilled shelf support for rack profiles, B180 H55	Matt aluminium	1 Pc	26,40
	CREMDMA2/1	Drilled shelf support for rack profiles, B280 H66	Chrome	1 Pc	63,42
	CREMDMA2/97	Drilled shelf support for rack profiles, B280 H66	Matt aluminium	1 Pc	32,86
	CREMDMA3/1	Drilled shelf support for rack profiles, B380 H105	Chrome	1 Pc	121,94
	CREMDMA3/97	Drilled shelf support for rack profiles, B380 H105	Matt aluminium	1 Pc	65,84
	CRESVDX1/1	Bracket for CREMDMA shelf support single right, B10 H32 L12	Chrome	1 Pc	6,40
	CRESVDX1	Bracket for CREMDMA shelf support single right, B10 H32 L12	Transparent	1 Pc	3,20
	CRESVCE2/1	Bracket for CREMDMA shelf support double central, B10 H53 L12	Chrome	1 Pc	6,08
	CRESVCE2	Bracket for CREMDMA shelf support double central, B10 H53 L12	Transparent	1 Pc	3,46
	CRESVSX3/1	Bracket for CREMDMA shelf support single left, B10 H32 L12	Chrome	1 Pc	6,40
	CRESVSX3	Bracket for CREMDMA shelf support single left, B10 H32 L12	Transparent	1 Pc	3,00
	CREVEN1	Suction cup for CRESV brackets, B14 L6.5	Transparent	1 Pc	1,76

ARRANGEMENT












BALUSTRADES












OUTDOORS

INDOORS

SHOWERS

ARRANGEMENT

	Art.	Description	Finish	Qty	EURO
	MA401/8	Trapezoidal clamp, 10/13.5 mm glass, B29 H60 L40 P14.5	Brushed steel	1 Pc	49,68
	MA401/15	Trapezoidal clamp, 10/13.5 mm glass, B29 H60 L40 P14.5	Polished steel	1 Pc	53,08
	MBLOK90L/8	Corner clamp, 8/12 mm glass, B20.5 H40 L60	Brushed steel	1 Pc	77,20
	MBLOK90L/15	Corner clamp, 8/12 mm glass, B20.5 H40 L60	Polished steel	1 Pc	83,62
	MBLOK180L/8	Straight clamp, 8/12 mm glass, B20.5 H40 L100	Brushed steel	1 Pc	66,72
	MBLOK180L/15	Straight clamp, 8/12 mm glass, B20.5 H40 L100	Polished steel	1 Pc	74,98
	MA1540/8	Round clamp, 15 mm glass, B35 H40 P10	Brushed steel	1 Pc	40,06
	MA1540/15	Round clamp, 15 mm glass, B35 H40 P10	Polished steel	1 Pc	41,76
	MA1555/8	Round clamp, 15 mm glass, B35 H55 P25	Brushed steel	1 Pc	47,80
	MA1555/15	Round clamp, 15 mm glass, B35 H55 P25	Polished steel	1 Pc	50,76
	MA1945/8	Round clamp, 19 mm glass, B40 H45 P10	Brushed steel	1 Pc	46,66
	MA1945/15	Round clamp, 19 mm glass, B40 H45 P10	Polished steel	1 Pc	48,98
	MA1960/8	Round clamp, 19 mm glass, B40 H60 P25	Brushed steel	1 Pc	62,12
	MA1960/15	Round clamp, 19 mm glass, B40 H60 P25	Polished steel	1 Pc	65,42
	MA12/1	Trapezoidal clamp, 8/10 mm glass, B36 H60 L40 P8	Chrome	1 Pc	61,24
	MA12/3	Trapezoidal clamp, 8/10 mm glass, B36 H60 L40 P8	Brushed nickel	1 Pc	61,24
	MA14/1	Trapezoidal clamp, 10/12 mm glass, B38 H60 L40 P8	Chrome	1 Pc	62,12
	MA14/3	Trapezoidal clamp, 10/12 mm glass, B38 H60 L40 P8	Brushed nickel	1 Pc	62,12
	MA17/1	Trapezoidal clamp, 13.5/15 mm glass, B47 H77 L50 P8	Chrome	1 Pc	99,58
	MA17/3	Trapezoidal clamp, 13.5/15 mm glass, B47 H77 L50 P8	Brushed nickel	1 Pc	99,58
	MA21/1	Trapezoidal clamp, 17.5/19 mm glass, B51 H77 L50 P8	Chrome	1 Pc	107,76
	MRET001/1	Rectangular clamp, 4/6 mm glass, B17 H25 L40 P8	Chrome	1 Pc	29,88
	MRET001/2	Rectangular clamp, 4/6 mm glass, B17 H25 L40 P8	Gold	1 Pc	43,10
	MRET001/3	Rectangular clamp, 4/6 mm glass, B17 H25 L40 P8	Brushed nickel	1 Pc	37,00
	MRET002/1	Rectangular clamp, 4/6 mm glass, B18 H30 L40 P10	Chrome	1 Pc	34,18
	MRET002/2	Rectangular clamp, 4/6 mm glass, B18 H30 L40 P10	Gold	1 Pc	44,78
	MRET002/3	Rectangular clamp, 4/6 mm glass, B18 H30 L40 P10	Brushed nickel	1 Pc	42,52
	MRET0023/1	Rectangular clamp, 7/9 mm glass, B19 H35 L40 P6	Chrome	1 Pc	40,44
	MRET0023/2	Rectangular clamp, 7/9 mm glass, B19 H35 L40 P6	Gold	1 Pc	47,02
	MRET0023/3	Rectangular clamp, 7/9 mm glass, B19 H35 L40 P6	Brushed nickel	1 Pc	46,56

	Art.	Description	Finish	Qty	EURO
	MRET003/1	Rectangular clamp, 8/10 mm glass, B20 H50 L70 P15	Chrome	1 Pc	62,66
	MRET003/2	Rectangular clamp, 8/10 mm glass, B20 H50 L70 P15	Gold	1 Pc	81,24
	MRET003/3	Rectangular clamp, 8/10 mm glass, B20 H50 L70 P15	Brushed nickel	1 Pc	69,96
	MREC003SX/1	Rectangular closed left clamp, 8/10 mm glass, B20 H50 L70 P15	Chrome	1 Pc	74,34
	MREC003SX/2	Rectangular closed left clamp, 8/10 mm glass, B20 H50 L70 P15	Gold	1 Pc	97,16
	MREC003SX/3	Rectangular closed left clamp, 8/10 mm glass, B20 H50 L70 P15	Brushed nickel	1 Pc	77,90
	MREC003DX/1	Rectangular closed right clamp, 8/10 mm glass, B20 H50 L70 P15	Chrome	1 Pc	74,34
	MREC003DX/2	Rectangular closed right clamp, 8/10 mm glass, B20 H50 L70 P15	Gold	1 Pc	97,54
	MREC003DX/3	Rectangular closed right clamp, 8/10 mm glass, B20 H50 L70 P15	Brushed nickel	1 Pc	77,90
	MRET0027/1	Rectangular clamp, 9/11 mm glass, B21 H35 L40 P6	Chrome	1 Pc	37,84
	MRET0027/2	Rectangular clamp, 9/11 mm glass, B21 H35 L40 P6	Gold	1 Pc	46,16
	MRET0027/3	Rectangular clamp, 9/11 mm glass, B21 H35 L40 P6	Brushed nickel	1 Pc	44,00
	MRET004/1	Rectangular clamp, 10/12 mm glass, B22 H50 L60 P20	Chrome	1 Pc	54,40
	MRET004/2	Rectangular clamp, 10/12 mm glass, B22 H50 L60 P20	Gold	1 Pc	72,72
	MRET004/3	Rectangular clamp, 10/12 mm glass, B22 H50 L60 P20	Brushed nickel	1 Pc	63,06
	MREC004SX/1	Rectangular closed left clamp, 10/12 mm glass, B22 H50 L60 P20	Chrome	1 Pc	64,14
	MREC004SX/2	Rectangular closed left clamp, 10/12 mm glass, B22 H50 L60 P20	Gold	1 Pc	78,94
	MREC004SX/3	Rectangular closed left clamp, 10/12 mm glass, B22 H50 L60 P20	Brushed nickel	1 Pc	73,96
	MREC004DX/1	Rectangular closed right clamp, 10/12 mm glass, B22 H50 L60 P20	Chrome	1 Pc	64,14
	MREC004DX/2	Rectangular closed right clamp, 10/12 mm glass, B22 H50 L60 P20	Gold	1 Pc	78,94
	MREC004DX/3	Rectangular closed right clamp, 10/12 mm glass, B22 H50 L60 P20	Brushed nickel	1 Pc	73,96
	MRET010SX/1	Rectangular 30° open left clamp, 12 mm glass, B22 H60 L40 P18	Chrome	1 Pc	75,98
	MRET010SX/2	Rectangular 30° open left clamp, 12 mm glass, B22 H60 L40 P18	Gold	1 Pc	85,08
	MRET010SX/3	Rectangular 30° open left clamp, 12 mm glass, B22 H60 L40 P18	Brushed nickel	1 Pc	79,80
	MRET010DX/1	Rectangular 30° open right clamp, 12 mm glass, B22 H60 L40 P18	Chrome	1 Pc	75,98
	MRET010DX/2	Rectangular 30° open right clamp, 12 mm glass, B22 H60 L40 P18	Gold	1 Pc	85,08
	MRET010DX/3	Rectangular 30° open right clamp, 12 mm glass, B22 H60 L40 P18	Brushed nickel	1 Pc	79,80
	MRET011SX/1	Rectangular 30° closed left clamp, 12 mm glass, B22 H60 L40 P18	Chrome	1 Pc	75,98
	MRET011SX/2	Rectangular 30° closed left clamp, 12 mm glass, B22 H60 L40 P18	Gold	1 Pc	85,08
	MRET011SX/3	Rectangular 30° closed left clamp, 12 mm glass, B22 H60 L40 P18	Brushed nickel	1 Pc	79,80
	MRET011DX/1	Rectangular 30° closed right clamp, 12 mm glass, B22 H60 L40 P18	Chrome	1 Pc	75,98
	MRET011DX/2	Rectangular 30° closed right clamp, 12 mm glass, B22 H60 L40 P18	Gold	1 Pc	85,08
	MRET011DX/3	Rectangular 30° closed right clamp, 12 mm glass, B22 H60 L40 P18	Brushed nickel	1 Pc	79,80

ARRANGEMENT











BALUSTRADES





OUTDOORS

INDOORS

SHOWERS

ARRANGEMENT

	Art.	Description	Finish	Qty	EURO
	MRET009SX/1	Rectangular 30° closed left clamp, 12 mm glass, B22 H60 L40 P18	Chrome	1 Pc	81,88
	MRET009SX/2	Rectangular 30° closed left clamp, 12 mm glass, B22 H60 L40 P18	Gold	1 Pc	90,94
	MRET009SX/3	Rectangular 30° closed left clamp, 12 mm glass, B22 H60 L40 P18	Brushed nickel	1 Pc	85,66
	MRET009DX/1	Rectangular 30° closed right clamp, 12 mm glass, B22 H60 L40 P18	Chrome	1 Pc	81,88
	MRET009DX/2	Rectangular 30° closed right clamp, 12 mm glass, B22 H60 L40 P18	Gold	1 Pc	90,94
	MRET009DX/3	Rectangular 30° closed right clamp, 12 mm glass, B22 H60 L40 P18	Brushed nickel	1 Pc	85,66
	MRET005/1	Rectangular clamp, 13/15 mm glass, B25 H50 L70 P15	Chrome	1 Pc	69,80
	MRET005/2	Rectangular clamp, 13/15 mm glass, B25 H50 L70 P15	Gold	1 Pc	93,58
	MRET005/3	Rectangular clamp, 13/15 mm glass, B25 H50 L70 P15	Brushed nickel	1 Pc	77,70
	MREC005SX/1	Rectangular closed left clamp, 13/15 mm glass, B25 H50 L70 P15	Chrome	1 Pc	81,98
	MREC005SX/2	Rectangular closed left clamp, 13/15 mm glass, B25 H50 L70 P15	Gold	1 Pc	100,26
	MREC005SX/3	Rectangular closed left clamp, 13/15 mm glass, B25 H50 L70 P15	Brushed nickel	1 Pc	83,30
	MREC005DX/1	Rectangular closed right clamp, 13/15 mm glass, B25 H50 L70 P15	Chrome	1 Pc	81,98
	MREC005DX/2	Rectangular closed right clamp, 13/15 mm glass, B25 H50 L70 P15	Gold	1 Pc	100,26
	MREC005DX/3	Rectangular closed right clamp, 13/15 mm glass, B25 H50 L70 P15	Brushed nickel	1 Pc	83,30
	MRET006/1	Rectangular clamp, 17/19 mm glass, B29 H60 L80 P20	Chrome	1 Pc	74,72
	MRET006/2	Rectangular clamp, 17/19 mm glass, B29 H60 L80 P20	Gold	1 Pc	102,20
	MRET006/3	Rectangular clamp, 17/19 mm glass, B29 H60 L80 P20	Brushed nickel	1 Pc	83,52
	MREC006SX/1	Rectangular closed left clamp, 17/19 mm glass, B29 H60 L80 P20	Chrome	1 Pc	89,34
	MREC006SX/2	Rectangular closed left clamp, 17/19 mm glass, B29 H60 L80 P20	Gold	1 Pc	117,92
	MREC006SX/3	Rectangular closed left clamp, 17/19 mm glass, B29 H60 L80 P20	Brushed nickel	1 Pc	90,68
	MREC006DX/1	Rectangular closed right clamp, 17/19 mm glass, B29 H60 L80 P20	Chrome	1 Pc	89,34
	MREC006DX/2	Rectangular closed right clamp, 17/19 mm glass, B29 H60 L80 P20	Gold	1 Pc	117,92
	MREC006DX/3	Rectangular closed right clamp, 17/19 mm glass, B29 H60 L80 P20	Brushed nickel	1 Pc	90,68
	MRET007/1	Rectangular clamp, 21/23 mm glass, B33 H60 L80 P20	Chrome	1 Pc	77,68
	MRET007/2	Rectangular clamp, 21/23 mm glass, B33 H60 L80 P20	Gold	1 Pc	101,36
	MRET007/3	Rectangular clamp, 21/23 mm glass, B33 H60 L80 P20	Brushed nickel	1 Pc	87,50
	MFV68/1	Rectangular clamp, 6/8 mm glass, B19 H25 L35 P3	Chrome	1 Pc	28,88
	MFV68/3	Rectangular clamp, 6/8 mm glass, B19 H25 L35 P3	Brushed nickel	1 Pc	28,88
	MFV810/1	Rectangular clamp, 8/10 mm glass, B22 H30 L50 P3	Chrome	1 Pc	38,58
	MFV810/3	Rectangular clamp, 8/10 mm glass, B22 H30 L50 P3	Brushed nickel	1 Pc	38,58
	MFV1012/1	Rectangular clamp, 10/12 mm glass, B26 H40 L60 P5	Chrome	1 Pc	65,28
	MFV1012/3	Rectangular clamp, 10/12 mm glass, B26 H40 L60 P5	Brushed nickel	1 Pc	65,28

	Art.	Description	Finish	Qty	EURO
	FA7035/1	Rectangular clamp, 8/12 mm glass, B21 H35 L70	Chrome	1 Pc	46,84
	FA7035/24	Rectangular clamp, 8/12 mm glass, B21 H35 L70	Brushed steel effect	1 Pc	50,12
	MA101/1	Rectangular clamp, 10 mm glass, B20 H25 L35	Chrome	1 Pc	35,28
	MA101/2	Rectangular clamp, 10 mm glass, B20 H25 L35	Gold	1 Pc	44,90
	MA101/24	Rectangular clamp, 10 mm glass, B20 H25 L35	Brushed steel effect	1 Pc	41,28
	MA102/1	Rectangular clamp, 8 mm glass, B18 H25 L35	Chrome	1 Pc	35,28
	MA102/2	Rectangular clamp, 8 mm glass, B18 H25 L35	Gold	1 Pc	44,90
	MA102/24	Rectangular clamp, 8 mm glass, B18 H25 L35	Brushed steel effect	1 Pc	41,28
	MA091/1	Semi-circular clamp, 10 mm glass, B16 H25 L51	Chrome	1 Pc	33,52
	MA091/2	Semi-circular clamp, 10 mm glass, B16 H25 L51	Gold	1 Pc	34,14
	MA091/24	Semi-circular clamp, 10 mm glass, B16 H25 L51	Brushed steel effect	1 Pc	39,54
	MA092/1	Semi-circular clamp, 8 mm glass, B14 H25 L51	Chrome	1 Pc	33,52
	MA092/2	Semi-circular clamp, 8 mm glass, B14 H25 L51	Gold	1 Pc	35,64
	MA092/24	Semi-circular clamp, 8 mm glass, B14 H25 L51	Brushed steel effect	1 Pc	39,54
	NMF4508/1	F-shaped clamp, 6/8 mm glass, B21 H30 L45 P2.5	Chrome	1 Pc	14,82
	NMF4508/2	F-shaped clamp, 6/8 mm glass, B21 H30 L45 P2.5	Gold	1 Pc	18,10
	NMF4508/3	F-shaped clamp, 6/8 mm glass, B21 H30 L45 P2.5	Brushed nickel	1 Pc	15,84
	NMF4510/1	F-shaped clamp, 8/10 mm glass, B21 H32 L45 P2.5	Chrome	1 Pc	15,64
	NMF4510/2	F-shaped clamp, 8/10 mm glass, B21 H32 L45 P2.5	Gold	1 Pc	18,94
	NMF4510/3	F-shaped clamp, 8/10 mm glass, B21 H32 L45 P2.5	Brushed nickel	1 Pc	16,68
	NMF4512/1	F-shaped clamp, 10/12 mm glass, B21 H35 L45 P2.5	Chrome	1 Pc	18,10
	NMF4512/2	F-shaped clamp, 10/12 mm glass, B21 H35 L45 P2.5	Gold	1 Pc	21,40
	NMF4512/3	F-shaped clamp, 10/12 mm glass, B21 H35 L45 P2.5	Brushed nickel	1 Pc	19,14
	NMF3008/1	F-shaped clamp, 6/8 mm glass, B21 H30 L30 P2.5	Chrome	1 Pc	11,52
	NMF3008/2	F-shaped clamp, 6/8 mm glass, B21 H30 L30 P2.5	Gold	1 Pc	13,80
	NMF3008/3	F-shaped clamp, 6/8 mm glass, B21 H30 L30 P2.5	Brushed nickel	1 Pc	12,26
	NMF3010/1	F-shaped clamp, 8/10 mm glass, B21 H35 L30 P2.5	Chrome	1 Pc	12,60
	NMF3010/2	F-shaped clamp, 8/10 mm glass, B21 H35 L30 P2.5	Gold	1 Pc	14,28
	NMF3010/3	F-shaped clamp, 8/10 mm glass, B21 H35 L30 P2.5	Brushed nickel	1 Pc	13,38
	NMF3012/1	F-shaped clamp, 10/12 mm glass, B21 H35 L22 P2.5	Chrome	1 Pc	13,16
	NMF3012/2	F-shaped clamp, 10/12 mm glass, B21 H35 L22 P2.5	Gold	1 Pc	14,82
	NMF3012/3	F-shaped clamp, 10/12 mm glass, B21 H35 L22 P2.5	Brushed nickel	1 Pc	13,92
	NMF2208/1	F-shaped clamp, 6/8 mm glass, B21 H30 L22 P2.5	Chrome	1 Pc	9,88
	NMF2208/2	F-shaped clamp, 6/8 mm glass, B21 H30 L22 P2.5	Gold	1 Pc	13,36
	NMF2208/3	F-shaped clamp, 6/8 mm glass, B21 H30 L22 P2.5	Brushed nickel	1 Pc	10,48
NMF2210/1	F-shaped clamp, 8/10 mm glass, B21 H32 L22 P2.5	Chrome	1 Pc	10,42	
NMF2210/2	F-shaped clamp, 8/10 mm glass, B21 H32 L22 P2.5	Gold	1 Pc	13,92	
NMF2210/3	F-shaped clamp, 8/10 mm glass, B21 H32 L22 P2.5	Brushed nickel	1 Pc	11,02	
NMF2212/1	F-shaped clamp, 10/12 mm glass, B21 H35 L22 P2.5	Chrome	1 Pc	10,98	
NMF2212/2	F-shaped clamp, 10/12 mm glass, B21 H35 L22 P2.5	Gold	1 Pc	14,00	
NMF2212/3	F-shaped clamp, 10/12 mm glass, B21 H35 L22 P2.5	Brushed nickel	1 Pc	11,58	

ARRANGEMENT

BALUSTRADES

OUTDOORS

INDOORS

SHOWERS

ARRANGEMENT

	Art.	Description	Finish	Qty	EURO	
	MU30095/1	U clamp, 6/8 mm glass, B17.5 H26 L30 P4	Chrome	1 Pc	13,38	
	MU30095/3	U clamp, 6/8 mm glass, B17.5 H26 L30 P4	Brushed nickel	1 Pc	13,38	
	MU30135/1	U clamp, 10/12 mm glass, B21.5 H26 L30 P4	Chrome	1 Pc	13,38	
	MU30135/3	U clamp, 10/12 mm glass, B21.5 H26 L30 P4	Brushed nickel	1 Pc	13,38	
	MU3068/1	U clamp, 6/8 mm glass, B14 H20 L30 P2	Chrome	1 Pc	13,72	
	MU3068/7	U clamp, 6/8 mm glass, B14 H20 L30 P2	Matt chrome	1 Pc	18,10	
	MU30810/1	U clamp, 8/10 mm glass, B16 H20 L30 P2	Chrome	1 Pc	15,38	
	MU30810/7	U clamp, 8/10 mm glass, B16 H20 L30 P2	Matt chrome	1 Pc	18,10	
	MU301012/1	U clamp, 10/12 mm glass, B19 H20 L30 P2	Chrome	1 Pc	15,92	
	MU301012/7	U clamp, 10/12 mm glass, B19 H20 L30 P2	Matt chrome	1 Pc	18,66	
	MU4568/1	U clamp, 6/8 mm glass, B14 H20 L45 P2	Chrome	1 Pc	15,38	
	MU4568/7	U clamp, 6/8 mm glass, B14 H20 L45 P2	Matt chrome	1 Pc	19,22	
	MU45810/1	U clamp, 8/10 mm glass, B16 H20 L45 P2	Chrome	1 Pc	16,46	
	MU45810/7	U clamp, 8/10 mm glass, B16 H20 L45 P2	Matt chrome	1 Pc	21,96	
	MU451012/1	U clamp, 10/12 mm glass, B19 H20 L45 P2	Chrome	1 Pc	19,22	
	MU451012/7	U clamp, 10/12 mm glass, B19 H20 L45 P2	Matt chrome	1 Pc	24,70	
		MA08210/1	Round clamp, 8 mm glass, B28 H40 P10	Chrome	1 Pc	36,56
		MA08210/2	Round clamp, 8 mm glass, B28 H40 P10	Gold	1 Pc	36,82
MA08210/3		Round clamp, 8 mm glass, B28 H40 P10	Brushed nickel	1 Pc	36,56	
MA08110/1		Round clamp, 10 mm glass, B28 H40 P10	Chrome	1 Pc	35,64	
MA08110/2		Round clamp, 10 mm glass, B28 H40 P10	Gold	1 Pc	48,44	
MA08110/3		Round clamp, 10 mm glass, B28 H40 P10	Brushed nickel	1 Pc	36,32	
MA08110/4		Round clamp, 10 mm glass, B28 H40 P10	Bronze	1 Pc	43,60	
MA084/1		Round clamp, 15 mm glass, B40 H60 P25	Chrome	1 Pc	55,52	
MA084/2		Round clamp, 15 mm glass, B40 H60 P25	Gold	1 Pc	64,20	
MA084/3		Round clamp, 15 mm glass, B40 H60 P25	Brushed nickel	1 Pc	58,24	
MA089/1		Round clamp, 19 mm glass, B35 H40 P10	Chrome	1 Pc	37,42	
MA089/2		Round clamp, 19 mm glass, B35 H40 P10	Gold	1 Pc	43,72	
MA089/3		Round clamp, 19 mm glass, B35 H40 P10	Brushed nickel	1 Pc	40,26	
	MT016/1	Round clamp, 4/6 mm glass, B16 H22 P6	Chrome	1 Pc	9,04	
	MT016/2	Round clamp, 4/6 mm glass, B16 H22 P6	Gold	1 Pc	14,00	
	MT016/3	Round clamp, 4/6 mm glass, B16 H22 P6	Brushed nickel	1 Pc	10,98	
	MT016/4	Round clamp, 4/6 mm glass, B16 H22 P6	Bronze	1 Pc	11,88	
	MT001/1	Round clamp, 6/10 mm glass, B20 H25 P7	Chrome	1 Pc	9,92	
	MT001/2	Round clamp, 6/10 mm glass, B20 H25 P7	Gold	1 Pc	14,00	
	MT001/3	Round clamp, 6/10 mm glass, B20 H25 P7	Brushed nickel	1 Pc	12,06	
	MT001/4	Round clamp, 6/10 mm glass, B20 H25 P7	Bronze	1 Pc	12,26	
	MT021/1	Round clamp, 10/12 mm glass, B24 H30 P7	Chrome	1 Pc	13,60	
	MT021/2	Round clamp, 10/12 mm glass, B24 H30 P7	Gold	1 Pc	18,88	
	MT021/3	Round clamp, 10/12 mm glass, B24 H30 P7	Brushed nickel	1 Pc	15,96	
	MT021/4	Round clamp, 10/12 mm glass, B24 H30 P7	Bronze	1 Pc	16,46	
	MT031/1	Round clamp, 15 mm glass, B30 H40 P10	Chrome	1 Pc	26,42	
	MT031/2	Round clamp, 15 mm glass, B30 H40 P10	Gold	1 Pc	33,08	
	MT031/3	Round clamp, 15 mm glass, B30 H40 P10	Brushed nickel	1 Pc	30,26	
	MT041/1	Round clamp, 19 mm glass, B35 H40 P10	Chrome	1 Pc	32,76	
	MT041/2	Round clamp, 19 mm glass, B35 H40 P10	Gold	1 Pc	43,08	

Art.	Description	Finish	Qty	EURO
MT041/3	Round clamp, 19 mm glass, B35 H40 P10	Brushed nickel	1 Pc	35,36
MT04122/1	Round clamp, 21.5 mm glass, B35 H40 P10	Chrome	1 Pc	31,58
MT04122/2	Round clamp, 21.5 mm glass, B35 H40 P10	Gold	1 Pc	43,72
MT04122/3	Round clamp, 21.5 mm glass, B35 H40 P10	Brushed nickel	1 Pc	38,40
 MT050/1	Round clamp with screw, 4/6 mm glass, B16 C14 H22 L16 P6 M4	Chrome	1 Pc	15,74
MT050/2	Round clamp with screw, 4/6 mm glass, B16 C14 H22 L16 P6 M4	Gold	1 Pc	22,02
MT050/3	Round clamp with screw, 4/6 mm glass, B16 C14 H22 L16 P6 M4	Brushed nickel	1 Pc	17,84
MT051/1	Round clamp with screw, 6/10 mm glass, B20 C20 H25 L16 P7 M6	Chrome	1 Pc	15,04
MT051/2	Round clamp with screw, 6/10 mm glass, B20 C20 H25 L16 P7 M6	Gold	1 Pc	21,42
MT051/3	Round clamp with screw, 6/10 mm glass, B20 C20 H25 L16 P7 M6	Brushed nickel	1 Pc	20,10
MT061/1	Round clamp with screw, 10/12 mm glass, B24 C24 H30 L16 P7 M6	Chrome	1 Pc	20,60
MT061/2	Round clamp with screw, 10/12 mm glass, B24 C24 H30 L16 P7 M6	Gold	1 Pc	28,64
MT061/3	Round clamp with screw, 10/12 mm glass, B24 C24 H30 L16 P7 M6	Brushed nickel	1 Pc	24,58
MT071/1	Round clamp with screw, 15 mm glass, B30 C30 H40 L28 P10 M8	Chrome	1 Pc	35,46
MT071/2	Round clamp with screw, 15 mm glass, B30 C30 H40 L28 P10 M8	Gold	1 Pc	45,28
MT071/3	Round clamp with screw, 15 mm glass, B30 C30 H40 L28 P10 M8	Brushed nickel	1 Pc	41,04
 M4335Z/1	Rounded clamp, 4/10, mm glass, B24 H55 L55 P18	Chrome	1 Pc	26,34
M4335Z/7	Rounded clamp, 4/10, mm glass, B24 H55 L55 P18	Matt chrome	1 Pc	28,14
 M4345Z/1	Rounded clamp, 5/8 mm glass, B25 H52 L40 P18	Chrome	1 Pc	21,72
M4345Z/7	Rounded clamp, 5/8 mm glass, B25 H52 L40 P18	Matt chrome	1 Pc	23,38
 M4353Z/1	Rectangular clamp, 6/10 mm glass, B25 H52 L40 P18	Chrome	1 Pc	22,86
M4353Z/7	Rectangular clamp, 6/10 mm glass, B25 H52 L40 P18	Matt chrome	1 Pc	24,38
 CRIEASY21/8	Protection kit with round clamps, 4/6 mm glass	Brushed steel	1 Pc	57,84
 CRIEASY17/8	Protection kit with rectangular clamps, 4/6 mm glass	Brushed steel	1 Pc	73,86
 CRIEASY13/8	Protection kit with rounded clamps, 6/10 mm glass	Brushed steel	1 Pc	149,68
 MT2050/9	Round clamp, 4/6 mm glass, B20 H48 P20	Machining steel (CNC)	1 Pc	33,16

ARRANGEMENT






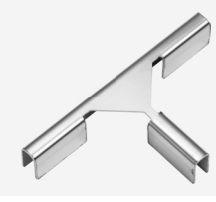
BALUSTRADES









OUTDOORS

INDOORS

SHOWERS

ARRANGEMENT

	Art.	Description	Finish	Qty	EURO
	MU5030/8	U clamp, 4/6 mm glass, B15 H48 L30 P8	Brushed steel	1 Pc	40,40
	MS1207.006/8	BALLON series clamp, for 6 mm glass, B45 H63 L30	Brushed steel	1 Pc	25,54
	MS1207.006/15	BALLON series clamp, for 6 mm glass, B45 H63 L30	Polished steel	1 Pc	29,62
	MS1207.008/8	BALLON series clamp, for 8 mm glass, B45 H63 L30	Brushed steel	1 Pc	25,54
	MS1207.008/15	BALLON series clamp, for 8 mm glass, B45 H63 L30	Polished steel	1 Pc	29,62
	MS1207.087/8	BALLON series clamp, for 8.7 mm glass, B45 H63 L30	Brushed steel	1 Pc	25,54
	MS1207.087/15	BALLON series clamp, for 8.7 mm glass, B45 H63 L30	Polished steel	1 Pc	29,62
	MS1207.010/8	BALLON series clamp, for 10 mm glass, B45 H63 L30	Brushed steel	1 Pc	25,54
	MS1207.010/15	BALLON series clamp, for 10 mm glass, B45 H63 L30	Polished steel	1 Pc	29,62
	MS1207.107/8	BALLON series clamp, for 10.7 mm glass, B45 H63 L30	Brushed steel	1 Pc	25,54
	MS1207.107/15	BALLON series clamp, for 10.7 mm glass, B45 H63 L30	Polished steel	1 Pc	29,62
	MS1207.012/8	BALLON series clamp, for 12 mm glass, B45 H63 L30	Brushed steel	1 Pc	25,54
	MS1207.012/15	BALLON series clamp, for 12 mm glass, B45 H63 L30	Polished steel	1 Pc	29,62
	MS1207.127/8	BALLON series clamp, for 12.7 mm glass, B45 H63 L30	Brushed steel	1 Pc	25,54
	MS1207.127/15	BALLON series clamp, for 12.7 mm glass, B45 H63 L30	Polished steel	1 Pc	29,62
	BAT30030/8	Shaped base plate, B30 L300	Brushed steel	1 Pc	40,42
	BA25030/8	Rectangular base plate, B30 L250	Brushed steel	1 Pc	27,70
	BA30045/8	Rectangular base plate, B45 L300	Brushed steel	1 Pc	49,78
	GIUNTOX06/8	4-way joint, 6 mm glass, B90 L90	Brushed steel	1 Pc	13,46
	GIUNTOX06/15	4-way joint, 6 mm glass, B90 L90	Polished steel	1 Pc	13,46
	GIUNTOX06/97	4-way joint, 6 mm glass, B90 L90	Matt aluminium	1 Pc	47,16
	GIUNTOX08/8	4-way joint, 8 mm glass, B90 L90	Brushed steel	1 Pc	14,24
	GIUNTOX08/15	4-way joint, 8 mm glass, B90 L90	Polished steel	1 Pc	14,24
	GIUNTOX08/97	4-way joint, 8 mm glass, B90 L90	Matt aluminium	1 Pc	47,90
	GIUNTOX10/8	4-way joint, 10 mm glass, B90 L90	Brushed steel	1 Pc	13,46
	GIUNTOX10/15	4-way joint, 10 mm glass, B90 L90	Polished steel	1 Pc	13,46
	GIUNTOX10/97	4-way joint, 10 mm glass, B90 L90	Matt aluminium	1 Pc	47,16
	GIUNTOT06/8	T-joint, 6 mm glass, B50 L90	Brushed steel	1 Pc	11,96
	GIUNTOT06/15	T-joint, 6 mm glass, B50 L90	Polished steel	1 Pc	11,96
	GIUNTOT06/97	T-joint, 6 mm glass, B50 L90	Matt aluminium	1 Pc	38,92
	GIUNTOT08/8	T-joint, 8 mm glass, B50 L90	Brushed steel	1 Pc	12,74
	GIUNTOT08/15	T-joint, 8 mm glass, B50 L90	Polished steel	1 Pc	12,74
	GIUNTOT08/97	T-joint, 8 mm glass, B50 L90	Matt aluminium	1 Pc	39,68
	GIUNTOT10/8	T-joint, 10 mm glass, B50 L90	Brushed steel	1 Pc	12,74
	GIUNTOT10/15	T-joint, 10 mm glass, B50 L90	Polished steel	1 Pc	12,74
	GIUNTOT10/97	T-joint, 10 mm glass, B50 L90	Matt aluminium	1 Pc	39,68

	Art.	Description	Finish	Qty	EURO
	GIUNTOA06/8	Corner joint, 6 mm glass, B50 L50	Brushed steel	1 Pc	11,24
	GIUNTOA06/15	Corner joint, 6 mm glass, B50 L50	Polished steel	1 Pc	11,24
	GIUNTOA06/97	Corner joint, 6 mm glass, B50 L50	Matt aluminium	1 Pc	33,68
	GIUNTOA08/8	Corner joint, 8 mm glass, B50 L50	Brushed steel	1 Pc	11,24
	GIUNTOA08/15	Corner joint, 8 mm glass, B50 L50	Polished steel	1 Pc	11,24
	GIUNTOA08/97	Corner joint, 8 mm glass, B50 L50	Matt aluminium	1 Pc	33,68
	GIUNTOA10/8	Corner joint, 10 mm glass, B50 L50	Brushed steel	1 Pc	11,24
	GIUNTOA10/15	Corner joint, 10 mm glass, B50 L50	Polished steel	1 Pc	11,24
	GIUNTOA10/97	Corner joint, 10 mm glass, B50 L50	Matt aluminium	1 Pc	33,68
	CON3075B/9	Wall/glass point fixing with joint on glass, 8/13.52 mm glass, L75	Machining steel (CNC)	1 Pc	161,08
	CON1052B/9	Wall/glass point fixing with double joint, 8/10 mm glass, L52	Machining steel (CNC)	1 Pc	146,20
	CON1072B/9	Wall/glass point fixing with double joint, 8/10 mm glass, L72	Machining steel (CNC)	1 Pc	172,90
	CON1102B/9	Wall/glass point fixing with double joint, 8/10 mm glass, L102	Machining steel (CNC)	1 Pc	192,12
	CON2052B/9	Glass/glass point fixing with double joint, 8/10 mm glass, L52	Machining steel (CNC)	1 Pc	153,64
	CON2072B/9	Glass/glass point fixing with double joint, 8/10 mm glass, L72	Machining steel (CNC)	1 Pc	157,52
	CON2102B/9	Glass/glass point fixing with double joint, 8/10 mm glass, L102	Machining steel (CNC)	1 Pc	175,48
	CON4104B/9	Glass/glass point fixing T-fitting, 8/10 mm glass	Machining steel (CNC)	1 Pc	279,30
	CON712B/9	Fixed wall/glass point fixing, 8/10 mm glass, L89	Machining steel (CNC)	1 Pc	89,98
	CON7052MB/9	Wall/glass point fixing with double joint, 8/13.5 mm glass, L52.5	Machining steel (CNC)	1 Pc	74,44
	CON7082MB/9	Wall/glass point fixing with double joint, 8/13.5 mm glass, L82	Machining steel (CNC)	1 Pc	83,58
	CON7103MB/9	Wall/glass point fixing with double joint, 8/13.5 mm glass, L103	Machining steel (CNC)	1 Pc	87,26
	CON7052VB/9	Glass/glass point fixing with double joint, 8/13.5 mm glass, L52.5	Machining steel (CNC)	1 Pc	77,20
	CON7082VB/9	Glass/glass point fixing with double joint, 8/13.5 mm glass, L82	Machining steel (CNC)	1 Pc	86,36
	CON7103VB/9	Glass/glass point fixing with double joint, 8/13.5 mm glass, L103	Machining steel (CNC)	1 Pc	90,00
	CON7052TB/9	Glass/glass point fixing for T-fitting, 8/13.5 mm glass, L52.5	Machining steel (CNC)	1 Pc	137,28
	CON7082TB/9	Glass/glass point fixing for T-fitting, 8/13.5 mm glass, L82	Machining steel (CNC)	1 Pc	155,58
	CON7103TB/9	Glass/glass point fixing for T-fitting, 8/13.5 mm glass, L103	Machining steel (CNC)	1 Pc	162,72
	IG500TP/9	Adjustable wall/glass point fixing, 10/17.5 mm glass	Machining steel (CNC)	1 Pc	215,16
	IG500/9	Body only	Machining steel (CNC)	1 Pc	131,90

ARRANGEMENT

BALUSTRADES





OUTDOORS

INDOORS

SHOWERS

ARRANGEMENT

	Art.	Description	Finish	Qty	EURO
	IG650TP/9	Articulated glass/glass point fixing, 10/17.5 mm glass	Machining steel (CNC)	1 Pc	392,02
	IG650/9	Body only	Machining steel (CNC)	1 Pc	225,44
	IG850TP/9	90° glass/glass point fixing, 10/17.5 mm glass	Machining steel (CNC)	1 Pc	227,30
	IG850/9	Body only	Machining steel (CNC)	1 Pc	144,04
	JOFAG/9	JOINFIX connector, 10/17.5 mm glass	Machining steel (CNC)	1 Pc	85,00
	DOM3VCF2/8	DOMINO series 3-way connector with COFIS40, 10/12 mm glass, B52	Brushed steel	1 Pc	195,92
	DOM3VCF3/8	DOMINO series 3-way connector with COFIS30, 10/12 mm glass, B52	Brushed steel	1 Pc	184,26
	DOM3V/8	DOMINO series 3-way bracket only, B52	Brushed steel	1 Pc	70,64
	DOM90CF2/8	DOMINO series 90° 2-way connector with COFIS40, 10/12 mm glass, B52	Brushed steel	1 Pc	125,64
	DOM90CF3/8	DOMINO series 90° 2-way connector with COFIS30, 10/12 mm glass, B52	Brushed steel	1 Pc	117,88
	DOM90/8	DOMINO series 90° 2-way bracket only, B52	Brushed steel	1 Pc	41,82
	DOMLINC2/8	DOMINO series 2-way straight connector with COFIS40, 10/12 mm glass, B52	Brushed steel	1 Pc	120,72
	DOMLINC3/8	DOMINO series 2-way straight connector with COFIS30, 10/12 mm glass, B52	Brushed steel	1 Pc	112,98
	DOMLIN/8	DOMINO series straight 2-way bracket only, B52	Brushed steel	1 Pc	36,74
	DOMANGCF2/8	DOMINO series L-shaped connector with COFIS40, 10/12 mm glass, B52	Brushed steel	1 Pc	93,28
	DOMANGCF3/8	DOMINO series L-shaped connector with COFIS30, 10/12 mm glass, B52	Brushed steel	1 Pc	89,40
	DOMANG/8	DOMINO series L-shaped bracket only, B52	Brushed steel	1 Pc	39,50
	ATT3VCF5/8	ATT series 3-way connector with COFIS20, 8/10 mm glass, B30	Brushed steel	1 Pc	140,22
	ATT3V/8	ATT series 3-way bracket only, B30	Brushed steel	1 Pc	42,64
	ATT90CF5/8	ATT series 90° 2-way connector with COFIS20, 8/10 mm glass, B30	Brushed steel	1 Pc	94,08
	ATT90/8	ATT series 90° 2-way bracket only, B30	Brushed steel	1 Pc	30,86
	ATTLINC5/8	ATT series 2-way straight connector with COFIS20, 8/10 mm glass, B30	Brushed steel	1 Pc	88,08
	ATTLIN/8	ATT series straight 2-way bracket only, B30	Brushed steel	1 Pc	30,52
	ATTANGCF5/8	ATT series L-shaped connector with COFIS20, 8/10 mm glass, B30	Brushed steel	1 Pc	69,38
	ATTANG/8	ATT series L-shaped bracket only, B30	Brushed steel	1 Pc	26,26
	SPC419/9	ETOILE series 90° 2-way connector, 8/10 mm glass, B30	Machining steel (CNC)	1 Pc	69,50

	Art.	Description	Finish	Qty	EURO
	SPC420/9	ETOILE series 2-way straight connector, 8/10 mm glass, B30	Machining steel (CNC)	1 Pc	65,80
	SPC415/9	ETOILE series L-shaped connector, 8/10 mm glass, B30	Machining steel (CNC)	1 Pc	44,72
	SPC501/9	SOLEIL ROYAL series wall/glass connector, 8/10 mm glass, B40	Machining steel (CNC)	1 Pc	72,52
	SPC507/9	SOLEIL ROYAL series 90° 2-way connector, 8/10 mm glass, B40	Machining steel (CNC)	1 Pc	70,34
	SPC509/9	SOLEIL ROYAL series straight 2-way connector, 8/10 mm glass, B40	Machining steel (CNC)	1 Pc	68,88
	SPC503/9	SOLEIL ROYAL series L-shaped connector, 8/10 mm glass, B40	Machining steel (CNC)	1 Pc	46,82
	SUPGR01/8	Support for steps, B45 L122.5	Brushed steel	1 Pc	118,40
	SUPGR01/15	Support for steps, B45 L122.5	Polished steel	1 Pc	118,32
	SUPGR03/9	Fixing stud, B45	Machining steel (CNC)	1 Pc	45,44
	COFIS20A/9	20A fixing connector with aluminium washer, B21.5	Machining steel (CNC)	1 Pc	21,30
	COFIS30A/9	30A fixing connector with aluminium washer, B31.6	Machining steel (CNC)	1 Pc	26,22
	MDSCA38/9	Adjustable steps support, 16/30 mm glass, B50	Machining steel (CNC)	1 Pc	108,92

ARRANGEMENT



BALUSTRADES








OUTDOORS

INDOORS

SHOWERS

ARRANGEMENT

	Art.	Description	Finish	Qty	EURO
	DISTQA50/9	Square spacer with collar and stud, B50 L50 P40	Machining steel (CNC)	1 Pc	117,38
	DISTQA35/9	Square spacer with collar and stud, B35 L35 P30	Machining steel (CNC)	1 Pc	90,18
	PF134/8	Spacer with collar and countersunk connector, 10/12 mm glass, B35 P15	Brushed steel	1 Pc	27,44
	PF134/15	Spacer with collar and countersunk connector, 10/12 mm glass, B35 P15	Polished steel	1 Pc	29,88
	PB174/8	Spacer with collar and stud, 8/12 mm glass, B35 P15	Brushed steel	1 Pc	27,44
	PB174/15	Spacer with collar and stud, 8/12 mm glass, B35 P15	Polished steel	1 Pc	29,88
	DISTB30/9	Spacer with collar and screw, 13.5/21.5 mm glass, B30 P31	Machining steel (CNC)	1 Pc	52,66
	MD3540A/9	Spacer with collar and stud, 10/21.5 mm glass, B35 P31	Machining steel (CNC)	1 Pc	81,24
	DISTC2004/9	Spacer with cap and screw M6x62 mm, B20 P5	Machining steel (CNC)	1 Pc	14,56
	DISTC2010/9	Spacer with cap and screw M6x62 mm, B20 P11	Machining steel (CNC)	1 Pc	17,24
	DH1510/9	Spacer with cap, 4/5 mm glass, B15 P10	Machining steel (CNC)	1 Pc	15,24
	DH1515/9	Spacer with cap, 4/8 mm glass, B15 P15	Machining steel (CNC)	1 Pc	16,56
	DH1520/9	Spacer with cap, 4/12 mm glass, B15 P20	Machining steel (CNC)	1 Pc	17,90
	DH1810/9	Spacer with cap, 4/5 mm glass, B18 P10	Machining steel (CNC)	1 Pc	15,92
	DH1815/9	Spacer with cap, 4/8 mm glass, B18 P15	Machining steel (CNC)	1 Pc	17,90
	DH1820/9	Spacer with cap, 4/12 mm glass, B18 P20	Machining steel (CNC)	1 Pc	19,88
	DH2215/9	Spacer with cap, 4/8 mm glass, B22 P15	Machining steel (CNC)	1 Pc	21,26
	DH2220/9	Spacer with cap, 4/12 mm glass, B22 P20	Machining steel (CNC)	1 Pc	23,88
	DH2225/9	Spacer with cap, 4/12 mm glass, B22 P25	Machining steel (CNC)	1 Pc	25,22
	DH2515/9	Spacer with cap, 4/8 mm glass, B25 P15	Machining steel (CNC)	1 Pc	28,22
	DH2520/9	Spacer with cap, 4/12 mm glass, B25 P20	Machining steel (CNC)	1 Pc	30,80
	DH2525/9	Spacer with cap, 4/12 mm glass, B25 P25	Machining steel (CNC)	1 Pc	33,36
		DISTV2004/9	Spacer with screw, B20 P5	Machining steel (CNC)	1 Pc
DISTV2010/9		Spacer with screw, B20 P11	Machining steel (CNC)	1 Pc	13,94
	MDMAC52/9	Spacer with screw, 10/17.5 mm glass, B35 P41	Machining steel (CNC)	1 Pc	58,56

	Art.	Description	Finish	Qty	EURO
	DIST007/9	Double spacer with screws, B19 L40	Machining steel (CNC)	1 Pc	21,34
	MD4035/1	Adjustable spacer with collar and screw, 10/21.5 mm glass, B40 P36+10	Chrome	1 Pc	74,42
	MD4035/3	Adjustable spacer with collar and screw, 10/21.5 mm glass, B40 P36+10	Brushed nickel	1 Pc	74,42
	MD3030/1	Adjustable spacer with collar and screw, 10/21.5 mm glass, B30 P31+10	Chrome	1 Pc	44,88
	MD3030/3	Adjustable spacer with collar and screw, 10/21.5 mm glass, B30 P31+10	Brushed nickel	1 Pc	44,88
	MD2025/1	Adjustable spacer with screw, 5/15 mm glass	Chrome	1 Pc	30,96
	MD2025/3	Adjustable spacer with screw, 5/15 mm glass	Brushed nickel	1 Pc	30,96
	MD230/1	Adjustable spacer with screw, 5/15 mm glass	Chrome	1 Pc	32,70
	MD230/3	Adjustable spacer with screw, 5/15 mm glass	Brushed nickel	1 Pc	32,70
	MD193/1	Spacer with screw, 4/12 mm glass, B25 P41	Chrome	1 Pc	31,42
	MD193/2	Spacer with screw, 4/12 mm glass, B25 P41	Gold	1 Pc	40,26
	MD193/3	Spacer with screw, 4/12 mm glass, B25 P41	Brushed nickel	1 Pc	35,34
	MD192/1	Spacer with screw, 4/12 mm glass, B25 P26	Chrome	1 Pc	26,34
	MD192/2	Spacer with screw, 4/12 mm glass, B25 P26	Gold	1 Pc	34,70
	MD192/3	Spacer with screw, 4/12 mm glass, B25 P26	Brushed nickel	1 Pc	29,76
	DIST002/95	Double spacer with knurled head screw, B10 L30	Nickel-coated	1 Pc	6,62
	DIST003/95	Double spacer with knurled head screw, B10 L40	Nickel-coated	1 Pc	7,66
	DIST001/1	Double spacer with knurled head screw, B25 L40	Chrome	1 Pc	28,86
	DIST001/2	Double spacer with knurled head screw, B25 L40	Gold	1 Pc	35,84
	DIST001/3	Double spacer with knurled head screw, B25 L40	Brushed nickel	1 Pc	33,80
	DIST004/1	Double spacer with button screw, B18 L35	Chrome	1 Pc	25,52
	DIST004/2	Double spacer with button screw, B18 L35	Gold	1 Pc	29,66
	DIST004/3	Double spacer with button screw, B18 L35	Brushed nickel	1 Pc	28,54
	DIST005/1	Double spacer with knurled head screw, B20 L28	Chrome	1 Pc	25,58
	DIST005/2	Double spacer with knurled head screw, B20 L28	Gold	1 Pc	29,74
	DIST005/3	Double spacer with knurled head screw, B20 L28	Brushed nickel	1 Pc	28,02
	DISTCOFIS925/9	Spacer for screw M6, B25 L25 M6	Machining steel (CNC)	1 Pc	27,78
	DISTCOFIS940/9	Spacer for screw M6, B25 L40 M6	Machining steel (CNC)	1 Pc	32,98
	DISTCOFIS10/9	Spacer for screw M8, B25 L25 M8	Machining steel (CNC)	1 Pc	33,20
	DISTCOFIS9/9	Spacer for screw M8, B25 L40 M8	Machining steel (CNC)	1 Pc	38,48
	DISTCOFIS76/9	Spacer for screw M6, B30 L40 M6	Machining steel (CNC)	1 Pc	61,64
	DISTCOFIS78/9	Spacer for screw M8, B30 L40 M8	Machining steel (CNC)	1 Pc	61,64
	DISTCOFIS86/9	Spacer for screw M6, B30 L25 M6	Machining steel (CNC)	1 Pc	35,56
	DISTCOFIS88/9	Spacer for screw M8, B30 L25 M8	Machining steel (CNC)	1 Pc	44,84
	DISTCOFIS8/9	Spacer for screw M10, B30 L25 M10	Machining steel (CNC)	1 Pc	41,00
	DISTCOFIS7/9	Spacer for screw M10, B30 L40 M10	Machining steel (CNC)	1 Pc	47,98
	DISTCOFIS6/9	Spacer for screw M10, B35 L25 M10	Machining steel (CNC)	1 Pc	36,90
	DISTCOFIS5/9	Spacer for screw M10, B35 L40 M10	Machining steel (CNC)	1 Pc	49,66
	DISTCOFIS4025/9	Spacer for screw M10, B40 L25 M10	Machining steel (CNC)	1 Pc	45,68
	DISTCOFIS4040/9	Spacer for screw M10, B40 L40 M10	Machining steel (CNC)	1 Pc	52,94
	DISTCOFIS4/9	Spacer for screw M10, B45 L25 M10	Machining steel (CNC)	1 Pc	47,94

ARRANGEMENT









BALUSTRADES

OUTDOORS

INDOORS

SHOWERS

ARRANGEMENT

	Art.	Description	Finish	Qty	EURO
	DISTCOFIS3/9	Spacer for screw M10, B45 L40 M10	Machining steel (CNC)	1 Pc	55,82
	DISTCOFIS5025/9	Spacer for screw M10, B50 L25 M10	Machining steel (CNC)	1 Pc	49,84
	DISTCOFIS5040/9	Spacer for screw M10, B50 L40 M10	Machining steel (CNC)	1 Pc	57,68
	DISTCOFIS2/9	Spacer for screw M10, B55 L25 M10	Machining steel (CNC)	1 Pc	45,78
	DISTCOFIS1/9	Spacer for screw M10, B55 L40 M10	Machining steel (CNC)	1 Pc	52,74
	BORKIA0/9	Cap for screw M6, B25 L5	Machining steel (CNC)	1 Pc	12,40
	BORKIA1/9	Cap for screw M8, B25 L7	Machining steel (CNC)	1 Pc	12,94
	BORKIA2/9	Cap for screw M6, B30 L5	Machining steel (CNC)	1 Pc	13,44
	BORKIA3/9	Cap for screw M8, B30 L7	Machining steel (CNC)	1 Pc	13,46
	BORKIA33/9	Cap for screw M10, B30 L8	Machining steel (CNC)	1 Pc	14,76
	BORKIA4/9	Cap for screw M10, B35 L8	Machining steel (CNC)	1 Pc	16,50
	BORKIA40/9	Cap for screw M10, B40 L8	Machining steel (CNC)	1 Pc	18,22
	BORKIA5/9	Cap for screw M10, B45 L8	Machining steel (CNC)	1 Pc	21,36
	BORKIA6/9	Cap for screw M10, B50 L8	Machining steel (CNC)	1 Pc	24,86
	BORKIA66/9	Cap for screw M10, B55 L8	Machining steel (CNC)	1 Pc	26,32
BORKIA7/9	Cap for screw M10, B75 L8	Machining steel (CNC)	1 Pc	42,46	
	MVAC3041/9	Screw with 4 blind holes, B25 A27.5 M8	Machining steel (CNC)	1 Pc	22,94
	MVAC3044/9	Screw with 4 blind holes, B35 A36 M12	Machining steel (CNC)	1 Pc	39,82
	MVAC3048/9	Screw with 4 blind holes, B40 A30 M10	Machining steel (CNC)	1 Pc	46,36
	VITC256/9	Flat head screw, B25 A25 M6	Machining steel (CNC)	1 Pc	24,04
	VITC258/9	Flat head screw, B25 A30 M8	Machining steel (CNC)	1 Pc	24,64
	VITC30825/9	Flat head screw, B30 A25 M8	Machining steel (CNC)	1 Pc	25,78
	VITC30830/9	Flat head screw, B30 A30 M8	Machining steel (CNC)	1 Pc	26,46
	VITC40825/9	Flat head screw, B40 A25 M10	Machining steel (CNC)	1 Pc	32,62
	VITC40830/9	Flat head screw, B40 A30 M10	Machining steel (CNC)	1 Pc	33,28
	VITC50830/9	Flat head screw, B50 A30 M10	Machining steel (CNC)	1 Pc	40,88
	VITC50835/9	Flat head screw, B50 A35 M10	Machining steel (CNC)	1 Pc	42,28
	BORC25/9	Flat head cap, B25 L6 M6	Machining steel (CNC)	1 Pc	14,38
	BORC30/9	Flat head cap, B30 L6 M8	Machining steel (CNC)	1 Pc	15,78
	BORC35/9	Flat head cap, B35 L7 M10	Machining steel (CNC)	1 Pc	17,14
	BORC40/9	Flat head cap, B40 L7 M10	Machining steel (CNC)	1 Pc	18,76
	BORC45/9	Flat head cap, B45 L8 M10	Machining steel (CNC)	1 Pc	21,96
	BORC50/9	Flat head cap, B50 L8 M10	Machining steel (CNC)	1 Pc	24,10
	BORC55/9	Flat head cap, B55 L8 M10	Machining steel (CNC)	1 Pc	26,46
	COFIS15B/9	Countersunk connector with white PVC gasket, B16.8	Machining steel (CNC)	1 Pc	21,06
	COFIS15N/9	Countersunk connector with black PVC gasket, B16.8	Machining steel (CNC)	1 Pc	21,06
	COFIS20B/9	Countersunk connector with white PVC gasket, B21.5	Machining steel (CNC)	1 Pc	21,42
	COFIS20N/9	Countersunk connector with black PVC gasket, B21.5	Machining steel (CNC)	1 Pc	21,42
	COFIS25B/9	Countersunk connector with white PVC gasket, B25.5	Machining steel (CNC)	1 Pc	24,86
	COFIS25N/9	Countersunk connector with black PVC gasket, B25.5	Machining steel (CNC)	1 Pc	24,86

	Art.	Description	Finish	Qty	EURO
	COFIS30B/9	Countersunk connector with white PVC gasket, B31.6	Machining steel (CNC)	1 Pc	27,14
	COFIS30N/9	Countersunk connector with black PVC gasket, B31.6	Machining steel (CNC)	1 Pc	27,14
	COFIS40B/9	Countersunk connector with white PVC gasket, B40.3	Machining steel (CNC)	1 Pc	31,16
	COFIS40N/9	Countersunk connector with black PVC gasket, B40.3	Machining steel (CNC)	1 Pc	31,16
	COFIS50B/9	Countersunk connector with white PVC gasket, B51.6	Machining steel (CNC)	1 Pc	38,64
	COFIS50N/9	Countersunk connector with black PVC gasket, B51.6	Machining steel (CNC)	1 Pc	38,64
	COFIS6B/9	Countersunk screw with white PVC gasket, 5/6 mm glass, B16.6	Machining steel (CNC)	1 Pc	24,86
	COFIS6N/9	Countersunk screw with black PVC gasket, 5/6 mm glass, B16.6	Machining steel (CNC)	1 Pc	24,86
	COFIS7B/9	Countersunk screw with white PVC gasket, 6/8 mm glass, B22.8	Machining steel (CNC)	1 Pc	26,12
	COFIS7N/9	Countersunk screw with black PVC gasket, 6/8 mm glass, B22.8	Machining steel (CNC)	1 Pc	26,12
	BCOFIS15B/9	Button connector with white POM gasket, B15	Machining steel (CNC)	1 Pc	15,62
	BCOFIS20B/9	Button connector with white POM gasket, B20	Machining steel (CNC)	1 Pc	16,74
	BCOFIS25B/9	Button connector with white POM gasket, B25	Machining steel (CNC)	1 Pc	20,08
	BCOFIS30B/9	Button connector with white POM gasket, B30	Machining steel (CNC)	1 Pc	22,34
	BCOFIS40B/9	Button connector with white POM gasket, B40	Machining steel (CNC)	1 Pc	25,64
	BCOFIS7B/9	Button screw with white POM gasket, 6/8 mm glass, B20	Machining steel (CNC)	1 Pc	18,96
	MVITCE1/9	Countersunk screws with hex head, B7.7 L8 M4	Machining steel (CNC)	1 Pc	0,38
	MVITCE2/9	Countersunk screws with hex head, B7.7 L10 M4	Machining steel (CNC)	1 Pc	0,34
	MVITCE3/9	Countersunk screws with hex head, B7.7 L12 M4	Machining steel (CNC)	1 Pc	0,34
	MVITCE31/9	Countersunk screws with hex head, B7.7 L14 M4	Machining steel (CNC)	1 Pc	0,36
	MVITCE4/9	Countersunk screws with hex head, B7.7 L16 M4	Machining steel (CNC)	1 Pc	0,34
	MVITCE41/9	Countersunk screws with hex head, B7.7 L18 M4	Machining steel (CNC)	1 Pc	0,42
	MVITCE42/9	Countersunk screws with hex head, B7.7 L20 M4	Machining steel (CNC)	1 Pc	0,38
	MVITCE43/9	Countersunk screws with hex head, B7.7 L30 M4	Machining steel (CNC)	1 Pc	0,56
	MVITCE5/9	Countersunk screws with hex head, B9.9 L10 M5	Machining steel (CNC)	1 Pc	0,38
	MVITCE6/9	Countersunk screws with hex head, B9.9 L12 M5	Machining steel (CNC)	1 Pc	0,38
	MVITCE61/9	Countersunk screws with hex head, B9.9 L14 M5	Machining steel (CNC)	1 Pc	0,46
	MVITCE7/9	Countersunk screws with hex head, B9.9 L16 M5	Machining steel (CNC)	1 Pc	0,40
	MVITCE71/9	Countersunk screws with hex head, B9.9 L20 M5	Machining steel (CNC)	1 Pc	0,50
	MVITCE81/9	Countersunk screws with hex head, B11.85 L10 M6	Machining steel (CNC)	1 Pc	0,52
MVITCE9/9	Countersunk screws with hex head, B11.85 L12 M6	Machining steel (CNC)	1 Pc	0,50	
MVITCE10/9	Countersunk screws with hex head, B11.85 L16 M6	Machining steel (CNC)	1 Pc	0,52	

ARRANGEMENT

BALUSTRADES

OUTDOORS

INDOORS

SHOWERS

ARRANGEMENT







Art.	Description	Finish	Qty	EURO
MVITCE11/9	Countersunk screws with hex head, B11.85 L20 M6	Machining steel (CNC)	1 Pc	0,62
MVITCE12/9	Countersunk screws with hex head, B11.85 L25 M6	Machining steel (CNC)	1 Pc	0,70
MVITCE13/9	Countersunk screws with hex head, B11.85 L30 M6	Machining steel (CNC)	1 Pc	0,84
MVITCE14/9	Countersunk screws with hex head, B11.85 L40 M6	Machining steel (CNC)	1 Pc	1,10
MVITCE15/9	Countersunk screws with hex head, B15.85 L10 M8	Machining steel (CNC)	1 Pc	1,10
MVITCE16/9	Countersunk screws with hex head, B15.85 L12 M8	Machining steel (CNC)	1 Pc	0,88
MVITCE17/9	Countersunk screws with hex head 8, B15.85 L16 M8	Machining steel (CNC)	1 Pc	1,06
MVITCE18/9	Countersunk screws with hex head, B15.85 L20 M8	Machining steel (CNC)	1 Pc	1,10
MVITCE19/9	Countersunk screws with hex head, B15.85 L25 M8	Machining steel (CNC)	1 Pc	1,26
MVITCE20/9	Countersunk screws with hex head, B15.85 L30 M8	Machining steel (CNC)	1 Pc	1,44
MVITCE21/9	Countersunk screws with hex head, B15.85 L40 M8	Machining steel (CNC)	1 Pc	1,82
MVITCE22/9	Countersunk screws with hex head, B15.85 L80 M8	Machining steel (CNC)	1 Pc	4,22
MVITCE23/9	Countersunk screws with hex head, B19.6 L16 M10	Machining steel (CNC)	1 Pc	2,36
MVITCE24/9	Countersunk screws with hex head, B19.6 L20 M10	Machining steel (CNC)	1 Pc	1,78
MVITCE25/9	Countersunk screws with hex head, B19.6 L25 M10	Machining steel (CNC)	1 Pc	1,90
MVITCE26/9	Countersunk screws with hex head, B19.6 L30 M10	Machining steel (CNC)	1 Pc	2,16
MVITCE27/9	Countersunk screws with hex head, B19.6 L40 M10	Machining steel (CNC)	1 Pc	3,44
MVITCE28/9	Countersunk screws with hex head, B19.6 L50 M10	Machining steel (CNC)	1 Pc	4,12
MVITCE29/9	Countersunk screws with hex head, B23.5 L25 M12	Machining steel (CNC)	1 Pc	4,18
MVITCE30/9	Countersunk screws with hex head, B23.5 L30 M12	Machining steel (CNC)	1 Pc	4,38
MVITCE33/9	Countersunk screws with hex head, B23.5 L35 M12	Machining steel (CNC)	1 Pc	5,02
MVITCE32/9	Countersunk screws with hex head, B23.5 L40 M12	Machining steel (CNC)	1 Pc	5,06



MGRAN7/9	Hex head grub screw, L14 M6	Machining steel (CNC)	1 Pc	0,56
MGRAN5/9	Hex head grub screw, L16 M6	Machining steel (CNC)	1 Pc	0,64
MGRAN55/9	Hex head grub screw, L20 M6	Machining steel (CNC)	1 Pc	0,78
MGRAN41/9	Hex head grub screw, L14 M8	Machining steel (CNC)	1 Pc	0,90
MGRAN4/9	Hex head grub screw, L16 M8	Machining steel (CNC)	1 Pc	0,90
MGRAN47/9	Hex head grub screw, L20 M8	Machining steel (CNC)	1 Pc	1,14
MGRAN46/9	Hex head grub screw, L25 M8	Machining steel (CNC)	1 Pc	1,44
MGRAN451/9	Hex head grub screw, L30 M8	Machining steel (CNC)	1 Pc	1,58
MGRAN45/9	Hex head grub screw, L35 M8	Machining steel (CNC)	1 Pc	2,06
MGRAN44/9	Hex head grub screw, L40 M8	Machining steel (CNC)	1 Pc	1,98
MGRAN43/9	Hex head grub screw, L45 M8	Machining steel (CNC)	1 Pc	2,50
MGRAN42/9	Hex head grub screw, L50 M8	Machining steel (CNC)	1 Pc	2,56
MGRAN3/9	Hex head grub screw, L16 M10	Machining steel (CNC)	1 Pc	1,30
MGRAN22/9	Hex head grub screw, L20 M10	Machining steel (CNC)	1 Pc	1,80
MGRAN2/9	Hex head grub screw, L25 M10	Machining steel (CNC)	1 Pc	3,00
MGRAN15/9	Hex head grub screw, L30 M10	Machining steel (CNC)	1 Pc	2,42
MGRAN1/9	Hex head grub screw, L40 M10	Machining steel (CNC)	1 Pc	3,14
MGRAN11/9	Hex head grub screw, L45 M10	Machining steel (CNC)	1 Pc	3,94
MGRAN12/9	Hex head grub screw, L50 M10	Machining steel (CNC)	1 Pc	4,04



MVIT061/1	Flat head screw with 6 blind holes, B25 A24 M8	Chrome	1 Pc	11,50
MVIT061/3	Flat head screw with 6 blind holes, B25 A24 M8	Brushed nickel	1 Pc	13,54
MVIT068/1	Flat head screw with 6 blind holes, B40 A35 M10	Chrome	1 Pc	27,04
MVIT068/3	Flat head screw with 6 blind holes, B40 A35 M10	Brushed nickel	1 Pc	28,82

	Art.	Description	Finish	Qty	EURO
	MVIT0110/1	Flat head screw, B14 A20 M4	Chrome	1 Pc	10,12
	MVIT0110/3	Flat head screw, B14 A20 M4	Brushed nickel	1 Pc	12,10
	MVIT015/1	Flat head screw, B20 A25 M6	Chrome	1 Pc	6,54
	MVIT015/3	Flat head screw, B20 A25 M6	Brushed nickel	1 Pc	8,56
	MVIT016/1	Flat head screw, B20 A25 M8	Chrome	1 Pc	7,08
	MVIT016/3	Flat head screw, B20 A25 M8	Brushed nickel	1 Pc	9,10
	MVIT013/1	Flat head screw, B25 A28 M6	Chrome	1 Pc	7,84
	MVIT013/3	Flat head screw, B25 A28 M6	Brushed nickel	1 Pc	9,84
	MVIT014/1	Flat head screw, B30 A28 M8	Chrome	1 Pc	9,50
	MVIT014/3	Flat head screw, B30 A28 M8	Brushed nickel	1 Pc	11,50
	MVIT022/1	Flat head knurled screw, B14 A20 M4	Chrome	1 Pc	6,84
	MVIT022/3	Flat head knurled screw, B14 A20 M4	Brushed nickel	1 Pc	8,84
	MVIT023/1	Flat head knurled screw, B20 A16 M6	Chrome	1 Pc	5,62
	MVIT023/3	Flat head knurled screw, B20 A16 M6	Brushed nickel	1 Pc	7,64
	MVIT026/1	Flat head knurled screw, B20 A22 M6	Chrome	1 Pc	6,36
	MVIT026/3	Flat head knurled screw, B20 A22 M6	Brushed nickel	1 Pc	8,38
	MVIT0511/1	Flat head screw with 2 blind holes, B22 A24 M4	Chrome	1 Pc	11,04
	MVIT0511/3	Flat head screw with 2 blind holes, B22 A24 M4	Brushed nickel	1 Pc	13,04
	MVIT0512/1	Flat head screw with 2 blind holes, B22 A24 M6	Chrome	1 Pc	11,04
	MVIT0512/3	Flat head screw with 2 blind holes, B22 A24 M6	Brushed nickel	1 Pc	13,04
	MVIT052/1	Flat head screw with 2 blind holes, B22 A24 M8	Chrome	1 Pc	9,02
	MVIT052/3	Flat head screw with 2 blind holes, B22 A24 M8	Brushed nickel	1 Pc	11,04
	MVIT053/1	Flat head screw with 2 blind holes, B25 A20 M10	Chrome	1 Pc	8,78
	MVIT053/3	Flat head screw with 2 blind holes, B25 A20 M10	Brushed nickel	1 Pc	10,76
	MVIT055/1	Flat head screw with 2 blind holes, B30 A24 M8	Chrome	1 Pc	12,00
	MVIT055/3	Flat head screw with 2 blind holes, B30 A24 M8	Brushed nickel	1 Pc	13,98
	MVIT057/1	Flat head screw with 2 blind holes, B35 A16 M8	Chrome	1 Pc	15,96
	MVIT057/3	Flat head screw with 2 blind holes, B35 A16 M8	Brushed nickel	1 Pc	17,82
	GT01	Precut PVC washer, B14 F4.5	Transparent	1 Pc	0,90
	GT02	Precut PVC washer, B16 F6.5	Transparent	1 Pc	0,96
	GT03	Precut PVC washer, B16 F8.5	Transparent	1 Pc	0,96
	GT035	Precut PVC washer, B16 F10.5	Transparent	1 Pc	0,96
	GT04	Precut PVC washer, B18 F5.5	Transparent	1 Pc	1,02
	GT041	Precut PVC washer, B18 F6.5	Transparent	1 Pc	1,02
	GT042	Precut PVC washer, B18 F8.5	Transparent		DISCONTINUED
	GT043	Precut PVC washer, B18 F10.5	Transparent		DISCONTINUED
	GT05	Precut PVC washer, B20 F6.5	Transparent	1 Pc	1,06
GT06	Precut PVC washer, B20 F8.5	Transparent	1 Pc	1,06	
GT061	Precut PVC washer, B20 F10.5	Transparent	1 Pc	1,06	
GT07	Precut PVC washer, B22 F8.5	Transparent	1 Pc	1,18	
GT08	Precut PVC washer, B24 F6.5	Transparent	1 Pc	1,24	
GT091	Precut PVC washer, B25 F6.5	Transparent	1 Pc	1,28	
GT09	Precut PVC washer, B25 F8.5	Transparent	1 Pc	1,28	
GT10	Precut PVC washer, B25 F10.5	Transparent	1 Pc	1,28	
GT105	Precut PVC washer, B25 F12.5	Transparent	1 Pc	0,78	
GT11	Precut PVC washer, B27 F10.5	Transparent	1 Pc	1,30	

ARRANGEMENT







BALUSTRADES



OUTDOORS

INDOORS

SHOWERS

ARRANGEMENT

	Art.	Description	Finish	Qty	EURO	
	GT12	Precut PVC washer, B30 F6.5	Transparent	1 Pc	1,36	
	GT13	Precut PVC washer, B30 F8.5	Transparent	1 Pc	1,36	
	GT14	Precut PVC washer, B30 F10.5	Transparent	1 Pc	1,36	
	GT145	Precut PVC washer, B30 F12.5	Transparent	1 Pc	1,36	
	GT146	Precut PVC washer, B30 F14.5	Transparent		DISCONTINUED	
	GT15	Precut PVC washer, B30 F16.5	Transparent	1 Pc	1,36	
	GT16	Precut PVC washer, B30 F20.5	Transparent		DISCONTINUED	
	GT17	Precut PVC washer, B35 F8.5	Transparent	1 Pc	1,66	
	GT185	Precut PVC washer, B35 F10.5	Transparent	1 Pc	1,66	
	GT18	Precut PVC washer, B35 F12.5	Transparent	1 Pc	1,66	
	GT19	Precut PVC washer, B40 F10.5	Transparent	1 Pc	1,76	
	GT195	Precut PVC washer, B40 F14.5	Transparent	1 Pc	1,76	
	GT20	Precut PVC washer, B40 F20.5	Transparent	1 Pc	1,76	
	GT215	Precut PVC washer, B45 F10.5	Transparent	1 Pc	2,16	
	GT216	Precut PVC washer, B45 F18.5	Transparent	1 Pc	2,16	
	GT217	Precut PVC washer, B45 F28.5	Transparent	1 Pc	2,16	
	GT21	Precut PVC washer, B50 F10.5	Transparent	1 Pc	2,44	
	GT22	Precut PVC washer, B50 F15.5	Transparent	1 Pc	2,44	
	GT23	Precut PVC washer, B50 F25.5	Transparent	1 Pc	2,44	
	GT231	Precut PVC washer, B55 F10.5	Transparent	1 Pc	2,86	
	GT235	Precut PVC washer, B60 F12.5	Transparent	1 Pc	3,14	
	GT24	Precut PVC washer, B75 F25.5	Transparent		DISCONTINUED	
		DCYF1316/9	Spacer with cap, 8 mm glass, B13	Machining steel (CNC)	1 Pc	16,46
		DCYF1318/9	Spacer with cap, 10 mm glass, B16	Machining steel (CNC)	1 Pc	16,18
	DCY101010/9	Spacer for nameplates, 4/8 mm glass, B10 P10	Machining steel (CNC)	1 Pc	10,34	
	DCY101015/9	Spacer for nameplates, 4/8 mm glass, B10 P15	Machining steel (CNC)	1 Pc	10,74	
	DCY101310/9	Spacer for nameplates, 4/8 mm glass, B13 P10	Machining steel (CNC)	1 Pc	11,90	
	DCY101315/9	Spacer for nameplates, 4/8 mm glass, B13 P15	Machining steel (CNC)	1 Pc	12,48	
	DCY101815/9	Spacer for nameplates, 4/8 mm glass, B18 P15	Machining steel (CNC)	1 Pc	17,06	
	DCY101820/9	Spacer for nameplates, 4/8 mm glass, B18 P20	Machining steel (CNC)	1 Pc	18,38	
	DCYM615/9	Spacer for nameplates with grub screw, 4/9 mm glass, B13 P15	Machining steel (CNC)	1 Pc	14,32	
	DCYM620/9	Spacer for nameplates with grub screw, 4/12 mm glass, B13 P20	Machining steel (CNC)	1 Pc	15,10	
	MPB1930/8	4 spacers for nameplates with grub screw, 6/8 mm glass, B19 L30	Brushed steel	1 Pc	62,60	
	MPB1930/15	4 spacers for nameplates with grub screw, 6/8 mm glass, B19 L30	Polished steel	1 Pc	74,76	
	DCST13/9	Support for nameplates, 8/16 mm glass, B13 L51	Machining steel (CNC)	1 Pc	27,56	

	Art.	Description	Finish	Qty	EURO
	MPB110/1	Spacer for nameplates, 6 mm glass, B25 P9	Chrome	1 Pc	22,74
	MPB110/2	Spacer for nameplates, 6 mm glass, B25 P9	Gold	1 Pc	31,86
	MPB110/24	Spacer for nameplates, 6 mm glass, B25 P9	Brushed steel effect	1 Pc	27,80
	MPB111/1	Spacer for nameplates, 10 mm glass, B25 P24	Chrome	1 Pc	31,22
	MPB111/2	Spacer for nameplates, 10 mm glass, B25 P24	Gold	1 Pc	43,46
	MPB111/24	Spacer for nameplates, 10 mm glass, B25 P24	Brushed steel effect	1 Pc	39,42
	MPB121/1	Spacer for nameplates, 12 mm glass, B33 P31	Chrome	1 Pc	56,94
	MPB121/2	Spacer for nameplates, 12 mm glass, B33 P31	Gold	1 Pc	84,98
	MPB121/3	Spacer for nameplates, 12 mm glass, B33 P31	Brushed nickel	1 Pc	56,94
	PATA46/1	Spacer for nameplates, 4/6 mm glass, B18 P8	Chrome	1 Pc	18,32
	PATA46/2	Spacer for nameplates, 4/6 mm glass, B18 P8	Gold	1 Pc	28,10
	PATA46/3	Spacer for nameplates, 4/6 mm glass, B18 P8	Brushed nickel	1 Pc	18,32
	PATA810/1	Spacer for nameplates, 8/10 mm glass, B18 P8	Chrome	1 Pc	21,26
	PATA810/2	Spacer for nameplates, 8/10 mm glass, B18 P8	Gold	1 Pc	24,92
	PATA810/3	Spacer for nameplates, 8/10 mm glass, B18 P8	Brushed nickel	1 Pc	21,26
	DCYB13/9	Screw cap, B13 L5	Machining steel (CNC)	1 Pc	9,58
	DCYB18/9	Screw cap, B18 L6	Machining steel (CNC)	1 Pc	13,58
	DCYB15/9	Screw cap with grub screw, B15 L5	Machining steel (CNC)	1 Pc	14,24
	DCYB20/9	Screw cap with grub screw, B20 L6	Machining steel (CNC)	1 Pc	16,00
	MBOR004/1	Screw cap, B15 L7.5	Chrome	1 Pc	6,02
	MBOR004/2	Screw cap, B15 L7.5	Gold	1 Pc	11,24
	MBOR004/3	Screw cap, B15 L7.5	Brushed nickel	1 Pc	5,02
	MBOR003/1	Screw cap, B20 L7.5	Chrome	1 Pc	10,36
	MBOR003/2	Screw cap, B20 L7.5	Gold	1 Pc	9,14
	MBOR003/3	Screw cap, B20 L7.5	Brushed nickel	1 Pc	10,36
	MBOR001/1	Screw cap, B30 L7.5	Chrome	1 Pc	13,18
	MBOR001/2	Screw cap, B30 L7.5	Gold	1 Pc	16,80
	MBOR001/3	Screw cap, B30 L7.5	Brushed nickel	1 Pc	13,18
	MBOR002/1	Screw cap, B50 L7.5	Chrome	1 Pc	28,02
	MBOR002/2	Screw cap, B50 L7.5	Gold	1 Pc	32,42
	MBOR002/3	Screw cap, B50 L7.5	Brushed nickel	1 Pc	31,48
	BOR01/95	Screw cap, B14, pack 100 Pcs	Nickel-coated	1 Pc	33,36
	BOR02/95	Screw cap, B20, pack 100 Pcs	Nickel-coated	1 Pc	42,26
	BOR03/95	Cap with screw, B20, pack 100 Pcs	Nickel-coated	1 Pc	227,78

ARRANGEMENT





BALUSTRADES

OUTDOORS

INDOORS

SHOWERS

ARRANGEMENT

	Art.	Description	Finish	Qty	EURO
	UT400	Pin wrench with Ø 3.9 mm pins		1 Pc	59,68
	UT300	Pin wrench with Ø 2.9 mm pins		1 Pc	56,16
	UTC300R	2 replacement pins, B2.9		1 Pc	18,78
	UT250	Pin wrench with Ø 2.4 mm pins		1 Pc	54,40
	UTC250R	2 replacement pins, B2.4		1 Pc	18,78
	UT200	Pin wrench with Ø 1.9 mm pins		1 Pc	56,16
	UTC200R	2 replacement pins, B1.9		1 Pc	18,78
	CHSETT19	Hook wrench for 3 mm blind hole		1 Pc	117,02
	CHSETT32	Hook wrench for 4 mm blind hole		1 Pc	176,94
	DCYTV13/9	Accessory for tightening spacers with flat head and 2 mm hole, B13	Machining steel (CNC)	1 Pc	28,76
	DCYTV18/9	Accessory for tightening spacers with flat head and 2 mm hole, B18	Machining steel (CNC)	1 Pc	35,00

PRICE LIST **ACCESSORIES FOR GLASSWORKS**

1
2
3
4
5
6

UV Adhesives

UV Lamps

Silicones

Tools

Abrasives

ACCESSORIES FOR GLASSWORKS

BALUSTRADES












OUTDOORS









INDOORS

SHOWERS

ARRANGEMENT

ACCESSORIES FOR GLASSWORKS

	Art.	Description	Availability	Qty	EURO
	FX627.100	FIXGLASS UV 627 adhesive, 100 g pack		1 Pc	115,92
	FX627.250	FIXGLASS UV 627 adhesive, 250 g pack		1 Pc	228,50
	FX627.1000	FIXGLASS UV 627 adhesive, 1000 g pack			DISCONTINUED
	FX635.100	FIXGLASS UV 635 adhesive, 100 g pack		1 Pc	115,92
	FX635.250	FIXGLASS UV 635 adhesive, 250 g pack		1 Pc	228,50
	FX635.1000	FIXGLASS UV 635 adhesive, 1000 g pack			DISCONTINUED
	FX10.100	FIXGLASS UV 10 adhesive, 100 g pack		1 Pc	115,92
	FX10.250	FIXGLASS UV 10 adhesive, 250 g pack		1 Pc	228,50
	FX10.1000	FIXGLASS UV 10 adhesive, 1000 g pack			DISCONTINUED
	FX630.100	FIXGLASS UV 630 adhesive, 100 g pack		1 Pc	115,92
	FX630.250	FIXGLASS UV 630 adhesive, 250 g pack		1 Pc	228,50
	FX630.1000	FIXGLASS UV 630 adhesive, 1000 g pack			DISCONTINUED
	FX621.100	FIXGLASS UV 621 adhesive, 100 g pack		1 Pc	115,92
	FX621.250	FIXGLASS UV 621 adhesive, 250 g pack		1 Pc	228,50
	FX621.1000	FIXGLASS UV 621 adhesive, 1000 g pack			DISCONTINUED
	FX629.100	FIXGLASS UV 629 adhesive, 100 g pack		1 Pc	115,92
	FX629.250	FIXGLASS UV 629 adhesive, 250 g pack		1 Pc	228,50
	FX629.1000	FIXGLASS UV 629 adhesive, 1000 g pack			DISCONTINUED
	FX973.100	FIXGLASS UV 973 adhesive, 100 g pack		1 Pc	115,92
	FX973.250	FIXGLASS UV 973 adhesive, 250 g pack		1 Pc	228,50
	FX973.1000	FIXGLASS UV 973 adhesive, 1000 g pack			DISCONTINUED
	FX973GEL.30	FIXGLASS UV 973 GEL adhesive		1 Pc	56,24
	FXGEL03	Disposable plastic nozzle, 5 pc pack		1 Pc	13,72
	FXATT	UV adhesives activator		1 Pc	43,96
	FXGH	Mixed doser needles with adaptor for bottles,5 pc pack		1 Pc	63,36
	FXGH33	Measuring needle 0.33 mm, orange		1 Pc	8,44
	FXGH41	Measuring needle 0.41 mm, blue		1 Pc	8,44
	FXGH58	Measuring needle 0.58 mm, pink		1 Pc	8,44
	FXGH84	Measuring needle 0.84 mm, green		1 Pc	8,44
	FXGH1.37	Measuring needle 1.37 mm, amber		1 Pc	8,44
	FXADGH	Adaptor for measuring needles to be screwed on to bottles		1 Pc	24,44
	FXGEL01	Gun for FIXGLASS UV GEL		1 Pc	242,12

	Art.	Description	Availability	Qty	EURO
	FXBC50	Two-component epoxy resin, 50 g pack		1 Pc	43,10
	FXBC03	Mixer for FXBC50		1 Pc	3,06
	FXBC05	Mixer for FXBC50, 5-pc pack		1 Pc	14,34
	FXBC01	Gun for FXBC50		1 Pc	104,30
	FX1000	Surface cleaner FIXGLASS 1000, 500 ml pack		1 Pc	33,60
	FXVP01	Sprayer for FIXGLASS 1000		1 Pc	5,42
	FX2000	Refill bottle for FIXGLASS 1000, 2 L pack		1 Pc	62,32
	FXTNT01	TNT cloth, B400 H250, 50-sheet pack		1 Pc	55,92
	LAME05	Blades for plastic cutting, B22 H0.20 L45, 100 Pcs package		1 Pc	72,66
	LAME07	Blades for plastic cutting, B22 H0.15 L45, 250 Pcs package		1 Pc	259,16
	LAME02	Disposable blades for plastic cutting, B19.5 H0.23 L39.5, 100 Pcs package		1 Pc	46,44
	FN4	Black felt, L4000		1 m ²	31,84
	LAMP016	UV bonding protective goggles		1 Pc	62,76
	FXUVLEDLINE365	UV lamp HONLE LEDLINE 500, wavelength 365 nm			DISCONTINUED
	FXUVLEDLINE405	UV lamp HONLE LEDLINE 500, wavelength 405 nm - VISIBLE LIGHT	On request	1 Pc	10.912,26

BALUSTRADES

OUTDOORS

INDOORS

SHOWERS

ARRANGEMENT

ACCESSORIES FOR GLASSWORKS

ACCESSORIES FOR GLASSWORKS

BALUSTRADES





OUTDOORS











INDOORS

SHOWERS

ARRANGEMENT

ACCESSORIES FOR GLASSWORKS

	Art.	Description	Colour	Availability	Qty	EURO
	FXUVLED365	UV lamp HAND LED, wavelength 365 nm			1 Pc	5.613,78
	FXUVLED405	UV lamp HAND LED, wavelength 405 nm - VISIBLE LIGHT			1 Pc	5.290,08
	FXUVLED001	Case for HONLE HAND LED lamp				DISCONTINUED
	SUVREGH	Suction cup support for bonding with variable angle 40-300°, B120			1 Pc	640,64
	SUV90I	Suction cup support for bonding at 90°, B120			1 Pc	545,08
	V90IR	Suction cup support for bonding at 90° adjustable, B60			1 Pc	297,56
	V90I	Suction cup support for bonding at 90°, B60				DISCONTINUED
	V90ER	Suction cup support for bonding at 90° adjustable, B60				DISCONTINUED
	DW781TR	Traditional acetic silicone, pack of 12 Pcs x 310 ml	transparent		1 Pc	135,92
	DW781NE	Traditional acetic silicone, pack of 12 Pcs x 310 ml	Matt black		1 Pc	135,92
	DW784TR	Anti-mould acetic silicone, pack of 12 Pcs x 310 ml	transparent		1 Pc	138,52
	DW881TR	Acetic silicone with high stickiness, pack of 12 Pcs x 310 ml	transparent		1 Pc	305,80
	DW881NE	Acetic silicone with high stickiness, pack of 12 Pcs x 310 ml	Matt black			DISCONTINUED
	DW799TR	Neutral anti-mould silicone, pack of 12 Pcs x 310 ml	transparent		1 Pc	138,52
	DW796BI	Neutral alkoxy silicone, pack of 12 Pcs x 310 ml	white		1 Pc	123,10
	DW796NE	Neutral alkoxy silicone, pack of 12 Pcs x 310 ml	Matt black		1 Pc	123,10
	DW796GR	Neutral alkoxy silicone, pack of 12 Pcs x 310 ml	grey		1 Pc	123,10
	DW796MA	Neutral alkoxy silicone, pack of 12 Pcs x 310 ml	brown			DISCONTINUED
	DW796TM	Neutral alkoxy silicone, pack of 12 Pcs x 310 ml	dark brown			DISCONTINUED
	DW817BI	Neutral silicone for mirrors, pack of 12 Pcs x 310 ml	white		1 Pc	182,96

	Art.	Description	Colour	Availability	Qty	EURO
	DW791NE	High performance neutral silicone, pack of 12 Pcs x 310 ml	black		1 Pc	209,08
	DW791TTR	High performance neutral silicone, pack of 12 Pcs x 310 ml	transparent		1 Pc	300,56
	DW895NE	High performance neutral silicone, pack of 12 Pcs x 310 ml	black		1 Pc	392,04
	DWCLETC	Clearfix polymer silicone, pack of 12 Pcs x 290 ml	transparent, crystalline		1 Pc	229,98
	DWHTKBI	White High Tack polymer silicone, pack of 12 Pcs x 290 ml	white		1 Pc	229,98
	DWPRCTR	Primer C, 250g pack	transparent		1 Pc	57,50
	DWPRPTR	Primer 1200, 500ml pack	transparent		1 Pc	104,54
	DWGUNSTE	Manual cartridge gun			1 Pc	19,60
	DWGUNSKE	Manual cartridge gun			1 Pc	86,24
	DWSIL	Silicone spreading spatula, 4-pc pack			1 Pc	25,08
	TALR04114	Wheel for cutting tables, B4.1 C1.4 H1.08, 10-pc package		To order		DISCONTINUED
	TALR04514	Wheel for cutting tables, B4.5 C1.4 H1, 10-pc package		To order		DISCONTINUED
	TALR05013	Wheel for cutting tables, B5 C1.3 H1, 10-pc package		To order		DISCONTINUED
	TALR05015	Wheel for cutting tables, B5 C1.5 H1.08, 10-pc package		To order		DISCONTINUED
	TALR05614	Wheel for cutting tables, B5.6 C1.4 H1.08, pack of 10 Pcs		To order	1 Pc	249,48
	TALR05815	Wheel for cutting tables, B5.8 C1.4 H1.06, 10-pc package		To order		DISCONTINUED
	TALR06015	Wheel for cutting tables, B6 C1.55 H1.10, 10-pc package		To order		DISCONTINUED
	TALR06016	Wheel for cutting tables, B6.22 C1.6 H3.05, 10-pc package		To order		DISCONTINUED
	TALR012030	Wheel for cutting tables, B12 C3 H3, 10-pc package		To order		DISCONTINUED
	TALCP4	AISI 303 stainless steel wheel holder CP4, 10-pc package		To order		DISCONTINUED
	TAL1404MD	Widia axle for wheel holder CP4, B1.4, A4.6, 10-pc package		To order		DISCONTINUED
	TAL13046	Tempered steel axle for wheel holder CP3, B1.3, A4.6, 10-pc package		To order		DISCONTINUED
	TAL14060	Tempered steel axle for wheel holder CRD, B1.4, A6, 10-pc package		To order		DISCONTINUED
	TAL15078	Tempered steel axle for wheel holder C, B1.5, A7.8, 10-pc package		To order		DISCONTINUED
	TAL15098	Tempered steel axle for wheel holder CSA-CSD, B1.5, A9.8, 10-pc package		To order		DISCONTINUED
	TAL15120	Tempered steel axle for wheel holder CSM-CSDA, B1.5, A11.8, 10-pc package		To order		DISCONTINUED

ACCESSORIES FOR GLASSWORKS

BALUSTRADES





OUTDOORS









INDOORS

SHOWERS

ARRANGEMENT

ACCESSORIES FOR GLASSWORKS

	Art.	Description	Availability	Qty	EURO
	TALC	Plastic clip C with wheel, B6, 10-pc package	To order		DISCONTINUED
	TALCSM	Plastic clip CSM with wheel, B5.6, 10-pc package	To order	1 Pc	299,38
	TALCSDA	Plastic clip CSDA with wheel, B5, 10-pc package	To order	1 Pc	299,38
	TALCSA	Plastic clip CSA with wheel, B5/6, 10-pc package	To order		DISCONTINUED
	TALCRD	Plastic clip CRD with wheel, B4.5, 10-pc package	To order		DISCONTINUED
	TALCSROVI	Plastic clip CSROVI with wheel	To order		DISCONTINUED
	TALCROVI	Plastic clip CROVI with wheel	To order		DISCONTINUED
	MITSUBOR-38	Mitsubishi oil glass cutter for shaped glass, for 3/8 mm glass		1 Pc	80,90
	TAG004	Toyo metal glass cutter with Tap Wheel, for 3/12 mm glass		1 Pc	84,44
	TAG003	Toyo plastic glass cutter with Tap Wheel, for 3/12 mm glass		1 Pc	82,50
	TAG013	Tungsten carbide glass cutter, for 1/10 mm glass			DISCONTINUED
	TAG007	Spare parts for Toyo glass cutter		1 Pc	65,24
	TAG016	Spare parts for TAG013 glass cutter			DISCONTINUED
	CPH10	Hammer glass with wooden handle, brass head, B20			DISCONTINUED
	CPH20	Hammer glass with aluminium handle, brass head, B20-14		1 Pc	69,86
	LAME05	Blades for plastic cutting, B22 H0.20 L45, 100 Pcs package		1 Pc	72,66
	LAME07	Blades for plastic cutting, B22 H0.15 L45, 250 Pcs package		1 Pc	259,16
	LAME02	Disposable blades for plastic cutting, B19.5 H0.23 L39.5, 100 Pcs package		1 Pc	46,44
	TAG600	Tank glass cutter for serial cutting, L600			DISCONTINUED
	TAG900	Tank glass cutter for serial cutting, L900			DISCONTINUED
	TAG1200	Tank glass cutter for serial cutting, L1200			DISCONTINUED
	TAG1500	Tank glass cutter for serial cutting, L1500			DISCONTINUED
	TAG1800	Tank glass cutter for serial cutting, L1800			DISCONTINUED
	TAG2100	Tank glass cutter for serial cutting, L2100			DISCONTINUED
	TAG-TK	Container for oil for Tank glass cutter			DISCONTINUED
	TAG-PT	Slide pad for Tank glass cutter			DISCONTINUED
	TAG-S1519	Wheel S cut 15-19 mm for Tank glass cutter			DISCONTINUED
	TAG-T612	Wheel T cut 6-19 mm for Tank glass cutter			DISCONTINUED
	TAG-H28	Wheel H cut 2-19 mm for Tank glass cutter			DISCONTINUED

	Art.	Description	Finish	Qty	EURO
	CTV600	Tank glass cutter compass, L600			DISCONTINUED
	CTV800	Tank glass cutter compass, L800			DISCONTINUED
	CTV1000	Tank glass cutter compass, L1000			DISCONTINUED
	CTV1200	Tank glass cutter compass, L1200			DISCONTINUED
	CTV01	Container for oil for Tank compass			DISCONTINUED
	CTV10	Ø73 mm suction lifter and lever for Tank compass			DISCONTINUED
	TCC-H28	Wheel S cut 15-19 mm for Tank compass			DISCONTINUED
	TCC-T612	Wheel T cut 6-12 mm for Tank compass			DISCONTINUED
	TCC-S1519	Wheel H cut 2-8 mm for Tank compass			DISCONTINUED
	CP400	Glass cutter compass, B400		1 Pc	214,70
	CP600	Glass cutter compass, B600		1 Pc	222,84
	CP1000	Glass cutter compass, B1000		1 Pc	249,28
	CP1200	Glass cutter compass, B1200			DISCONTINUED
	CP1600	Glass cutter compass, B1600			DISCONTINUED
	CP2000	Glass cutter compass, B2000			DISCONTINUED
	CPLEV	Lever for glass cutter compass		1 Pc	10,52
	CPVEN	Suction lifter for glass cutter compass, B60		1 Pc	39,98
	CPOM	Knob with glass cutter cutting angle 135° for glass cutter compass		1 Pc	74,42
	OIL31301	Cutting oil for tables 3130, 1-litre pack		1 Pc	48,32
	OIL31305	Cutting oil for tables 3130, 5-litre pack		1 Pc	211,34
	OIL313025	Cutting oil for tables 3130, 25-litre pack		1 Pc	933,06
	OIL31331	Cutting oil for tables 3133, 1-litre pack			DISCONTINUED
	OIL31335	Cutting oil for tables 3133, 5-litre pack		1 Pc	234,26
	OIL313325	Cutting oil for tables 3133, 25-litre pack			DISCONTINUED
	OIL31321	Cutting oil for tables 3132, 1-litre pack		1 Pc	57,36
	OIL31325	Cutting oil for tables 3132, 5-litre pack		1 Pc	254,66
OIL313225	Cutting oil for tables 3132, 25-litre pack			DISCONTINUED	
	SQHB600	Square with brace and ruler on the edge, L600			DISCONTINUED
	SQHB800	Square with brace and ruler on the edge, L800			DISCONTINUED
	SQHB1050	Square with brace and ruler on the edge, L1050		1 Pc	304,68
	SQHD400	Square with diagonal and ruler on the edge, L400			DISCONTINUED
	SQHD600	Square with diagonal and ruler on the edge, L600			DISCONTINUED
	SQHD800	Square with diagonal and ruler on the edge, L800			DISCONTINUED
	SQHD1050	Square with diagonal and ruler on the edge, L1050			DISCONTINUED
	SQHD1250	Square with diagonal and suction lifter, L1250			DISCONTINUED
	SQHD1500	Square with diagonal and suction lifter, L1500			DISCONTINUED
	SQHD1750	Square with diagonal and suction lifter, L1750			DISCONTINUED

ACCESSORIES FOR GLASSWORKS

BALUSTRADES












OUTDOORS





INDOORS

SHOWERS

ARRANGEMENT

ACCESSORIES FOR GLASSWORKS

	Art.	Description	Finish	Qty	EURO
	SQ002	Square with diagonal, L500		1 Pc	65,84
	SQ003	Square with diagonal, L700		1 Pc	78,78
	SQ004	Square with diagonal, L900		1 Pc	80,00
	SQ005	Square with diagonal, L1100		1 Pc	104,36
	SQ006	Square with diagonal, L1250		1 Pc	119,88
	SQ007	Square with diagonal, L1500		1 Pc	133,68
		RIGA001	Straight edge, L2500		1 Pc
	SQTV2000	Straight edge with suction lifter, L2000			DISCONTINUED
	SQTV2500	Straight edge with suction lifter, L2500			DISCONTINUED
	SQTV3000	Straight edge with suction lifter, L3000			DISCONTINUED
	SQTV3500	Straight edge with suction lifter, L3500		1 Pc	759,56
	SQTVS400	Spare suction lifter for straight edges			DISCONTINUED
	SQTECC	Eccentric suction lifter for straight edges and squares			DISCONTINUED
	SQTSUP	Support with suction lifter for straight edges and squares			DISCONTINUED
	SQTS400	Adjustable square, B400 L400			DISCONTINUED
	SQTS600	Adjustable square, B600 L600			DISCONTINUED
	SQTS860	Adjustable square, B600 L800		1 Pc	288,40
	PINZJAW	Jaw pliers opening 19 mm		1 Pc	466,36
	PINZ002	Breaking pliers opening 24 mm		1 Pc	60,96
	PINZ30	Breaking pliers opening 30 mm		1 Pc	31,84
	PINZ33	Adjustable breaking pliers opening 23 mm			DISCONTINUED
	PINZ35	Long nose breaking pliers opening 21 mm		1 Pc	54,78

	Art.	Description	Finish	Qty	EURO
	MAK300	Diamond blade circular saw		1 Pc	776,88
	MAK300BAT4	4 Ah battery for MAK300			DISCONTINUED
	MAK300CAR	Battery charger for MAK300			DISCONTINUED
	MAK10	Segmented diamond blade Makita, B110		1 Pc	237,46
	UDFMARK80	Diamond blade for Makita Duezeta, B80		1 Pc	223,86
	MAK80	Diamond blade Makita, B85		1 Pc	114,54
	UDF-7283ME03	Diamond core bit with continuous crown, L75 F3			DISCONTINUED
	UDF-7283ME04	Diamond core bit with continuous crown, L75 F4			DISCONTINUED
	UDF-7283ME05	Diamond core bit with continuous crown, L75 F5			DISCONTINUED
	UDF-7283ME06	Diamond core bit with continuous crown, L75 F6		1 Pc	70,20
	UDF-7283ME07	Diamond core bit with continuous crown, L75 F7			DISCONTINUED
	UDF-7283ME08	Diamond core bit with continuous crown, L75 F8		1 Pc	75,96
	UDF-7283ME09	Diamond core bit with continuous crown, L75 F9			DISCONTINUED
	UDF-7283ME10	Diamond core bit with continuous crown, L75 F10		1 Pc	83,28
	UDF-7283ME11	Diamond core bit with continuous crown, L75 F11			DISCONTINUED
	UDF-7283ME12	Diamond core bit with continuous crown, L75 F12		1 Pc	86,38
	UDF-7283ME13	Diamond core bit with continuous crown, L75 F13			DISCONTINUED
	UDF-7283ME14	Diamond core bit with continuous crown, L75 F14		1 Pc	90,98
	UDF-7283ME15	Diamond core bit with continuous crown, L75 F15		1 Pc	96,76
	UDF-7283ME16	Diamond core bit with continuous crown, L75 F16		1 Pc	96,76
	UDF-7283ME17	Diamond core bit with continuous crown, L75 F17			DISCONTINUED
	UDF-7283ME18	Diamond core bit with continuous crown, L75 F18		1 Pc	102,50
	UDF-7283ME19	Diamond core bit with continuous crown, L75 F19			DISCONTINUED
	UDF-7283ME20	Diamond core bit with continuous crown, L75 F20		1 Pc	109,42
	UDF-7283ME21	Diamond core bit with continuous crown, L75 F21			DISCONTINUED
	UDF-7283ME22	Diamond core bit with continuous crown, L75 F22			DISCONTINUED
	UDF-7283ME23	Diamond core bit with continuous crown, L75 F23			DISCONTINUED
	UDF-7283ME24	Diamond core bit with continuous crown, L75 F24			DISCONTINUED
	UDF-7283ME25	Diamond core bit with continuous crown, L75 F25			DISCONTINUED
	UDF-7283ME26	Diamond core bit with continuous crown, L75 F26			DISCONTINUED
	UDF-7283ME27	Diamond core bit with continuous crown, L75 F27			DISCONTINUED
	UDF-7283ME28	Diamond core bit with continuous crown, L75 F28			DISCONTINUED
	UDF-7283ME29	Diamond core bit with continuous crown, L75 F29			DISCONTINUED
	UDF-7283ME30	Diamond core bit with continuous crown, L75 F30			DISCONTINUED
	UDF-7283ME31	Diamond core bit with continuous crown, L75 F31			DISCONTINUED
	UDF-7283ME32	Diamond core bit with continuous crown, L75 F32			DISCONTINUED
	UDF-7283ME33	Diamond core bit with continuous crown, L75 F33			DISCONTINUED
	UDF-7283ME34	Diamond core bit with continuous crown, L75 F34			DISCONTINUED
	UDF-7283ME35	Diamond core bit with continuous crown, L75 F35			DISCONTINUED

ACCESSORIES FOR GLASSWORKS

BALUSTRADES





OUTDOORS







INDOORS

SHOWERS

ARRANGEMENT

ACCESSORIES FOR GLASSWORKS

	Art.	Description	Qty	EURO
	UDF-7283ME36	Diamond core bit with continuous crown, L75 F36		DISCONTINUED
	UDF-7283ME37	Diamond core bit with continuous crown, L75 F37		DISCONTINUED
	UDF-7283ME38	Diamond core bit with continuous crown, L75 F38		DISCONTINUED
	UDF-7283ME39	Diamond core bit with continuous crown, L75 F39		DISCONTINUED
	UDF-7283ME40	Diamond core bit with continuous crown, L75 F40	1 Pc	198,28
	UDF-7283ME41	Diamond core bit with continuous crown, L75 F41		DISCONTINUED
	UDF-7283ME42	Diamond core bit with continuous crown, L75 F42		DISCONTINUED
	UDF-7283ME43	Diamond core bit with continuous crown, L75 F43		DISCONTINUED
	UDF-7283ME44	Diamond core bit with continuous crown, L75 F44		DISCONTINUED
	UDF-7283ME45	Diamond core bit with continuous crown, L75 F45		DISCONTINUED
	UDF-7283ME46	Diamond core bit with continuous crown, L75 F46		DISCONTINUED
	UDF-7283ME47	Diamond core bit with continuous crown, L75 F47		DISCONTINUED
	UDF-7283ME48	Diamond core bit with continuous crown, L75 F48		DISCONTINUED
	UDF-7283ME49	Diamond core bit with continuous crown, L75 F49		DISCONTINUED
	UDF-7283ME50	Diamond core bit with continuous crown, L75 F50		DISCONTINUED
	UDF-7283ME55	Diamond core bit with continuous crown, L75 F55		DISCONTINUED
	UDF-7283ME60	Diamond core bit with continuous crown, L75 F60		DISCONTINUED
	UDF-7283ME65	Diamond core bit with continuous crown, L75 F65		DISCONTINUED
	UDF-7283ME70	Diamond core bit with continuous crown, L75 F70		DISCONTINUED
	UDF-7283ME75	Diamond core bit with continuous crown, L75 F75		DISCONTINUED
	UDF-7283ME80	Diamond core bit with continuous crown, L75 F80		DISCONTINUED
	UDF-7283ME85	Diamond core bit with continuous crown, L75 F85		DISCONTINUED
	UDF-7283ME90	Diamond core bit with continuous crown, L75 F90		DISCONTINUED
	UDF7283ME100	Diamond core bit with continuous crown, L75 F100		DISCONTINUED
	UDF-FH	Diamond core bit with continuous crown top line		DISCONTINUED
	UDSV05	Diamond countersink, F0/35		DISCONTINUED
	UDSV06	Diamond countersink, F0/45		DISCONTINUED
	UDSV07	Diamond countersink, F0/65		DISCONTINUED
	UDFORSV	Diamond core drill with countersink hole 4/70 countersink 14/80		DISCONTINUED
	UDFORSV1	Diamond core drill, F4/70		DISCONTINUED
	UDFORSV2	Countersink 14/80		DISCONTINUED
	UDFS4	Core drill adaptor from R 1/4" to R 1/2"		DISCONTINUED
	UDFS6	Core drill adaptor from R 1/2" to R 1/4"		DISCONTINUED
	UDFS8	Core drill adaptor from R 1/2" with 12 chuck	1 Pc	71,10
	UDFS10	Core drill extension adaptor from R 1/2" to R 1/2"		DISCONTINUED
	UDFS12	Sealing ring for coolant, B64 C32		DISCONTINUED
	UDFS14	Sealing ring for coolant, B106 C68		DISCONTINUED
	UDFS16	Sealing ring for coolant, B194 C150		DISCONTINUED
	NSGST01	Dresser for core drill and conical cup wheel, orange grit 80, B25 C50 L200	1 Pc	20,18
	NSGST03	Dresser for core drill and conical cup wheel, blue grit 120, B25 C50 L200	1 Pc	21,96
	NSGST05	Dresser for core drill and conical cup wheel, white grit 180, B25 C50 L200	1 Pc	21,36
	NSGST07	Dresser for core drill and conical cup wheel, brown grit 120, B10 C115 L285	1 Pc	186,38
	NSGST09	Dresser for core drill and conical cup wheel, white grit 220, B20 C20 L200	1 Pc	12,30

	Art.	Description	Colour	Qty	EURO
	PUN20	Glass marking pen		1 Pc	34,44
	PUN30	Glass marking pen			DISCONTINUED
	PUN001	Glass marking pen with clip		1 Pc	29,64
	PUN002	Spare part for PUN001			DISCONTINUED
	UDFX012	Expanding Forex core drill 70/100 4 segments type 00			DISCONTINUED
	UDFX013	Expanding Forex core drill 90/140 4 segments type 01			DISCONTINUED
	UDFX014	Expanding Forex core drill 130/180 6 segments type 02			DISCONTINUED
	UDFX015	Expanding Forex core drill 180/240 6 segments type 03			DISCONTINUED
	UDFX017	Forex compass, B70/100			DISCONTINUED
	UDFX018	Forex compass, B90/240			DISCONTINUED
	UDFX020	Replacement segment for Forex type 00			DISCONTINUED
	UDFX021	Replacement segment for Forex type 01			DISCONTINUED
	UDFX022	Replacement segment for Forex type 02			DISCONTINUED
	UDFX023	Replacement segment for Forex type 03			DISCONTINUED
	UDFS1	Centring tool			DISCONTINUED
	UDFS2	Hex key for centring tool			DISCONTINUED
	DGS003	Expansion wheel for belts, B38 L75			DISCONTINUED
	DGS035	Expansion wheel for belts, B42 L50			DISCONTINUED
	DGS007V	Belt for air sander, B38 L75, diamond grit 60	Green	1 Pc	135,04
	DGS007N	Belt for air sander, B38 L75, diamond grit 120	Matt black		DISCONTINUED
	DGS007R	Belt for air sander, B38 L75, diamond grit 200	Red		DISCONTINUED
	DGS007G	Belt for air sander, B38 L75, diamond grit 400	Yellow		DISCONTINUED
	DGS007B	Belt for air sander, B38 L75, diamond grit 600	White		DISCONTINUED
	DGS008RBG	Belt for air sander, B38 L75, resin grit 600	White/yellow		DISCONTINUED
	DGS008RBLU	Belt for air sander, B38 L75, resin grit 1000	Blue		DISCONTINUED
	DGS011V	Belt for air sander, B42 L50, diamond grit 60	Green	1 Pc	125,14
	DGS011N	Belt for air sander, B42 L50, diamond grit 120	Matt black	1 Pc	106,46
	DGS011R	Belt for air sander, B42 L50, diamond grit 200	Red		DISCONTINUED
	DGS011G	Belt for air sander, B42 L50, diamond grit 400	Yellow		DISCONTINUED
	DGS011B	Belt for air sander, B42 L50, diamond grit 600	White		DISCONTINUED
DGS012RBG	Belt for air sander, B42 L50, resin grit 600	White/yellow		DISCONTINUED	
DGS012RBLU	Belt for air sander, B42 L50, resin grit 1000	Blue		DISCONTINUED	
	DGS005V	3-hole adhesive disc for air sander, B100 diamond grit 60	Green	1 Pc	127,64
	DGS005N	3-hole adhesive disc for air sander, B100 diamond grit 120	Matt black	1 Pc	105,10
	DGS005R	3-hole adhesive disc for air sander, B100 diamond grit 200	Red	1 Pc	81,42
	DGS005G	3-hole adhesive disc for air sander, B100 diamond grit 400	Yellow	1 Pc	76,50
	DGS005B	3-hole adhesive disc for air sander, B100 diamond grit 600	White	1 Pc	76,50

ACCESSORIES FOR GLASSWORKS

BALUSTRADES






OUTDOORS



INDOORS

SHOWERS

ARRANGEMENT

ACCESSORIES FOR GLASSWORKS

Art.	Description	Colour	Qty	EURO	
DGS006RBG	3-hole adhesive disc for air sander, B100 resin grit 600	White/yellow	1 Pc	47,86	
DGS006RBLU	3-hole adhesive disc for air sander, B100 resin grit 1000	Blue		DISCONTINUED	
	NSG01V	Hand sanding pad, B50 L90 diamond grit 60	Green	1 Pc	69,00
	NSG03N	Hand sanding pad, B50 L90 diamond grit 120	Matt black	1 Pc	59,36
	NSG05R	Hand sanding pad, B50 L90 diamond grit 200	Red	1 Pc	49,70
	NSG07G	Hand sanding pad, B50 L90 diamond grit 400	Yellow	1 Pc	44,78
	NSG09B	Hand sanding pad, B50 L90 diamond grit 800	White	1 Pc	42,54
	NSG11BLU	Hand sanding pad, B50 L90 diamond grit 1500	Blue	1 Pc	42,54
	MAK9032	9032 belt sander Makita, B9 L533			DISCONTINUED
	MAK9031	9031 belt sander Makita, B30 L533			DISCONTINUED
	NDSG03	Diamond belt Norton, B9 L533 grit 120		1 Pc	194,04
	NDSG05	Diamond belt Norton, B9 L533 grit 200		1 Pc	181,22
	NDSG07	Diamond belt Norton, B9 L533 grit 400			DISCONTINUED
	NDSG13	Diamond belt Norton, B30 L533 grit 60		1 Pc	322,26
	NDSG15	Diamond belt Norton, B30 L533 grit 120			DISCONTINUED
	NDSG17	Diamond belt Norton, B30 L533 grit 200			DISCONTINUED
	NDSG19	Diamond belt Norton, B30 L533 grit 400			DISCONTINUED
	NSSG01	Silicon carbide belt Norton, B9 L533 grit 40			DISCONTINUED
	NSSG03	Silicon carbide belt Norton, B9 L533 grit 80		1 Pc	2,20
	NSSG05	Silicon carbide belt Norton, B30 L533 grit 40		1 Pc	4,18
	NSSG07	Silicon carbide belt Norton, B30 L830 grit 80		1 Pc	3,66
	NSSG09	Silicon carbide belt Norton, B70 L830 grit 40		1 Pc	12,40
	NSSG11	Silicon carbide belt Norton, B70 L830 grit 80		1 Pc	10,50
	NSSG13	Silicon carbide belt Norton, B70 L830 grit 120		1 Pc	10,02
	NSSG15	Silicon carbide belt Norton, B70 L830 grit 150		1 Pc	10,02
	NSSG17	Silicon carbide belt Norton, B70 L830 grit 220		1 Pc	10,02
	NSSG19	Silicon carbide belt Norton, B70 L830 grit 320		1 Pc	10,02
	NSSG21	Silicon carbide belt Norton, B100 L1100 grit 36			DISCONTINUED
	NSSG23	Silicon carbide belt Norton, B100 L1100 grit 40			DISCONTINUED
	NSSG25	Silicon carbide belt Norton, B100 L1100 grit 80			DISCONTINUED
	NSSG27	Silicon carbide belt Norton, B100 L1100 grit 120			DISCONTINUED
	NSSG29	Silicon carbide belt Norton, B100 L1100 grit 150			DISCONTINUED
	NSSG31	Silicon carbide belt Norton, B100 L1100 grit 220			DISCONTINUED
	NSSG33	Silicon carbide belt Norton, B100 L1100 grit 320			DISCONTINUED
	NSSG35	Silicon carbide belt Norton, B100 L2400 grit 40			DISCONTINUED
	NSSG37	Silicon carbide belt Norton, B100 L2400 grit 80		1 Pc	30,38
	NSSG39	Silicon carbide belt Norton, B100 L2400 grit 120		1 Pc	30,38
	NSSG41	Silicon carbide belt Norton, B100 L2400 grit 150		1 Pc	30,38

Art.	Description	Finish	Qty	EURO	
NSSG43	Silicon carbide belt Norton, B100 L2400 grit 220		1 Pc	30,38	
NSSG45	Silicon carbide belt Norton, B100 L2400 grit 320		1 Pc	30,38	
NSSG47	Silicon carbide belt Norton, B100 L3350 grit 40		1 Pc	50,32	
NSSG49	Silicon carbide belt Norton, B100 L3350 grit 80		1 Pc	41,04	
NSSG51	Silicon carbide belt Norton, B100 L3350 grit 120		1 Pc	40,98	
NSSG53	Silicon carbide belt Norton, B100 L3350 grit 150		1 Pc	40,98	
NSSG55	Silicon carbide belt Norton, B100 L3350 grit 220		1 Pc	40,98	
NSSG57	Silicon carbide belt Norton, B100 L3350 grit 320		1 Pc	40,98	
	NCSG01	Corundum belt Norton, B9 L533 grit 150		DISCONTINUED	
	NCSG03	Corundum belt Norton, B9 L533 grit 220		DISCONTINUED	
	NCSG05	Corundum belt Norton, B9 L533 grit 320		DISCONTINUED	
	NCSG07	Corundum belt Norton, B9 L533 grit 400		DISCONTINUED	
	NCSG09	Corundum belt Norton, B30 L533 grit 150	1 Pc	3,32	
	NCSG11	Corundum belt Norton, B30 L533 grit 220	1 Pc	3,32	
	NCSG13	Corundum belt Norton, B30 L533 grit 320		DISCONTINUED	
	NCSG15	Corundum belt Norton, B30 L533 grit 400		DISCONTINUED	
	NCSG17	Corundum belt Norton, B70 L830 grit 150	1 Pc	9,44	
	NCSG19	Corundum belt Norton, B70 L830 grit 220	1 Pc	9,44	
	NCSG21	Corundum belt Norton, B70 L830 grit 320	1 Pc	9,44	
	NCSG23	Corundum belt Norton, B70 L830 grit 400	1 Pc	9,44	
	NCSG25	Corundum belt Norton, B100 L1100 grit 150		DISCONTINUED	
	NCSG27	Corundum belt Norton, B100 L1100 grit 220		DISCONTINUED	
	NCSG29	Corundum belt Norton, B100 L1100 grit 320		DISCONTINUED	
	NCSG31	Corundum belt Norton, B100 L1100 grit 400		DISCONTINUED	
		NSU006	Cork belt Norton , B9 L533		DISCONTINUED
		NSU007	Cork belt Norton , B30 L533	1 Pc	10,70
		NSU001	Cork belt Norton , B70 L830	1 Pc	25,52
NSU002		Cork belt Norton , B100 L1100	1 Pc	40,34	
NSU004		Cork belt Norton , B100 L2400	1 Pc	82,04	
NSU005	Cork belt Norton , B100 L3350	1 Pc	112,32		
	NCH00	Silicon carbide belt CH , B9 L533 grit 40		DISCONTINUED	
	NCH01	Silicon carbide belt CH , B9 L533 grit 80		DISCONTINUED	
	NCH03	Silicon carbide belt CH , B30 L533 grit 40	1 Pc	4,54	
	NCH05	Silicon carbide belt CH , B30 L533 grit 80	1 Pc	4,02	
	NCH062	Silicon carbide belt CH , B100 L610 grit 80		DISCONTINUED	
	NCH07	Silicon carbide belt CH , B70 L830 grit 40	1 Pc	13,68	
	NCH09	Silicon carbide belt CH , B70 L830 grit 80	1 Pc	11,84	
	NCH10	Silicon carbide belt CH , B100 L1100 grit 36		DISCONTINUED	
	NCH12	Silicon carbide belt CH , B100 L1100 grit 40	1 Pc	21,78	
	NCH14	Silicon carbide belt CH , B100 L1100 grit 80	1 Pc	18,44	
	NCH16	Silicon carbide belt CH , B100 L1620 grit 40		DISCONTINUED	
	NCH17	Silicon carbide belt CH , B100 L1620 grit 80	1 Pc	24,76	
	NCH19	Silicon carbide belt CH , B100 L2400 grit 40	1 Pc	40,02	
	NCH21	Silicon carbide belt CH , B100 L2400 grit 80	1 Pc	33,02	
	NCH23	Silicon carbide belt CH , B100 L3350 grit 40		DISCONTINUED	
NCH25	Silicon carbide belt CH , B100 L3350 grit 80	1 Pc	44,06		

ACCESSORIES FOR GLASSWORKS

BALUSTRADES





OUTDOORS

INDOORS

SHOWERS

ARRANGEMENT

ACCESSORIES FOR GLASSWORKS

	Art.	Description	Qty	EURO
	NCW26	Silicon carbide belt CW , B70 L830 grit 120	1 Pc	11,56
	NCW27	Silicon carbide belt CW , B70 L830 grit 150	1 Pc	11,56
	NCW28	Silicon carbide belt CW , B70 L830 grit 220	1 Pc	11,56
	NCW29	Silicon carbide belt CW , B70 L830 grit 320		DISCONTINUED
	NCW34	Silicon carbide belt CW , B100 L1100 grit 120		DISCONTINUED
	NCW39	Silicon carbide belt CW , B100 L1100 grit 150		DISCONTINUED
	NCW41	Silicon carbide belt CW , B100 L1100 grit 220		DISCONTINUED
	NCW43	Silicon carbide belt CW , B100 L1100 grit 320		DISCONTINUED
	NCW44	Silicon carbide belt CW , B100 L1620 grit 150	1 Pc	24,10
	NCW49	Silicon carbide belt CW , B100 L2400 grit 120	1 Pc	32,12
	NCW50	Silicon carbide belt CW , B100 L2400 grit 150	1 Pc	32,12
	NCW51	Silicon carbide belt CW , B100 L2400 grit 220		DISCONTINUED
	NCW52	Silicon carbide belt CW , B100 L2400 grit 320		DISCONTINUED
	NCW53	Silicon carbide belt CW , B100 L3350 grit 120	1 Pc	42,82
	NCW54	Silicon carbide belt CW , B100 L3350 grit 150	1 Pc	42,82
	NCW55	Silicon carbide belt CW , B100 L3350 grit 220	1 Pc	42,82
NCW56	Silicon carbide belt CW , B100 L3350 grit 320		DISCONTINUED	
	N2AF57	Corundum belt, B9 L533 grit 150		DISCONTINUED
	N2AF59	Corundum belt, B9 L533 grit 220		DISCONTINUED
	N2AF60	Corundum belt, B9 L533 grit 320		DISCONTINUED
	N2AF64	Corundum belt, B30 L533 grit 150	1 Pc	3,64
	N2AF65	Corundum belt, B30 L533 grit 220	1 Pc	3,64
	N2AF67	Corundum belt, B30 L533 grit 320	1 Pc	3,64
	N2AF69	Corundum belt, B30 L533 grit 400	1 Pc	3,64
	N2AF691	Corundum belt, B100 L610 grit 150		DISCONTINUED
	N2AF692	Corundum belt, B100 L610 grit 220		DISCONTINUED
	N2AF693	Corundum belt, B100 L610 grit 320		DISCONTINUED
	N2AF694	Corundum belt, B100 L610 grit 400		DISCONTINUED
	N2AF70	Corundum belt, B70 L830 grit 150	1 Pc	10,40
	N2AF71	Corundum belt, B70 L830 grit 220	1 Pc	10,40
	N2AF72	Corundum belt, B70 L830 grit 320	1 Pc	10,40
	N2AF73	Corundum belt, B70 L830 grit 400	1 Pc	10,40
	N2AF74	Corundum belt, B100 L1100 grit 150		DISCONTINUED
N2AF75	Corundum belt, B100 L1100 grit 220	1 Pc	16,04	
N2AF76	Corundum belt, B100 L1100 grit 320		DISCONTINUED	
N2AF77	Corundum belt, B100 L1100 grit 400		DISCONTINUED	
	OSS95	Cerium oxide >95%, 5-kg	1 Pc	397,26
	SABB1	Corundum for sandblasting 80	1 kg	8,74
	SABB2	Corundum for sandblasting 100	1 kg	8,74
	SABB3	Corundum for sandblasting 120	1 kg	8,74
	SABB4	Corundum for sandblasting 150	1 kg	8,74

	Art.	Description	Colour	Qty	EURO
	CAR001	Masking tape TESA® medium thickness 4423, B100 L50 m		1 Pc	85,88
	CAR002	Masking tape TESA® medium thickness 4423, B150 L50 m		1 Pc	128,98
	CAR003	Masking tape TESA® medium thickness 4423, B250 L50 m		1 Pc	226,62
	CAR004	Masking tape TESA® high thickness 4432, B150 L25 m		1 Pc	255,72
	CAR006	Masking tape TESA® high thickness 4432, B300 L25 m		1 Pc	389,34
		CAR021	Masking tape MSK 1110, B50 L50 m		1 Pc
CAR022		Masking tape MSK 1110, B100 L50 m		1 Pc	37,14
CAR024		Masking tape MSK 1110, B150 L50 m		1 Pc	55,42
CAR026		Masking tape MSK 1110, B200 L50 m		1 Pc	73,54
CAR028		Masking tape MSK 1110, B250 L50 m		1 Pc	91,36
		FC8061	Sandblast 80, B610 H0.08 L50 m	Matt black	1 Pc
	FC8061B	Sandblast 80B, B610 H0.08 L50 m	Matt white		DISCONTINUED
	FC16061	Sandblast 160, B610 H0.16 L25 m	Matt black		DISCONTINUED
	FC28061	Sandblast 280, B610 H0.28 L25 m	Blue	1 Pc	468,74
	FC300M61	Sandblast 300M, B610 H0.30 L25 m	Beige		DISCONTINUED
	FC300R61	Sandblast 300R, B610 H0.30 L25 m	Grey		DISCONTINUED
	FCAT10050	Application tape, B500 H0.10 L100 m	Transparent		DISCONTINUED
	FCAT15061	Application tape, B610 H0.15 L100 m	Transparent	1 Pc	296,48
	CUT001	Cutter for graphics + 10 spare blades			DISCONTINUED
	CUT002	Spare blades, 10-pc pack			DISCONTINUED
	CUT003	Aluminium cutter + 3 replacement blades		1 Pc	26,18
	CUT004	Spare blades, 3-pc pack		1 Pc	7,96
	PROG28	Pro.Glass® Matt 113, 400g pack		1 Pc	301,76
	PROG30	Microfibre sponge		1 Pc	5,74
	NML10	Measuring device Merlin Lazer		1 Pc	996,74
	NML12	Tempered glass indicator Marlin Lazer		1 Pc	707,46
	NML14	Merlin Lazer		1 Pc	387,18
	NML16	Tempered glass stress viewer Merlin Lazer			DISCONTINUED

BALUSTRADES

OUTDOORS

INDOORS

SHOWERS

ARRANGEMENT

ACCESSORIES FOR GLASSWORKS

ACCESSORIES FOR GLASSWORKS

BALUSTRADES

OUTDOORS













INDOORS

SHOWERS

ARRANGEMENT

ACCESSORIES FOR GLASSWORKS

	Art.	Description	Qty	EURO
	NMLKIT18	Glass analysis kit	1 Pc	1.962,70
	VEN0065	Pump suction lifter with vacuum meter, B200	1 Pc	337,94
	VEN0068	Spare piston	1 Pc	67,96
	VEN006	Pump suction lifter, B200	1 Pc	302,70
	VEN0068	Spare piston	1 Pc	67,96
	VEN244	Pump suction lifter, B244	1 Pc	324,78
	VEN204	Pump suction lifter, B204	1 Pc	155,62
	VT110	Super 2-cup suction lifter, B123	1 Pc	116,24
	VT180	Super 3-cup suction lifter, B123	1 Pc	150,02
	VT01	Spare lever		DISCONTINUED
	VT03	Set made of: 1 rubber cup, 1 lever, 1 plate, 1 socket	1 Pc	40,18
	VEN004	Suction lifter with handle and vacuum meter, B200	1 Pc	313,92
	VEN009	Spare knob	1 Pc	16,74
	VT35	1-cup suction lifter, B118	1 Pc	42,72
	VT68	2-cup suction lifter, B118		DISCONTINUED

	Art.	Description	Qty	EURO
	VP8	Suction lifter with knob, B60		DISCONTINUED
	VP15	Suction lifter with knob, B80		DISCONTINUED
	VP20	Suction lifter with knob, B100		DISCONTINUED
	CING1700	Carrying strap, B40 L1700		DISCONTINUED
	CING1350	Carrying strap, B40 L1200		DISCONTINUED
	CINGM01	Rubber hand protection, B70 H3 L125		DISCONTINUED
	PALM001	Rubber hand pad	1 Pc	22,28
	GUA2243-M	Pair of fabric and rubber gloves size Medium - 8	1 Pc	8,84
	GUA2243-L	Pair of fabric and rubber gloves size Large - 9	1 Pc	8,84
	GUA2243-XL	Pair of fabric and rubber gloves size Extra Large - 10	1 Pc	8,84
	GUA4543-M	Pair of cut resistant gloves size Medium - 8	1 Pc	20,50
	GUA4543-L	Pair of cut resistant gloves size Large - 9	1 Pc	20,50
	GUA4543-XL	Pair of cut resistant gloves size Extra Large - 10	1 Pc	20,50
	GREMMOLL002	Waxed canvas apron, B700 L1100	1 Pc	116,52
	GREMPELL001	Crust leather apron, B700 L500	1 Pc	120,52
	NMETS5	Tape measure Fat Max, L5 m	1 Pc	77,94
	NMETS7	Tape measure Power Lock Classic, L5 m	1 Pc	76,30
	NMETS8	Tape measure Panoramic, L3 m	1 Pc	42,64
	NMET001	Tape measure Metrica, L3 m	1 Pc	23,40
	NMET002	Tape measure Metrica, L5 m	1 Pc	28,94
	NMET003	Tape measure Metrica, L8 m	1 Pc	41,18

BALUSTRADES

OUTDOORS

INDOORS


SHOWERS

ARRANGEMENT


ACCESSORIES FOR GLASSWORKS

ACCESSORIES FOR GLASSWORKS

BALUSTRADES


Art.	Description	Colour	Qty	EURO
 TS250065	Double-sided tape Tesa® ACXplus, B6 H0.5 L25 m	Transparent	1 Pc	37,74
TS25006	Double-sided tape Tesa® ACXplus, B6 H1 L25 m	Transparent	1 Pc	56,10
TS25009	Double-sided tape Tesa® ACXplus, B9 H1 L25 m	Transparent	1 Pc	82,04
TS250125	Double-sided tape Tesa® ACXplus, B12 H0.5 L25 m	Transparent	1 Pc	75,44
TS25012	Double-sided tape Tesa® ACXplus, B12 H1 L25 m	Transparent	1 Pc	109,48
TS250155	Double-sided tape Tesa® ACXplus, B15 H0.5 L25 m	Transparent	1 Pc	119,64
TS25019	Double-sided tape Tesa® ACXplus, B19 H1 L25 m	Transparent	1 Pc	123,50

OUTDOORS


 TS100	Adhesion promoter, 100 ml pack	Transparent	1 Pc	78,54
---	--------------------------------	-------------	------	-------


INDOORS

 3M4910F	Double-sided tape 3M, B5 H1 L33 m	Transparent	1 Pc	105,98
---	-----------------------------------	-------------	------	--------

 3M4032	Double-sided tape Scotch-Mount 3M, B25 H0.8 L66 m	White	1 Pc	325,58
--	---	-------	------	--------

SHOWERS

 BIA001	Double-sided tape TWT, B19 H0.8 L66 m	White	1 Pc	77,46
BIA002	Double-sided tape TWT, B25 H0.8 L66 m	White	1 Pc	103,38
BIA003	Double-sided tape TWT, B25 H1.6 L33 m	White	1 Pc	66,36









 SGH15	Sealing tape STANDARD, B15 L66 m	Green	1 Pc	14,96
SGH20	Sealing tape STANDARD, B20 L66 m	Green	1 Pc	19,96
SGH25	Sealing tape STANDARD, B25 L66 m	Green	1 Pc	24,44
SGH30	Sealing tape STANDARD, B30 L66 m	Green	1 Pc	29,44
SGH50	Sealing tape STANDARD, B50 L66 m	Green	1 Pc	47,44

ARRANGEMENT

 GOC001	Round adhesive protectors, B6.4 H1.9, pack of 561-pc pack	Transparent	1 Pc	58,14
GOC005	Round adhesive protectors, B7.9 H2.5, pack of 392-pc pack	Transparent	1 Pc	43,70
GOC006	Round adhesive protectors, B8 H1.6, pack of 420-pc pack	Transparent	1 Pc	44,60
GOC007	Round adhesive protectors, B8 H2.2, pack of 392-pc pack	Transparent	1 Pc	43,10
GOC002	Round adhesive protectors, B9.5 H3.8, pack of 288-pc pack	Transparent	1 Pc	34,48
GOC008	Round adhesive protectors, B10 H3.1, pack of 288-pc pack	Transparent	1 Pc	47,30
GOC009	Half round adhesive protectors, B8 H3, 288-pc pack	Transparent	1 Pc	47,92
GOC010	Half round adhesive protectors, B10 H4, 242-pc pack	Transparent	1 Pc	51,26
GOC011	Half round adhesive protectors, B14 H4.5, 128-pc pack	Transparent	1 Pc	54,86
GOC003	Half round adhesive protectors, B12.7 H3.5, 200-pc pack	Transparent	1 Pc	40,42
GOC003SS	Half round adhesive protectors, B12.7 H3.5, 200-pc pack	Transparent		DISCONTINUED
GOC004	Square adhesive protectors, B10 H2.5, 242-pc pack	Transparent	1 Pc	37,92
GOC012	Square adhesive protectors, B12.7 H3.1, 200-pc pack	Transparent	1 Pc	36,26

ACCESSORIES FOR GLASSWORKS

 APPCRIST08	Glass support protection, for 8 mm glass, B11 H14	Transparent	1 Pc	0,92
APPCRIST10	Glass support protection, for 10 mm glass, B15 H14	Transparent	1 Pc	0,92
APPCRIST12	Glass support protection, for 12 mm glass, B17 H14	Transparent	1 Pc	0,92
APPCRIST15	Glass support protection, for 15 mm glass, B20 H14	Transparent	1 Pc	0,92
APPCRIST20	Glass support protection, for 20 mm glass, B26 H14	Transparent	1 Pc	0,92

	Art.	Description	Colour	Qty	EURO
	VENPAL20	Glass holder suction cups with ball, B20 C6 H4, pack of 100 Pcs	Transparent	1 Pc	48,10
	VENPAL25	Glass holder suction cups with ball, B25 C7 H5, pack of 100 Pcs	Transparent	1 Pc	53,68
	VENPAL30	Glass holder suction cups with ball, B30 C8 H6, pack of 100 Pcs	Transparent		DISCONTINUED
	VENCIL15	Cylindrical glass holder suction cups, B15 C6 H4, pack of 100 Pcs	Transparent	1 Pc	37,14
	VENCIL20	Cylindrical glass holder suction cups, B20 C6 H6.5, pack of 100 Pcs	Transparent	1 Pc	45,10
	SUPP001	PVC support	White		DISCONTINUED
	AD3503	Corner protectors, for 3-4 mm glass, B35 L35, pack of 100 Pcs	Matt black	1 Pc	15,58
	AD3505	Corner protectors, for 5 mm glass, B35 L35, pack of 100 Pcs	Matt black	1 Pc	15,58
	AD3506	Corner protectors, for 6 mm glass, B35 L35, pack of 100 Pcs	Matt black	1 Pc	15,58
	AD3508	Corner protectors, for 8 mm glass, B35 L35, pack of 100 Pcs	Matt black	1 Pc	21,90
	AD3510	Corner protectors, for 10 mm glass, B35 L35, pack of 100 Pcs	Matt black	1 Pc	21,90
	AD5012	Corner protectors, for 12 mm glass, B50 L50, pack of 100 Pcs	Matt black	1 Pc	48,92
	AD5005	Corner protectors with rounded corner, for 5 mm glass, B50 L50, pack of 100 Pcs	Matt black	1 Pc	43,02
	AD5006	Corner protectors with rounded corner, for 6 mm glass, B50 L50, pack of 100 Pcs	Matt black	1 Pc	43,02
	AD5008	Corner protectors with rounded corner, for 8 mm glass, B50 L50, pack of 100 Pcs	Matt black		DISCONTINUED
	AD5010	Corner protectors with rounded corner, for 10 mm glass, B50 L50, pack of 100 Pcs	Matt black	1 Pc	54,72
	SALVSP410	Corner protectors, for 4/10 mm glass, B40 L40	White	1 Pc	0,68
	SALVSP1220	Corner protectors, for 12/20 mm glass, B50 L50	White	1 Pc	1,08
	GUR001	PVC sheets for gaskets, B250 H1 L300	Transparent	1 Pc	9,58
	GUR002	PVC sheets for gaskets, B250 H2 L300	Transparent	1 Pc	14,44
	GT01	Precut PVC washer, B14 F4.5	Transparent	1 Pc	0,90
	GT02	Precut PVC washer, B16 F6.5	Transparent	1 Pc	0,96
	GT03	Precut PVC washer, B16 F8.5	Transparent	1 Pc	0,96
	GT035	Precut PVC washer, B16 F10.5	Transparent	1 Pc	0,96
	GT04	Precut PVC washer, B18 F5.5	Transparent	1 Pc	1,02
	GT041	Precut PVC washer, B18 F6.5	Transparent	1 Pc	1,02
	GT042	Precut PVC washer, B18 F8.5	Transparent		DISCONTINUED
	GT043	Precut PVC washer, B18 F10.5	Transparent		DISCONTINUED
	GT05	Precut PVC washer, B20 F6.5	Transparent	1 Pc	1,06
	GT06	Precut PVC washer, B20 F8.5	Transparent	1 Pc	1,06
	GT061	Precut PVC washer, B20 F10.5	Transparent	1 Pc	1,06
	GT07	Precut PVC washer, B22 F8.5	Transparent	1 Pc	1,18
	GT08	Precut PVC washer, B24 F6.5	Transparent	1 Pc	1,24
	GT091	Precut PVC washer, B25 F6.5	Transparent	1 Pc	1,28
GT09	Precut PVC washer, B25 F8.5	Transparent	1 Pc	1,28	
GT10	Precut PVC washer, B25 F10.5	Transparent	1 Pc	1,28	
GT105	Precut PVC washer, B25 F12.5	Transparent	1 Pc	0,78	
GT11	Precut PVC washer, B27 F10.5	Transparent	1 Pc	1,30	

BALUSTRADES

OUTDOORS

INDOORS

SHOWERS

ARRANGEMENT

ACCESSORIES FOR GLASSWORKS

ACCESSORIES FOR GLASSWORKS

BALUSTRADES







OUTDOORS






INDOORS

SHOWERS

ARRANGEMENT

ACCESSORIES FOR GLASSWORKS

Art.	Description	Colour	Qty	EURO	
GT12	Precut PVC washer, B30 F66.5	Transparent	1 Pc	1,36	
GT13	Precut PVC washer, B30 F8.5	Transparent	1 Pc	1,36	
GT14	Precut PVC washer, B30 F10.5	Transparent	1 Pc	1,36	
GT145	Precut PVC washer, B30 F12.5	Transparent	1 Pc	1,36	
GT146	Precut PVC washer, B30 F14.5	Transparent		DISCONTINUED	
GT15	Precut PVC washer, B30 F16.5	Transparent	1 Pc	1,36	
GT16	Precut PVC washer, B30 F20.5	Transparent		DISCONTINUED	
GT17	Precut PVC washer, B35 F8.5	Transparent	1 Pc	1,66	
GT185	Precut PVC washer, B35 F10.5	Transparent	1 Pc	1,66	
GT18	Precut PVC washer, B35 F12.5	Transparent	1 Pc	1,66	
GT19	Precut PVC washer, B40 F10.5	Transparent	1 Pc	1,76	
GT195	Precut PVC washer, B40 F14.5	Transparent	1 Pc	1,76	
GT20	Precut PVC washer, B40 F20.5	Transparent	1 Pc	1,76	
GT215	Precut PVC washer, B45 F10.5	Transparent	1 Pc	2,16	
GT216	Precut PVC washer, B45 F18.5	Transparent	1 Pc	2,16	
GT217	Precut PVC washer, B45 F28.5	Transparent	1 Pc	2,16	
GT21	Precut PVC washer, B50 F10.5	Transparent	1 Pc	2,44	
GT22	Precut PVC washer, B50 F15.5	Transparent	1 Pc	2,44	
GT23	Precut PVC washer, B50 F25.5	Transparent	1 Pc	2,44	
GT231	Precut PVC washer, B55 F10.5	Transparent	1 Pc	2,86	
GT235	Precut PVC washer, B60 F12.5	Transparent	1 Pc	3,14	
GT24	Precut PVC washer, B75 F25.5	Transparent		DISCONTINUED	
	TASA1820	Cork protector pads with foam, B18 H2 L18, pack of 5 162-pc sheet	1 Pc	28,88	
	TASA1830	Cork protector pads with foam, B18 H3 L18, pack of 5 162-pc sheet	1 Pc	29,94	
	TASB120	Cork protector pads with double-sided tape, B18 H2 L18, pack of 5 162-pc sheet	1 Pc	21,34	
	TASB130	Cork protector pads with double-sided tape, B18 H3 L18, pack of 5 162-pc sheet	1 Pc	22,40	
	TASS006	Cork protector pads, B10 H1 L10, pack of 10000 Pcs	1 Pc	71,68	
	TASS007	Cork protector pads, B10 H2 L10, pack of 10000 Pcs	1 Pc	79,56	
	TASS008	Cork protector pads, B10 H3 L10, pack of 10000 Pcs	1 Pc	88,18	
	TASS009	Cork protector pads, B20 H2 L20, pack of 2500 Pcs	1 Pc	79,56	
	TASS010	Cork protector pads, B20 H3 L20, pack of 2500 Pcs	1 Pc	88,18	
	TASR20	EVA protector pads with double-sided tape, B18 H2 L18, pack of 5 sheets x 162 Pcs	Red	1 Pc	21,34
	TASR30	EVA protector pads with double-sided tape, B18 H3 L18, pack of 5 sheets x 162 Pcs	Red	1 Pc	22,40
	TPC04	Medium density PVC protector pads, B15 H4 L15, pack of 4450 Pcs	Blue	1 Pc	96,78
	TPC06	Medium density PVC protector pads, B20 H4 L20, pack of 2500 Pcs	Blue	1 Pc	96,78
	TPC10	High density PVC protector pads, B18 H4 L16, pack of 28000 Pcs	Red	1 Pc	673,12
	SPVS4008	Spatula for lifting glass, B72 L277		1 Pc	49,76
	SPVS4002	Spatula for lifting glass, B46 L195		1 Pc	36,48

	Art.	Description	Finish	Qty	EURO
	PW-UP	Pillow-up, B160 L145	Matt black	1 Pc	62,66
	FN4	Black felt, L4000		1 m ²	31,84
	FGLASST	GLASS-TIC ALU tape, B100 L10 m	Aluminium	1 Pc	63,30
	SPE2392	Plastic shims, B10 H2 L30	Red	1 kg	15,64
	SPE2393	Plastic shims, B10 H3 L30	Yellow	1 kg	15,64
	SPE2394	Plastic shims, B10 H4 L30	Matt black	1 kg	15,64
	SPE2395	Plastic shims, B10 H5 L30	White	1 kg	15,64
	SPE2397	Plastic shims, B10 H7 L30	Green	1 kg	15,64
	SPE2402	Plastic shims, B20 H2 L30	Red	1 kg	14,00
	SPE2403	Plastic shims, B20 H3 L30	Yellow	1 kg	14,00
	SPE2404	Plastic shims, B20 H4 L30	Matt black	1 kg	14,00
	SPE2405	Plastic shims, B20 H5 L30	White	1 kg	14,00
	SPE2407	Plastic shims, B20 H7 L30	Green	1 kg	14,00
	SPE2502	Plastic shims, B24 H2 L40	Red	1 kg	18,52
	SPE2503	Plastic shims, B24 H3 L40	Yellow	1 kg	18,52
	SPE2504	Plastic shims, B24 H4 L40	Matt black	1 kg	18,52
	SPE2505	Plastic shims, B24 H5 L40	White	1 kg	18,52
	SPE2507	Plastic shims, B24 H7 L40	Green	1 kg	18,52
	SPE2602	Plastic shims, B30 H2 L40	Red	1 kg	17,14
	SPE2603	Plastic shims, B30 H3 L40	Yellow	1 kg	17,14
	SPE2604	Plastic shims, B30 H4 L40	Matt black	1 kg	17,14
	SPE2605	Plastic shims, B30 H5 L40	White	1 kg	17,14
	SPE2607	Plastic shims, B30 H7 L40	Green	1 kg	17,14
	SPE2702	Plastic shims, B20 H2 L100	Red		DISCONTINUED
	SPE2703	Plastic shims, B20 H3 L100	Yellow	1 kg	21,30
	SPE2704	Plastic shims, B20 H4 L100	Matt black	1 kg	21,30
	SPE2705	Plastic shims, B20 H5 L100	White	1 kg	21,30
	SPE2707	Plastic shims, B20 H7 L100	Green	1 kg	21,30
	SPE2802	Plastic shims, B24 H2 L100	Red	1 kg	21,96
	SPE2803	Plastic shims, B24 H3 L100	Yellow	1 kg	21,96
SPE2804	Plastic shims, B24 H4 L100	Matt black	1 kg	21,96	
SPE2805	Plastic shims, B24 H5 L100	White	1 kg	21,96	
SPE2807	Plastic shims, B24 H7 L100	Green		DISCONTINUED	
	AER1	Windows aerator with fan and lock, B120	Transparent	1 Pc	28,98
	AER2	Windows aerator with fan and lock, B160	Transparent	1 Pc	40,90
	AER3	Windows aerator with rain grid and mesh, B160	Transparent	1 Pc	31,36
	AER4	Windows aerator with fan and lock, B200	Transparent	1 Pc	50,78
	AER5	Windows aerator with rain grid and mesh, B200	Transparent	1 Pc	41,22
	AER6	Windows aerator with fan and lock, B240	Transparent	1 Pc	66,92
	AER7	Windows aerator with electric fan, B240	Transparent		DISCONTINUED

BALUSTRADES

OUTDOORS

INDOORS

SHOWERS

ARRANGEMENT

ACCESSORIES FOR GLASSWORKS



ANALYTICAL
INDEX



ANALYTICAL INDEX

Art.	Page	Art.	Page	Art.	Page	Art.	Page	Art.	Page
042.3005.100	V3 - 22	ANG003	V5 - 14	ATT90	V5 - 36	BORC55	V5 - 40	CANALSF52	V4 - 80
042.3005.200	V3 - 22	ANG004	V5 - 14	ATT90CF5	V5 - 36	BORKIA0	V5 - 40	CANALSU66	V4 - 80
042.3005.300	V3 - 22	ANG216	V5 - 7	ATTANG	V5 - 36	BORKIA1	V5 - 40	CANALSU68	V4 - 80
042.3005.400	V3 - 22	ANG220	V5 - 7	ATTANGCF5	V5 - 36	BORKIA2	V5 - 40	CANALSU70	V4 - 80
042.3005.600	V3 - 22	ANG316	V5 - 7	ATTLIN	V5 - 36	BORKIA3	V5 - 40	CANALSU72	V4 - 80
042.3102.071	V3 - 8	ANG320	V5 - 7	ATTLINCF5	V5 - 36	BORKIA33	V5 - 40	CANANG1	V4 - 79
042.3102.072	V3 - 8	API203BOKS	V3 - 71	B273000	V5 - 6	BORKIA4	V5 - 40	CANANG12	V4 - 79
042.3114.071	V3 - 8	API203BOMG	V3 - 71	BA25030	V5 - 34	BORKIA40	V5 - 40	CANANG13	V4 - 79
053.3071.300	V3 - 27	API203BOPA	V3 - 71	BA30045	V5 - 34	BORKIA5	V5 - 40	CANANG14	V4 - 79
053.3072.100	V3 - 27	API203BORH	V3 - 71	BARRAFIL-MIS	V2 - 11	BORKIA6	V5 - 40	CANANG2	V4 - 79
053.3072.200	V3 - 27	API203BOST	V3 - 71	BAT30030	V5 - 34	BORKIA66	V5 - 40	CANANG22	V4 - 79
053.3072.300	V3 - 27	AP2203BOKS	V3 - 71	BCOFIS15B	V5 - 41	BORKIA7	V5 - 40	CANANG23	V4 - 79
053.3072.600	V3 - 27	AP2203BOMG	V3 - 71	BCOFIS20B	V5 - 41	BT28	V4 - 81	CANANG24	V4 - 80
053.3075.300	V3 - 27	AP2203BOPA	V3 - 71	BCOFIS25B	V5 - 41	BT31	V4 - 81	CANANG3	V4 - 80
053.3324.200	V3 - 26	AP2203BORH	V3 - 71	BCOFIS30B	V5 - 41	BT3322	V4 - 65	CANANG32	V4 - 80
053.3324.300	V3 - 26	AP2203BOST	V3 - 71	BCOFIS40B	V5 - 41	BT3325	V4 - 65	CANANG33	V4 - 80
053.3324.600	V3 - 26	APHAFKRC	V3 - 72	BCOFIS7B	V5 - 41	BT3520	V4 - 81	CANANG34	V4 - 80
053.3326.200	V3 - 26	APHAFKRH	V3 - 72	BDBIL81001	V4 - 62	BT3525	V4 - 81	CAR001	V6 - 15
053.3326.300	V3 - 26	APHAFKSC	V3 - 72	BDBIL81003	V4 - 62	CAL001	V5 - 13	CAR002	V6 - 15
053.3326.400	V3 - 26	APHAFKSH	V3 - 72	BDCER81001	V4 - 55	CAL002	V5 - 13	CAR003	V6 - 15
053.3326.600	V3 - 26	APHANDGD	V3 - 74	BDCER81003	V4 - 55	CAL003	V5 - 13	CAR004	V6 - 15
053.3338.200	V3 - 26	APHANDRC	V3 - 72	BDCER81005	V4 - 55	CAL004	V5 - 13	CAR006	V6 - 15
053.3338.300	V3 - 26	APHANDRH	V3 - 72	BDCER81007	V4 - 55	CAL005	V3 - 75	CAR021	V6 - 15
053.3338.400	V3 - 26	APHANDSC	V3 - 72	BDCER81013	V4 - 56	CAL006	V3 - 75	CAR022	V6 - 15
053.3338.600	V3 - 26	APHANDSH	V3 - 72	BDCER81015	V4 - 56	CAL007	V3 - 75	CAR024	V6 - 15
053.3342.200	V3 - 26	APHANDTC	V3 - 73	BDCHD6801	V4 - 43	CAL009	V5 - 19	CAR026	V6 - 15
053.3342.300	V3 - 26	APPCRIST08	V6 - 18	BDCHD6803	V4 - 43	CAL010	V5 - 19	CAR028	V6 - 15
053.3342.600	V3 - 26	APPCRIST10	V6 - 18	BDCHD6805	V4 - 43	CAL17	V5 - 19	CARVIT8X40-A2	V3 - 7
053.3361.071	V3 - 27	APPCRIST12	V6 - 18	BDCHD6813	V4 - 43	CAL18	V5 - 19	CARVIT8X50-A2	V3 - 7
053.3361.072	V3 - 27	APPCRIST15	V6 - 18	BDCHD6815	V4 - 44	CAL23	V5 - 18	CBD500	V4 - 67
057.3030.071	V3 - 24	APPCRIST20	V6 - 18	BDCHD81001	V4 - 43	CAL27	V5 - 18	CBD580	V4 - 67
057.3073.071	V3 - 7	APRO1008	V3 - 73	BDCHD81003	V4 - 43	CALMU30	V3 - 75	CC000	V5 - 19
057.3073.072	V3 - 7	APRO1010	V3 - 73	BDCHD81005	V4 - 43	CALUV25	V5 - 19	CC001	V5 - 19
057.3078.002	V3 - 23	APRO1012	V3 - 73	BDCHD81013	V4 - 43	CALUV50	V5 - 19	CC002	V5 - 19
057.3080.001	V3 - 30	APRO1013	V3 - 73	BDCHD81015	V4 - 44	CAN001	V4 - 88	CE305PG10	V5 - 8
057.3080.002	V3 - 30	APRO1020	V3 - 74	BDFIX10	V4 - 18	CAN002	V4 - 88	CEA42DX	V5 - 16
057.3084.200	V3 - 21	APRO1050	V3 - 74	BDFIX2-DX	V4 - 18	CANAL06	V4 - 79	CEA42SX	V5 - 16
057.3084.300	V3 - 21	APRO4008	V3 - 73	BDFIX2-SX	V4 - 18	CANAL1	V4 - 79	CEACC40D	V5 - 17
057.3084.400	V3 - 21	APRO4010	V3 - 73	BDFIX5-DX	V4 - 18	CANAL12	V4 - 79	CEACC40S	V5 - 17
057.3084.600	V3 - 21	APRO4012	V3 - 73	BDFIX5-SX	V4 - 18	CANAL13	V4 - 79	CEACC50D	V5 - 16
057.3085.200	V3 - 22	APRO4013	V3 - 73	BDFIX7-DX	V4 - 18	CANAL16	V4 - 79	CEACC50S	V5 - 16
057.3085.300	V3 - 22	APRO4040	V3 - 74	BDFIX7-SX	V4 - 18	CANAL2	V4 - 79	CEALL35D	V5 - 17
057.3085.400	V3 - 22	APRO4080	V3 - 74	BDFIX8	V4 - 18	CANAL22	V4 - 79	CEALL35S	V5 - 17
057.3085.600	V3 - 22	APRO4403BORH	V3 - 73	BDFIX-DX	V4 - 18	CANAL23	V4 - 79	CELEGA35D	V5 - 17
057.3099.071	V3 - 23	APRO4406BORH	V3 - 73	BDFIX-SX	V4 - 18	CANAL2513.150	V2 - 11	CELEGA35S	V5 - 17
057.3114.071	V3 - 7	APRO4503BORH	V3 - 73	BDSQ6801	V4 - 27	CANAL2513.200	V2 - 11	CER100	V5 - 11
057.3010.001	V3 - 40	APRO4506BORH	V3 - 73	BDSQ6803	V4 - 27	CANAL2513TP	V2 - 11	CER100SQ	V5 - 11
057.3030.071	V3 - 32	APRO4603BORH	V3 - 73	BDSQ6805	V4 - 27	CANAL2515.150	V2 - 11	CER1024	V5 - 10
057.3078.002	V4 - 11	APRO4606BORH	V3 - 73	BDSQ6807	V4 - 27	CANAL2515.200	V2 - 11	CER1025	V5 - 10
057.3114.071	V3 - 18	APROIN1203H	V3 - 72	BDSQ6813	V4 - 28	CANAL2515TP	V2 - 11	CER1027	V5 - 10
057.3159.071	V3 - 27	APROIN1203HM	V3 - 72	BDSQ6815	V4 - 28	CANAL2519.150	V2 - 11	CER1028	V5 - 10
057.3159.072	V3 - 27	APROIN17M	V3 - 72	BDSQ81001	V4 - 27	CANAL2519.200	V2 - 11	CER1092	V5 - 10
057.3159.073	V3 - 27	APROIN2203H	V3 - 71	BDSQ81003	V4 - 27	CANAL2519TP	V2 - 11	CER1173	V5 - 9
3M4032	V6 - 18	APROIN2203HM	V3 - 71	BDSQ81005	V4 - 27	CANAL2523.150	V2 - 13	CER1174	V5 - 11
3M4910F	V6 - 18	ATECO	V4 - 87	BDSQ81007	V4 - 27	CANAL2523.200	V2 - 13	CER148	V3 - 67
3MSGP	V4 - 83	ATEC5	V4 - 87	BDSQ81013	V4 - 28	CANAL2523TP	V2 - 13	CER148AL	V3 - 68
AD3503	V6 - 19	ATP452	V1 - 21	BDSQ81015	V4 - 28	CANAL2527.150	V2 - 13	CER148ALSQ	V3 - 68
AD3505	V6 - 19	ATP50	V1 - 21	BFM975-10-A4	V1 - 22	CANAL2527.200	V2 - 13	CER160	V3 - 68
AD3506	V6 - 19	ATP50315	V1 - 21	BFM975-10-ZN	V1 - 22	CANAL2527TP	V2 - 13	CER175	V3 - 68
AD3508	V6 - 19	ATP503215	V1 - 21	BFM975-12-A4	V1 - 22	CANAL26	V4 - 79	CER200	V5 - 9
AD3510	V6 - 19	ATP503365	V1 - 21	BFM975-12-ZN	V1 - 22	CANAL3	V4 - 79	CER217	V5 - 9
AD5005	V6 - 19	ATP50365	V1 - 21	BFM975-14-A4	V1 - 22	CANAL32	V4 - 79	CER26	V4 - 56
AD5006	V6 - 19	ATP515	V1 - 21	BFM975-14-ZN	V1 - 22	CANAL33	V4 - 79	CER2660	V5 - 9
AD5008	V6 - 19	ATP5215	V1 - 21	BIA001	V6 - 18	CANAL34	V4 - 79	CER27	V4 - 57
AD5010	V6 - 19	ATP5365	V1 - 21	BIA002	V6 - 18	CANALH88	V4 - 80	CER28	V4 - 57
AD5012	V6 - 19	ATP565	V1 - 21	BIA003	V6 - 18	CANALH90	V4 - 80	CER29	V4 - 57
AER1	V6 - 21	ATP60	V1 - 21	BOR01	V5 - 45	CANALH92	V4 - 80	CER305B	V5 - 11
AER2	V6 - 21	ATT10	V1 - 23	BOR02	V5 - 45	CANALM01	V4 - 80	CER305PA6	V5 - 8
AER3	V6 - 21	ATT15	V1 - 23	BOR03	V5 - 45	CANALM012	V4 - 80	CER305PB	V5 - 8
AER4	V6 - 21	ATT20	V1 - 23	BORC25	V5 - 40	CANALM02	V4 - 80	CER31	V4 - 57
AER5	V6 - 21	ATT3V	V5 - 36	BORC30	V5 - 40	CANALM022	V4 - 80	CER32	V4 - 57
AER6	V6 - 21	ATT3VCF5	V5 - 36	BORC35	V5 - 40	CANALM03	V4 - 80	CER33	V4 - 57
AER7	V6 - 21	ATT40	V1 - 24	BORC40	V5 - 40	CANALM032	V4 - 80	CER336	V5 - 9
ANG001	V5 - 14	ATT45	V1 - 24	BORC45	V5 - 40	CANALSF48	V4 - 80	CER336L	V5 - 9
ANG002	V5 - 14	ATT50	V1 - 24	BORC50	V5 - 40	CANALSF50	V4 - 80	CER4AL	V3 - 68

Art.	Page	Art.	Page	Art.	Page	Art.	Page	Art.	Page
CER4ALSQ	V3 - 68	CHDA1000	V4 - 48	COFIS15N	V5 - 40	CORLM255C.60	V1 - 27	CUB004	V5 - 13
CER50	V5 - 11	CHDA1000G	V4 - 48	COFIS20A	V5 - 37	CORLM255S.30	V1 - 27	CUB005	V5 - 13
CER50SQ	V5 - 11	CHDA1500	V4 - 48	COFIS20B	V5 - 40	CORLM255S.60	V1 - 27	CUB006	V5 - 13
CER560	V5 - 9	CHDA1500G	V4 - 48	COFIS20N	V5 - 40	CORLM2560C	V1 - 26	CUB007	V5 - 13
CER630	V5 - 11	CHDA500	V4 - 48	COFIS25B	V5 - 40	CORLM2560S	V1 - 26	CUSC006	V5 - 6
CER650	V5 - 11	CHDA500G	V4 - 48	COFIS25N	V5 - 40	CORLM27	V1 - 28	CUSC007	V5 - 6
CER670	V5 - 11	CHDA55	V4 - 49	COFIS30A	V5 - 37	CORLM29	V1 - 28	CUT001	V6 - 15
CER700	V4 - 66	CHDA55G	V4 - 49	COFIS30B	V5 - 41	CORLM31	V1 - 28	CUT002	V6 - 15
CER700UV	V4 - 66	CHDA65	V4 - 49	COFIS30N	V5 - 41	CORLM33	V1 - 28	CUT003	V6 - 15
CER720	V4 - 66	CHDA65G	V4 - 49	COFIS40B	V5 - 41	CORLM35	V1 - 28	CUT004	V6 - 15
CER720UV	V4 - 66	CHDA75	V4 - 49	COFIS40N	V5 - 41	CORLM37	V1 - 28	CVM01	V5 - 20
CER751	V5 - 11	CHDA75G	V4 - 49	COFIS50B	V5 - 41	CORLM39	V1 - 28	CVM03	V5 - 20
CER755	V5 - 11	CHDA83	V4 - 50	COFIS50N	V5 - 41	CORLM39B	V1 - 28	CVM05	V5 - 20
CER800	V4 - 67	CHDA85	V4 - 50	COFIS6B	V5 - 41	CORLM41	V1 - 28	DCC08	V4 - 16
CER880	V4 - 67	CHDA851	V4 - 50	COFIS6N	V5 - 41	CORLM43	V1 - 29	DCC10	V4 - 16
CERBA2	V5 - 16	CHDA86	V4 - 50	COFIS7B	V5 - 41	CORLM45	V1 - 29	DCC218	V4 - 24
CERBIL55DX	V5 - 8	CHDA861	V4 - 50	COFIS7N	V5 - 41	CORLM55	V1 - 27	DCC220	V4 - 24
CERBIL55SX	V5 - 8	CHDA88	V4 - 50	CON1052B	V5 - 35	CORLM57	V1 - 28	DCC90	V4 - 7
CERBIL80DX	V5 - 8	CHDA90	V4 - 50	CON1072B	V5 - 35	CORLM59	V1 - 28	DCC90SQ	V4 - 7
CERBIL80SX	V5 - 8	CHDA901	V4 - 50	CON1102B	V5 - 35	CORLM61	V1 - 28	DCCFLAT003	V4 - 19
CERBUS	V5 - 8	CHDA93	V4 - 50	CON2052B	V5 - 35	CP1000	V6 - 7	DCCFLAT007	V4 - 19
CERLM56	V5 - 16	CHDM41	V4 - 47	CON2072B	V5 - 35	CP1200	V6 - 7	DCCFLAT009	V4 - 19
CERMGLISS	V3 - 69	CHDM43	V4 - 47	CON2102B	V5 - 35	CP1600	V6 - 7	DCCFLAT011	V4 - 19
CERPOS162	V3 - 11	CHDM45	V4 - 47	CON3075B	V5 - 35	CP2000	V6 - 7	DCCFT12	V4 - 20
CERPOS170ALL	V3 - 18	CHDM47	V4 - 47	CON4104B	V5 - 35	CP400	V6 - 7	DCCFT16	V4 - 20
CERPOS170COV	V3 - 19	CHDM52	V4 - 47	CON7052MB	V5 - 35	CP600	V6 - 7	DCCFT18	V4 - 20
CERPOS170SYNC	V3 - 19	CHDM57	V4 - 47	CON7052TB	V5 - 35	CPH10	V6 - 6	DCCFT20	V4 - 15
CERPOS514	V3 - 19	CHDMP1	V4 - 51	CON7052VB	V5 - 35	CPH20	V6 - 6	DCCFT90	V4 - 20
CERPOS514-C	V3 - 19	CHDMP2	V4 - 51	CON7082MB	V5 - 35	CPLEV	V6 - 7	DCCFTMUR	V4 - 19
CERPOS514-T	V3 - 19	CHDMP3	V4 - 51	CON7082TB	V5 - 35	CPM247	V4 - 69	DCCFTVET	V4 - 19
CERPT80	V3 - 62	CHDMP4	V4 - 51	CON7082VB	V5 - 35	CPOM	V6 - 7	DCCFTVV	V4 - 20
CERPT80SQ	V3 - 62	CHDT1000	V4 - 47	CON7103MB	V5 - 35	CPR1010	V1 - 30	DCS108	V4 - 12
CERS401	V5 - 10	CHDT1000G	V4 - 48	CON7103TB	V5 - 35	CPR1212	V1 - 30	DCS110	V4 - 12
CERS403	V5 - 10	CHDT1500	V4 - 47	CON7103VB	V5 - 35	CPR66	V1 - 30	DCS206	V4 - 7
CERS405	V5 - 10	CHDT1500G	V4 - 48	CON712B	V5 - 35	CPR88	V1 - 30	DCS208	V4 - 7
CERS407	V5 - 10	CHDT500	V4 - 47	CORF50	V1 - 29	CPRAL1010	V1 - 30	DCST13	V5 - 44
CERUV1	V5 - 16	CHDT500G	V4 - 47	CORF50357	V1 - 29	CPRAL1010TP	V1 - 31	DCU108	V4 - 12
CERUV25	V5 - 15	CHLUV20	V5 - 17	CORF50359	V1 - 29	CPRAL1212	V1 - 31	DCU108SCT	V4 - 12
CERUV25LG	V5 - 15	CHN28	V3 - 29	CORF50364	V1 - 29	CPRAL1212TP	V1 - 31	DCU110SCT	V4 - 12
CERUV35	V5 - 15	CHN31	V3 - 29	CORF-52027	V1 - 30	CPRAL66	V1 - 30	DCU206	V4 - 7
CERUV35LG	V5 - 15	CHSETT19	V1 - 20	CORFAM3075	V1 - 30	CPRAL66TP	V1 - 31	DCU206SCT	V4 - 7
CERUV390	V5 - 17	CHSETT32	V1 - 20	CORFAV44106	V1 - 30	CPRAL88	V1 - 30	DCU208	V4 - 7
CERUV40	V5 - 15	CING1350	V6 - 17	CORFCR4140	V1 - 30	CPRAL88TP	V1 - 31	DCU208SCT	V4 - 7
CERUV40LG	V5 - 15	CING1700	V6 - 17	CORF-DOW25-55	V1 - 29	CPVEN	V6 - 7	DCY101010	V5 - 44
CERUV55DX	V5 - 15	CINGM01	V6 - 17	CORFGIT4101	V1 - 30	CRECLK1	V5 - 27	DCY101015	V5 - 44
CERUV55SX	V5 - 15	CISA2227D	V3 - 72	CORFGM175	V1 - 29	CRECLK3	V5 - 27	DCY101310	V5 - 44
CERUVQ	V5 - 16	CISA2227U	V3 - 72	CORFGM215	V1 - 29	CRECPK1	V5 - 27	DCY101315	V5 - 44
CERUVS100	V5 - 16	CL105	V4 - 46	CORFPP3110	V1 - 30	CRECPK3	V5 - 27	DCY101815	V5 - 44
CERUVTON	V5 - 16	CL95	V3 - 29	CORFT42316	V1 - 30	CREMDMA1	V5 - 27	DCY101820	V5 - 44
CERZ31	V4 - 67	CL-CAV15KIT2	V2 - 11	CORFTT4301	V1 - 30	CREMDMA2	V5 - 27	DCYB13	V5 - 45
CERZ3180	V4 - 67	CLH12	V3 - 29	CORF-UP25-55	V1 - 29	CREMDMA3	V5 - 27	DCYB15	V5 - 45
CERZ33	V4 - 67	CLHM14	V3 - 29	CORLM01	V1 - 27	CREPK11	V5 - 27	DCYB18	V5 - 45
CGS1620DX	V3 - 60	CLK20	V4 - 68	CORLM03	V1 - 27	CREPK13	V5 - 27	DCYB20	V5 - 45
CGS1620SX	V3 - 60	CLKM27	V4 - 68	CORLM05	V1 - 27	CREPK71	V5 - 27	DCYF1316	V5 - 44
CGS1640DX	V3 - 60	CLM11	V3 - 29	CORLM07	V1 - 27	CREPK73	V5 - 27	DCYF1318	V5 - 44
CGS1640SX	V3 - 60	CLM19	V4 - 46	CORLM09	V1 - 27	CREVCE2	V5 - 27	DCYM615	V5 - 44
CH12EXA	V1 - 20	CLM25	V4 - 69	CORLM11	V1 - 27	CRESVDX1	V5 - 27	DCYM620	V5 - 44
CHD10	V4 - 44	CLP23	V4 - 46	CORLM13	V1 - 27	CRESVSX3	V5 - 27	DCYTV13	V5 - 46
CHD10COV	V4 - 44	CLPM29	V4 - 46	CORLM15	V1 - 27	CREVEN1	V5 - 27	DCYTV18	V5 - 46
CHD1135	V4 - 45	CLPN	V3 - 29	CORLM17	V1 - 27	CRIEASY13	V5 - 33	DEX934-10-A4	V1 - 23
CHD12	V4 - 44	CLS10	V3 - 29	CORLM1730C	V1 - 26	CRIEASY17	V5 - 33	DEX934-10-ZN	V1 - 23
CHD14	V4 - 44	CLS18	V4 - 46	CORLM1730S	V1 - 26	CRIEASY21	V5 - 33	DEX934-12-A4	V1 - 23
CHD180	V4 - 45	CLS24	V4 - 69	CORLM1760C	V1 - 26	CSFE20	V5 - 19	DEX934-12-ZN	V1 - 23
CHD190	V4 - 45	CLS245	V4 - 68	CORLM1760S	V1 - 26	CSFE30	V5 - 19	DEX934-14-A4	V1 - 23
CHD20	V4 - 45	CLS68	V4 - 69	CORLM19	V1 - 27	CSP75	V4 - 46	DEX934-14-ZN	V1 - 23
CHD20COV	V4 - 45	CLS70	V4 - 69	CORLM21	V1 - 28	CSP85	V4 - 46	DF100.15	V1 - 11
CHD22	V4 - 45	CL-SNOD156KIT2	V2 - 11	CORLM2130C	V1 - 26	CTV01	V6 - 7	DF100.30	V1 - 11
CHD24	V4 - 45	CL-SNOD158KIT2	V2 - 11	CORLM2130S	V1 - 26	CTV10	V6 - 7	DF100.60	V1 - 11
CHD24P	V4 - 45	CMIRR10.2000	V4 - 80	CORLM2160C	V1 - 26	CTV1000	V6 - 7	DF101.15	V1 - 13
CHD280	V4 - 45	CMIRR10.3000	V4 - 80	CORLM2160S	V1 - 26	CTV1200	V6 - 7	DF101.30	V1 - 12
CHD280P	V4 - 46	CMIRR8.2000	V4 - 80	CORLM23	V1 - 28	CTV600	V6 - 7	DF101.60	V1 - 12
CHD290	V4 - 46	CMIRR8.3000	V4 - 80	CORLM25	V1 - 28	CTV800	V6 - 7	DF1010	V1 - 11
CHDA05	V4 - 49	CMIRRTP10	V4 - 80	CORLM2530C	V1 - 26	CUB001	V5 - 13	DF1010.60	V1 - 11
CHDA06	V4 - 49	CMIRRTP8	V4 - 80	CORLM2530S	V1 - 26	CUB002	V5 - 13	DF1012DK.15	V1 - 9
CHDA08	V4 - 49	COFIS15B	V5 - 40	CORLM255C.30	V1 - 27	CUB003	V5 - 13	DF1012DK.30	V1 - 9

ANALYTICAL INDEX

Art.	Page	Art.	Page	Art.	Page	Art.	Page	Art.	Page
DF1012DK.60	V1 - 9	DF810DK.60	V1 - 8	DFDK05.30	V1 - 14	DFS09.30	V1 - 14	DH2520	V5 - 38
DF1012FR.15	V1 - 9	DF810DK17KIT.15	V1 - 3	DFDK05.60	V1 - 14	DFS09.60	V1 - 14	DH2525	V5 - 38
DF1012FR.30	V1 - 9	DF810DK17KIT.30	V1 - 3	DFDK07.15	V1 - 12	DFS11.15	V1 - 14	DISC001	V5 - 20
DF1012FR.60	V1 - 9	DF810DK17KIT.60	V1 - 3	DFDK07.30	V1 - 12	DFS11.30	V1 - 14	DISC002	V5 - 20
DF1012LM.15	V1 - 9	DF810DK21KIT.15	V1 - 3	DFDK07.60	V1 - 12	DFS11.60	V1 - 14	DISC003	V5 - 20
DF1012LM.30	V1 - 9	DF810DK21KIT.30	V1 - 3	DFDKTP08AL	V1 - 16	DFS13083AL	V1 - 17	DISC004	V5 - 20
DF1012LM.60	V1 - 9	DF810DK21KIT.60	V1 - 3	DFDKTP10AL	V1 - 16	DFS13090AL	V1 - 17	DISC005	V5 - 20
DF1012SP.15	V1 - 9	DF810FR.15	V1 - 8	DFDKTP17AL	V1 - 16	DFS15.15	V1 - 12	DISC0055	V5 - 20
DF1012SP.30	V1 - 9	DF810FR.30	V1 - 8	DFDKTP21AL	V1 - 16	DFS15.30	V1 - 12	DISC006	V5 - 20
DF1012SP.60	V1 - 9	DF810FR.60	V1 - 8	DFDKTP23AL	V1 - 16	DFS15.60	V1 - 12	DISC007	V5 - 20
DF104.15	V1 - 15	DF810FR17KIT.15	V1 - 3	DFDKTP27AL	V1 - 16	DFS17.15	V1 - 12	DISC008	V5 - 20
DF104.30	V1 - 15	DF810FR17KIT.30	V1 - 3	DFDKTP29AL	V1 - 16	DFS17.30	V1 - 12	DISC009	V5 - 20
DF104.60	V1 - 15	DF810FR17KIT.60	V1 - 3	DFDKTP31AL	V1 - 16	DFS17.60	V1 - 12	DISC036	V5 - 20
DF105.15	V1 - 14	DF810FR21KIT.15	V1 - 4	DFFH10A4	V1 - 19	DFSA121054	V1 - 15	DISC151	V5 - 20
DF105.30	V1 - 14	DF810FR21KIT.30	V1 - 3	DFFH10ZN	V1 - 19	DFSA12130	V1 - 15	DISC152	V5 - 20
DF105.60	V1 - 14	DF810FR21KIT.60	V1 - 3	DFFH12A4	V1 - 19	DFSA12160	V1 - 15	DISC153	V5 - 20
DF116.15	V1 - 15	DF810LM.15	V1 - 7	DFFH12ZN	V1 - 19	DFSPTP08AL	V1 - 17	DIST001	V5 - 39
DF116.30	V1 - 15	DF810LM.30	V1 - 7	DFFLEX01	V1 - 19	DFSPTP10AL	V1 - 17	DIST002	V5 - 39
DF116.60	V1 - 15	DF810LM.60	V1 - 7	DFFLEX03	V1 - 19	DFSPTP12AL	V1 - 17	DIST003	V5 - 39
DF12072AL	V1 - 15	DF810LM17KIT.15	V1 - 2	DFFLEX04	V2 - 10	DFSPTP14AL	V1 - 17	DIST004	V5 - 39
DF12080AL	V1 - 15	DF810LM17KIT.30	V1 - 2	DFFLEX05	V1 - 19	DFSPTP17AL	V1 - 18	DIST005	V5 - 39
DF1212255	V1 - 11	DF810LM17KIT.60	V1 - 2	DFFLEX06	V2 - 10	DFSPTP21AL	V1 - 18	DIST007	V5 - 39
DF1212DKKIT.15	V1 - 7	DF810LM21KIT.15	V1 - 2	DFFLEX07	V2 - 10	DFSPTP23AL	V1 - 18	DISTB30	V5 - 38
DF1212DKKIT.30	V1 - 7	DF810LM21KIT.30	V1 - 2	DFFORO10	V1 - 10	DFSPTP27AL	V1 - 18	DISTB40	V1 - 21
DF1212DKKIT.60	V1 - 7	DF810LM21KIT.60	V1 - 2	DFFORO15	V1 - 10	DFTAG90	V1 - 19	DISTB50	V1 - 21
DF1212FRKIT.15	V1 - 7	DF810MF.15	V1 - 8	DFFORO2815	V1 - 10	DFTAGLIO	V1 - 19	DISTC2004	V5 - 38
DF1212FRKIT.30	V1 - 7	DF810MF.30	V1 - 8	DFFOROAS	V1 - 9	DFTEC1010	V1 - 18	DISTC2010	V5 - 38
DF1212FRKIT.60	V1 - 7	DF810MF.60	V1 - 8	DFFOROAS2	V1 - 9	DFTEC1010G	V1 - 18	DISTCOFIS1	V5 - 40
DF1212KIT12	V1 - 11	DF810MF17KIT.15	V1 - 4	DFFOROAS4	V1 - 9	DFTEC1212	V1 - 18	DISTCOFIS10	V5 - 39
DF1212LMKIT.15	V1 - 7	DF810MF17KIT.30	V1 - 4	DFFOROAS9	V1 - 9	DFTEC1212G	V1 - 18	DISTCOFIS11	V1 - 21
DF1212LMKIT.30	V1 - 7	DF810MF17KIT.60	V1 - 4	DFFORODR	V1 - 10	DFTEC88	V1 - 18	DISTCOFIS12	V1 - 21
DF1212LMKIT.60	V1 - 7	DF810MF21KIT.15	V1 - 4	DFFORODR2	V1 - 10	DFTEC88G	V1 - 18	DISTCOFIS2	V5 - 40
DF1212SPKIT.15	V1 - 7	DF810MF21KIT.30	V1 - 4	DFFORODR4	V1 - 10	DFUTO1	V1 - 10	DISTCOFIS3	V5 - 40
DF1212SPKIT.30	V1 - 7	DF810MF21KIT.60	V1 - 4	DFFORODR9	V1 - 10	DFXP135	V1 - 10	DISTCOFIS4	V5 - 39
DF1212SPKIT.60	V1 - 7	DF810MR.15	V1 - 8	DFFORODRAS	V1 - 10	DFXP150	V1 - 10	DISTCOFIS4025	V5 - 39
DF12772AL	V1 - 16	DF810MR.30	V1 - 8	DFFORODRAS2	V1 - 10	DFXP15KIT12	V1 - 10	DISTCOFIS4040	V5 - 39
DF12774AL	V1 - 17	DF810MR.60	V1 - 8	DFFORODRAS4	V1 - 10	DFXP175	V1 - 10	DISTCOFIS5	V5 - 39
DF12780AL	V1 - 16	DF810MR17KIT.15	V1 - 2	DFFORODRAS9	V1 - 10	DFXP66KIT12	V1 - 10	DISTCOFIS5025	V5 - 40
DF147L.15	V1 - 14	DF810MR17KIT.30	V1 - 2	DFGD	V1 - 15	DFXP88.15	V1 - 9	DISTCOFIS5040	V5 - 40
DF147L.30	V1 - 13	DF810MR17KIT.60	V1 - 2	DFMAK21	V1 - 19	DFXP88.30	V1 - 8	DISTCOFIS6	V5 - 39
DF147L.60	V1 - 13	DF810MR21KIT.15	V1 - 3	DFP100.15	V1 - 14	DFXP88.60	V1 - 8	DISTCOFIS7	V5 - 39
DF15PICOKIT.15	V1 - 6	DF810MR21KIT.30	V1 - 3	DFP100.30	V1 - 14	DFXP88KIT12	V1 - 10	DISTCOFIS76	V5 - 39
DF15PICOKIT.30	V1 - 6	DF810MR21KIT.60	V1 - 3	DFP100.60	V1 - 14	DG5003	V6 - 11	DISTCOFIS78	V5 - 39
DF15PICOKIT.60	V1 - 6	DF810SP.15	V1 - 8	DFP135	V1 - 10	DG5005B	V6 - 11	DISTCOFIS8	V5 - 39
DF15XPKIT.15	V1 - 5	DF810SP.30	V1 - 8	DFP150	V1 - 10	DG5005G	V6 - 11	DISTCOFIS86	V5 - 39
DF15XPKIT.30	V1 - 5	DF810SP.60	V1 - 8	DFP15G01	V1 - 11	DG5005N	V6 - 11	DISTCOFIS88	V5 - 39
DF15XPKIT.60	V1 - 5	DF810SP17KIT.15	V1 - 4	DFP15G01.03	V1 - 11	DG5005R	V6 - 11	DISTCOFIS9	V5 - 39
DF17072AL	V1 - 16	DF810SP17KIT.30	V1 - 4	DFP15G01.60	V1 - 11	DG5005V	V6 - 11	DISTCOFIS925	V5 - 39
DF17080AL	V1 - 16	DF810SP17KIT.60	V1 - 4	DFP15KIT12	V1 - 10	DG5006RBG	V6 - 12	DISTCOFIS940	V5 - 39
DF1721	V1 - 10	DF810SP21KIT.15	V1 - 4	DFP175	V1 - 10	DG5006RBLU	V6 - 12	DISTCOFISR	V1 - 21
DF1721KIT6	V1 - 10	DF810SP21KIT.30	V1 - 4	DFP66KIT12	V1 - 10	DG5007B	V6 - 11	DISTQA35	V5 - 38
DF1721MR	V1 - 10	DF810SP21KIT.60	V1 - 4	DFP7562AL	V1 - 17	DG5007G	V6 - 11	DISTQA50	V5 - 38
DF1721MRKIT3	V1 - 10	DF8801.15	V1 - 14	DFP7562UAL	V1 - 17	DG5007N	V6 - 11	DISTV2004	V5 - 38
DF204.15	V1 - 13	DF8801.30	V1 - 14	DFP88.15	V1 - 9	DG5007R	V6 - 11	DISTV2010	V5 - 38
DF204.30	V1 - 13	DF8801.60	V1 - 14	DFP88.30	V1 - 9	DG5007V	V6 - 11	DOM3V	V5 - 36
DF204.60	V1 - 13	DF8803.15	V1 - 14	DFP88.60	V1 - 9	DG5008RBG	V6 - 11	DOM3VCF2	V5 - 36
DF2121	V1 - 10	DF8803.30	V1 - 14	DFP88G01	V1 - 11	DG5008RBLU	V6 - 11	DOM3VCF3	V5 - 36
DF2121KIT6	V1 - 10	DF8803.60	V1 - 14	DFP88G01.03	V1 - 11	DG5011B	V6 - 11	DOM90	V5 - 36
DF2121MR	V1 - 10	DF88PICOKIT.15	V1 - 6	DFP88G01.60	V1 - 11	DG5011G	V6 - 11	DOM90CF2	V5 - 36
DF2121MRKIT3	V1 - 10	DF88PICOKIT.30	V1 - 6	DFP88KIT12	V1 - 10	DG5011N	V6 - 11	DOM90CF3	V5 - 36
DF216.15	V1 - 13	DF88PICOKIT.60	V1 - 6	DFP88TEC	V1 - 18	DG5011R	V6 - 11	DOMANG	V5 - 36
DF216.30	V1 - 13	DF88XPKIT.15	V1 - 5	DFP88TECG	V1 - 18	DG5011V	V6 - 11	DOMANGCF2	V5 - 36
DF216.60	V1 - 13	DF88XPKIT.30	V1 - 5	DFPG03	V1 - 11	DG5012RBG	V6 - 11	DOMANGCF3	V5 - 36
DF25	V1 - 18	DF88XPKIT.60	V1 - 5	DFPG03.03	V1 - 11	DG5012RBLU	V6 - 11	DOMLIN	V5 - 36
DF2525	V1 - 18	DFA72054	V1 - 15	DFPG03.60	V1 - 11	DG5035	V6 - 11	DOMLINCF2	V5 - 36
DF2TPAL	V1 - 16	DFA7230	V1 - 15	DFPG82	V2 - 6	DH1510	V5 - 38	DOMLINCF3	V5 - 36
DF4TPAL	V1 - 16	DFA7260	V1 - 15	DFPG82.03	V2 - 6	DH1515	V5 - 38	DQ30	V4 - 29
DF66PICOKIT.15	V1 - 6	DFA80054	V1 - 15	DFPG82.60	V2 - 6	DH1520	V5 - 38	DQ30COV	V4 - 29
DF66PICOKIT.30	V1 - 6	DFA8030	V1 - 15	DFPTASA4	V1 - 19	DH1810	V5 - 38	DQ30SGCOV	V4 - 26
DF66PICOKIT.60	V1 - 6	DFA8060	V1 - 15	DFPTASHEXZN	V1 - 19	DH1815	V5 - 38	DQ30SGPVT	V4 - 26
DF66XPKIT.15	V1 - 5	DFAD17	V1 - 10	DFPTASZN	V1 - 19	DH1820	V5 - 38	DQ3135	V4 - 30
DF66XPKIT.30	V1 - 5	DFAD17MR	V1 - 10	DFS03.15	V1 - 12	DH2215	V5 - 38	DQ32	V4 - 29
DF66XPKIT.60	V1 - 5	DFCLS72.30	V1 - 18	DFS03.30	V1 - 12	DH2220	V5 - 38	DQ34	V4 - 29
DF810DK.15	V1 - 8	DFCLS80.30	V1 - 18	DFS03.60	V1 - 12	DH2225	V5 - 38	DQ37	V4 - 30
DF810DK.30	V1 - 8	DFDK05.15	V1 - 14	DFS09.15	V1 - 14	DH2515	V5 - 38	DQ375	V4 - 30

Art.	Page	Art.	Page	Art.	Page	Art.	Page	Art.	Page
DQ380	V4 - 29	DQPD.100-DX	V4 - 62	FIXBORK40	V1 - 24	FXGEL03	V6 - 2	GC-ROT101	V2 - 12
DQ380SG	V4 - 26	DQPD.100-SX	V4 - 62	FIXGHIERA10	V1 - 23	FXGH	V6 - 2	GC-ROT145	V2 - 12
DQ390	V4 - 30	DQS11	V3 - 28	FIXGHIERA40	V1 - 24	FXGH1.37	V6 - 2	GC-SNOD143	V2 - 12
DQ40	V4 - 31	DQS13	V3 - 28	FIXGHIERA8	V1 - 23	FXGH33	V6 - 2	GC-SNOD1510KIT2	V2 - 12
DQ40COV	V4 - 31	DQS15	V3 - 28	FLUIDO1	V2 - 17	FXGH41	V6 - 2	GC-SNOD1510KIT3	V2 - 12
DQ40SGCOV	V4 - 26	DQS21	V3 - 28	FLUIDO100	V2 - 16	FXGH58	V6 - 2	GC-SNOD1512KIT2	V2 - 12
DQ40SGPVT	V4 - 26	DQS23	V3 - 28	FLUIDO180	V2 - 16	FXGH84	V6 - 2	GC-SNOD1512KIT3	V2 - 12
DQ4135	V4 - 31	DQS25	V3 - 28	FLUIDO2	V2 - 17	FXTNT01	V4 - 83	GC-SNOD3010KIT2	V2 - 12
DQ42	V4 - 31	DQS37	V3 - 28	FLUIDO270	V2 - 16	FXUVLED001	V6 - 4	GC-SNOD3010KIT3	V2 - 12
DQ44	V4 - 31	DQT1000	V4 - 34	FLUIDO360	V2 - 16	FXUVLED365	V6 - 4	GC-SNOD3012KIT2	V2 - 12
DQ44P	V4 - 31	DQT1500	V4 - 34	FLUIDO45	V2 - 16	FXUVLED405	V6 - 4	GC-SNOD3012KIT3	V2 - 12
DQ475	V4 - 32	DQT500	V4 - 34	FLUIDO90	V2 - 16	FXUVLEDLINE365	V6 - 3	GC-TEND130	V2 - 13
DQ480	V4 - 31	DQTS2525	V3 - 89	FLUIDODX	V2 - 17	FXUVLEDLINE405	V6 - 3	GF100	V3 - 58
DQ480P	V4 - 31	DQX1000	V4 - 34	FLUIDOSX	V2 - 17	FXVP01	V6 - 3	GF150	V3 - 58
DQ480SG	V4 - 26	DQX1500	V4 - 34	FN4	V6 - 3	G35KIT01	V4 - 3	GF150F	V3 - 58
DQ490	V4 - 31	DQX500	V4 - 34	FOL1010.30	V4 - 41	G35KIT02	V4 - 3	GF200	V3 - 58
DQA05	V4 - 35	DW781NE	V6 - 4	FOL1515.30	V4 - 41	G35KIT03	V4 - 3	GF210	V3 - 58
DQA06	V4 - 35	DW781TR	V6 - 4	FOL2020.30	V4 - 41	G35KIT04	V4 - 3	GF400	V3 - 58
DQA08	V4 - 35	DW784TR	V6 - 4	FOP10.30	V3 - 12	G35KIT05	V4 - 3	GF600	V3 - 58
DQA1000	V4 - 34	DW791NE	V6 - 5	FOP15.30	V3 - 12	G35KIT06	V4 - 3	GF700	V3 - 58
DQA1500	V4 - 34	DW791TTR	V6 - 5	FOP20.30	V3 - 12	G35KIT07	V4 - 4	GIUNTOA06	V5 - 35
DQA500	V4 - 34	DW796BI	V6 - 4	FOU1009.30	V4 - 41	G35KIT08	V4 - 4	GIUNTOA08	V5 - 35
DQA55	V4 - 35	DW796GR	V6 - 4	FOU1011.30	V3 - 12	G35510DMP	V4 - 2	GIUNTOA10	V5 - 35
DQA65	V4 - 35	DW796MA	V6 - 4	FOU1013.30	V3 - 5	G35510STP	V4 - 2	GIUNTOT06	V5 - 34
DQA75	V4 - 35	DW796NE	V6 - 4	FPT01	V3 - 74	G35520DMP	V4 - 3	GIUNTOT08	V5 - 34
DQA83	V4 - 35	DW796TM	V6 - 4	FPT03	V3 - 74	G35520STP	V4 - 3	GIUNTOT10	V5 - 34
DQA85	V4 - 35	DW799TR	V6 - 4	FPT07	V3 - 75	G35530DMP	V4 - 3	GIUNTOX06	V5 - 34
DQA86	V4 - 36	DW817BI	V6 - 4	FPT09	V3 - 75	G35530STP	V4 - 3	GIUNTOX08	V5 - 34
DQA8670	V4 - 36	DW881NE	V6 - 4	FPT11	V3 - 75	G35540DMP	V4 - 3	GIUNTOX10	V5 - 34
DQA87	V4 - 36	DW881TR	V6 - 4	FPT21	V3 - 75	G35540STP	V4 - 3	GK200	V3 - 58
DQA88	V4 - 36	DW895NE	V2 - 13	FR300R	V3 - 67	G35U10DMP	V4 - 2	GK800	V3 - 59
DQA89	V4 - 36	DWCLETC	V6 - 5	FX10.100	V6 - 2	G35U10STP	V4 - 2	GL10	V3 - 59
DQA90	V4 - 36	DWGUNSKE	V6 - 5	FX10.1000	V6 - 2	G35U20DMP	V4 - 2	GL200P	V3 - 58
DQA93	V4 - 36	DWGUNSTE	V6 - 5	FX10.250	V6 - 2	G35U20STP	V4 - 2	GL200S	V3 - 58
DQA99	V4 - 36	DWHTKBI	V6 - 5	FX1000	V4 - 83	G35U30DMP	V4 - 2	GL200SU	V3 - 58
DQAP.100	V4 - 62	DWPRCTR	V6 - 5	FX2000	V6 - 3	G35U30STP	V4 - 2	GL25	V3 - 59
DQC35	V4 - 30	DWPRPTR	V6 - 5	FX621.100	V6 - 2	G35U40DMP	V4 - 2	GL7100	V3 - 59
DQC37	V4 - 30	DWSIL	V6 - 5	FX621.1000	V6 - 2	G35U40STP	V4 - 2	GL7200	V3 - 59
DQC38	V4 - 30	ELEK100	V3 - 48	FX621.250	V6 - 2	G50KIT01	V4 - 9	GL7300	V3 - 59
DQC39	V4 - 30	ELEK218	V3 - 48	FX627.100	V6 - 2	G50KIT02	V4 - 9	GL7311	V3 - 62
DQC395	V4 - 30	ELEK290	V3 - 48	FX627.1000	V6 - 2	G50KIT03	V4 - 9	GL7433	V3 - 59
DQC51	V4 - 32	ELEK390	V3 - 48	FX627.250	V6 - 2	G50KIT04	V4 - 9	GL7439	V3 - 59
DQC53	V4 - 32	ELEK436	V3 - 48	FX629.100	V6 - 2	G50KIT05	V4 - 9	GL800	V3 - 58
DQC55	V4 - 32	ELEKTRA100	V3 - 48	FX629.1000	V6 - 2	G50S10	V4 - 9	GL8815	V3 - 59
DQC575	V4 - 32	ELEKTRA218	V3 - 48	FX629.250	V6 - 2	G50S20	V4 - 9	GL8819	V3 - 59
DQC58	V4 - 32	ELEKTRA290	V3 - 48	FX630.100	V6 - 2	G50U10	V4 - 8	GL8823	V3 - 59
DQC59	V4 - 32	ELEKTRA390	V3 - 48	FX630.1000	V6 - 2	G50U20	V4 - 8	GL8824	V3 - 59
DQC61	V4 - 32	ELEKTRA436	V3 - 48	FX630.250	V6 - 2	G50U30	V4 - 8	GLM20002MUR	V3 - 31
DQC63	V3 - 61	EVOBOR304	V1 - 20	FX635.100	V6 - 2	G50U40	V4 - 8	GLM20002SOF	V3 - 31
DQC65	V3 - 61	EVOBOR304DIST	V1 - 20	FX635.1000	V6 - 2	G933000	V5 - 6	GLM20002VET	V3 - 31
DQM09	V4 - 33	EVOBOR316	V1 - 20	FX635.250	V6 - 2	G953000	V5 - 6	GLM20003MUR	V3 - 31
DQM11	V4 - 34	EVOBOR316DIST	V1 - 20	FX973.100	V6 - 2	GAMB127	V5 - 21	GLM20003SOF	V3 - 31
DQM41	V4 - 33	EVODR304	V1 - 20	FX973.1000	V6 - 2	GAMB130	V5 - 21	GLM20003VET	V3 - 31
DQM43	V4 - 33	EVODR304DIST	V1 - 20	FX973.250	V6 - 2	GAMB60A	V5 - 21	GLM20004MUR	V3 - 31
DQM45	V4 - 33	EVODR316	V1 - 20	FX973GEL.30	V6 - 2	GAMB60B	V5 - 21	GLM20004SOF	V3 - 31
DQM47	V4 - 33	EVODR316DIST	V1 - 20	FXADGH	V6 - 2	GAN001	V4 - 88	GLM20004VET	V3 - 31
DQM49	V4 - 33	EVODRG	V1 - 20	FXATT	V6 - 2	GAN002	V4 - 88	GLM2106	V3 - 32
DQM50	V4 - 33	EVOFIX304	V1 - 20	FXBC01	V6 - 3	GAN003	V4 - 88	GLM2500	V3 - 31
DQM52	V4 - 33	EVOFIX316	V1 - 20	FXBC03	V6 - 3	GARDAML	V3 - 59	GLM2550	V3 - 31
DQM57	V4 - 33	FA100	V3 - 68	FXBC05	V6 - 3	GARDATD	V3 - 59	GLM3000	V3 - 33
DQMATIQUE3	V3 - 66	FA180	V3 - 68	FXBC50	V6 - 3	GB01.30	V3 - 7	GLM30002MUR	V3 - 33
DQMATIQUE44	V3 - 66	FA50	V3 - 68	FXGAB02	V5 - 16	GC-CAV100	V2 - 12	GLM30002VET	V3 - 33
DQMATIQUE480	V3 - 66	FA580	V3 - 68	FXGAB03	V5 - 16	GC-CAV15KIT2	V2 - 12	GLM30003MUR	V3 - 33
DQMATIQUE66	V3 - 66	FA7035	V5 - 31	FXGAB04	V5 - 16	GC-CAV15KIT3	V2 - 12	GLM30003VET	V3 - 33
DQMATIQUE680	V3 - 66	FC16061	V6 - 15	FXGAB05	V5 - 17	GC-CAV300	V2 - 12	GLM30004MUR	V3 - 33
DQMP2	V4 - 36	FC28061	V6 - 15	FXGAB06	V5 - 17	GC-CAV30KIT2	V2 - 12	GLM30004VET	V3 - 33
DQMP4	V4 - 37	FC300M61	V6 - 15	FXGAB07	V5 - 15	GC-CAV30KIT3	V2 - 12	GLM3020	V3 - 36
DQMP6	V4 - 37	FC300R61	V6 - 15	FXGAB08	V5 - 15	GC-GZT130	V2 - 13	GLM3023	V3 - 34
DQMP7	V4 - 37	FC8061	V6 - 15	FXGAB09	V5 - 17	GCL15	V2 - 11	GLM3050	V3 - 33
DQMP8	V4 - 37	FC8061B	V6 - 15	FXGAB10	V3 - 85	GCL19	V2 - 11	GLM32002PAR	V3 - 34
DQMP9	V4 - 37	FCAT10050	V6 - 15	FXGAB11	V5 - 20	GCL21	V2 - 11	GLM32002PLA	V3 - 35
DQP2525	V3 - 89	FCAT15061	V6 - 15	FXGAB12	V5 - 20	GCL23	V2 - 11	GLM32002VET	V3 - 34
DQP365	V4 - 38	FGLASST	V6 - 21	FXGAB13	V5 - 20	GC-PERN120	V2 - 12	GLM32003PAR	V3 - 34
DQP375	V4 - 38	FH300C	V3 - 67	FXGAB14	V5 - 15	GC-PERN270	V2 - 13	GLM32003PLA	V3 - 35
DQP385	V4 - 37	FIXBORK1	V1 - 23	FXGEL01	V6 - 2	GC-PEROUT162	V2 - 12	GLM32003VET	V3 - 34

ANALYTICAL INDEX

Art.	Page	Art.	Page	Art.	Page	Art.	Page	Art.	Page
GLM32004PAR	V3 - 34	GLMTND30	V3 - 33	GM46	V4 - 86	GM900815	V4 - 7	GT16	V5 - 44
GLM32004PLA	V3 - 35	GLMTND40	V3 - 33	GM4625	V4 - 86	GM921007	V4 - 13	GT17	V5 - 44
GLM32004VET	V3 - 35	GM01	V4 - 83	GM4630	V4 - 86	GM921015	V4 - 13	GT18	V5 - 44
GLM33M5	V3 - 32	GM012200	V4 - 83	GM4810	V4 - 86	GMPINZ	V4 - 86	GT185	V5 - 44
GLM33VT	V3 - 32	GM013000	V4 - 83	GM4822	V4 - 86	GMPINZ02	V4 - 86	GT19	V5 - 44
GLM6500	V3 - 38	GM014	V4 - 18	GM4825	V4 - 86	GMVHB1	V4 - 82	GT195	V5 - 44
GLM6550	V3 - 38	GM01410	V4 - 12	GM4830	V4 - 86	GMVHB13000	V4 - 82	GT20	V5 - 44
GLM7000	V3 - 35	GM0141022	V4 - 12	GM50	V4 - 86	GMVHB13000NR	V4 - 82	GT21	V5 - 44
GLM8300A	V3 - 32	GM0141025	V4 - 12	GM5030	V4 - 86	GMVHB1NR	V4 - 82	GT215	V5 - 44
GLM8500	V3 - 37	GM01422	V4 - 18	GM50522	V4 - 82	GMVHB2	V4 - 83	GT216	V5 - 44
GLMAN	V3 - 35	GM01422NR	V4 - 18	GM50525	V4 - 82	GMVHB2NR	V4 - 83	GT217	V5 - 44
GLMATM	V3 - 37	GM01425	V4 - 18	GM512DX25	V4 - 82	GMVHB3	V4 - 83	GT22	V5 - 44
GLMAT5	V3 - 37	GM01425NR	V4 - 19	GM5125X25	V4 - 82	GMVHB33000	V4 - 83	GT23	V5 - 44
GLMATV	V3 - 37	GM0143000	V4 - 19	GM5210	V4 - 86	GMVHB33000NR	V4 - 83	GT231	V5 - 44
GLMBDLN15	V3 - 33	GM0143000NR	V4 - 19	GM5222	V4 - 86	GMVHB3NR	V4 - 83	GT235	V5 - 44
GLMBLC01	V3 - 32	GM02	V4 - 42	GM5225	V4 - 86	GMVHB4	V4 - 82	GT24	V5 - 44
GLMBLCDX	V3 - 32	GM0210	V4 - 42	GM5230	V4 - 86	GMVHB43000	V4 - 82	GTUP2	V1 - 29
GLMBLCSX	V3 - 32	GM022500	V4 - 42	GM5422	V4 - 42	GMVHB43000NR	V4 - 82	GTUP2G	V1 - 29
GLMBRM	V3 - 33	GM022500NR	V4 - 42	GM5430	V4 - 42	GMVHB4NR	V4 - 82	GTUP2N	V1 - 29
GLMBRV	V3 - 34	GM02NR	V4 - 42	GM56010	V4 - 82	GNW20	V3 - 40	GTUP3	V1 - 29
GLMBST	V3 - 37	GM04	V4 - 42	GM56020	V4 - 82	GNW3500	V3 - 40	GTUP3G	V1 - 29
GLMBST200	V3 - 37	GM0422	V4 - 42	GM56025	V4 - 82	GNW35002	V3 - 39	GTUP3N	V1 - 29
GLMBST300	V3 - 37	GM0425	V4 - 42	GM5610	V4 - 18	GNW35003	V3 - 39	GTUP4	V1 - 29
GLMBST400	V3 - 37	GM0430	V4 - 42	GM5620	V4 - 18	GNW35004	V3 - 40	GTUP4G	V1 - 29
GLMCAV2	V3 - 31	GM05	V4 - 6	GM5625	V4 - 18	GNW3550	V3 - 40	GTUP4N	V1 - 29
GLMCAV3	V3 - 31	GM0522	V4 - 6	GM5630	V4 - 18	GOC001	V6 - 18	GTUP5	V1 - 29
GLMCAV4	V3 - 31	GM052500	V4 - 6	GM57022	V4 - 82	GOC002	V6 - 18	GTUP5G	V1 - 29
GLMDCCFORO	V4 - 20	GM0530	V4 - 6	GM57025	V4 - 82	GOC003	V6 - 18	GTUP5N	V1 - 29
GLMDSTP	V3 - 34	GM06	V4 - 11	GM58	V4 - 41	GOC003S5	V6 - 18	GTUP6	V1 - 29
GLMDSTV	V3 - 34	GM0622	V4 - 11	GM5830	V4 - 41	GOC004	V6 - 18	GTUP6G	V1 - 29
GLMFERM	V3 - 37	GM0622NR	V4 - 11	GM58NR	V4 - 41	GOC005	V6 - 18	GTUP6N	V1 - 29
GLMFLAT028DX	V4 - 14	GM0625	V4 - 11	GM6010	V4 - 42	GOC006	V6 - 18	GUA2243-L	V6 - 17
GLMFLAT028SX	V4 - 14	GM0625NR	V4 - 11	GM6020	V4 - 42	GOC007	V6 - 18	GUA2243-M	V6 - 17
GLMFLAT030	V4 - 14	GM063000	V4 - 11	GM6025	V4 - 42	GOC008	V6 - 18	GUA2243-XL	V6 - 17
GLMFLAT032DX	V4 - 14	GM063000NR	V4 - 11	GM6030	V4 - 42	GOC009	V4 - 7	GUA4543-L	V6 - 17
GLMFLAT032SX	V4 - 14	GM0722	V4 - 84	GM62	V4 - 41	GOC010	V6 - 18	GUA4543-M	V6 - 17
GLMFLAT034	V4 - 14	GM0725	V4 - 84	GM6225	V4 - 41	GOC011	V6 - 18	GUA4543-XL	V6 - 17
GLMFLAT036	V4 - 15	GM073000	V4 - 84	GM6230	V4 - 41	GOC012	V6 - 18	GUR001	V6 - 19
GLMFLAT038	V4 - 14	GM11DX	V4 - 6	GM6230DX	V4 - 6	GOCCHIA08	V4 - 13	GUR002	V6 - 19
GLMFLAT040DX	V4 - 14	GM11DX2500	V4 - 6	GM6230SX	V4 - 6	GP77	V3 - 7	GZ-TS071924	V3 - 64
GLMFLAT040SX	V4 - 14	GM11SX	V4 - 6	GM62DX	V4 - 6	GREMMOLL002	V6 - 17	GZ-TS3000V	V3 - 64
GLMFLAT042	V4 - 14	GM11SX2500	V4 - 6	GM62SX	V4 - 6	GREMPELL001	V6 - 17	GZ-TS500NV110	V3 - 64
GLMFLATMUR	V4 - 15	GM12DX20	V4 - 41	GM65002MUR	V3 - 38	GS01100	V3 - 75	GZ-TS500NV90	V3 - 64
GLMFLATVET	V4 - 15	GM12DX22	V4 - 41	GM65002VET	V3 - 38	GS01875	V3 - 75	GZ-TS550NV	V3 - 64
GLMFORO	V3 - 33	GM12DX25	V4 - 41	GM65003MUR	V3 - 38	GSB12	V3 - 30	HAND-TSADT	V3 - 64
GLMFT1000	V4 - 15	GM12SX20	V4 - 41	GM65003VET	V3 - 38	GSB831	V3 - 30	GZ-TSADT	V3 - 64
GLMFT12	V4 - 15	GM12SX22	V4 - 41	GM65004MUR	V3 - 38	GSL3000	V3 - 75	HAND10052	V3 - 87
GLMFT14	V4 - 15	GM12SX25	V4 - 41	GM65004VET	V3 - 38	GSL812	V3 - 75	HAND10052VHB	V3 - 85
GLMFT16	V4 - 15	GM13DX2200	V4 - 84	GM6630DX	V4 - 84	GSL5217	V3 - 30	HAND10057	V3 - 87
GLMFT18	V4 - 15	GM13DX3000	V4 - 84	GM6630SX	V4 - 84	GSLSVL	V3 - 30	HAND10057VHB	V3 - 85
GLMFT2000	V4 - 15	GM135X2200	V4 - 84	GM66DX	V4 - 84	GSP03100	V3 - 75	HAND12062	V3 - 87
GLMFT30	V4 - 16	GM135X3000	V4 - 84	GM66SX	V4 - 84	GT01	V5 - 43	HAND12062VHB	V3 - 85
GLMFT3000	V4 - 15	GM1520DX	V4 - 11	GM702020	V4 - 6	GT02	V5 - 43	HAND13040	V3 - 87
GLMFT37	V4 - 16	GM1520DXNR	V4 - 11	GM702022	V4 - 6	GT03	V5 - 43	HAND13040VHB	V2 - 16
GLMFT40	V4 - 16	GM1520SX	V4 - 11	GM702030	V4 - 6	GT035	V5 - 43	HAND32140VHB	V3 - 8
GLMFT50	V4 - 16	GM1520SXNR	V4 - 11	GM7022	V4 - 84	GT04	V5 - 43	HAND6640	V3 - 87
GLMFT90	V4 - 16	GM1530DX	V4 - 11	GM7025	V4 - 84	GT041	V5 - 43	HAND6640VHB	V3 - 85
GLMGREG	V3 - 38	GM1530SX	V4 - 11	GM7030	V4 - 84	GT042	V5 - 43	HD3301	V3 - 61
GLMKIT301	V4 - 23	GM15DX	V4 - 11	GM7222	V4 - 84	GT043	V5 - 43	HD3302D	V3 - 61
GLMKIT303	V4 - 23	GM155X	V4 - 11	GM7225	V4 - 84	GT05	V5 - 43	HD3302F	V3 - 61
GLMKIT305	V4 - 23	GM1720DX	V4 - 85	GM7230	V4 - 84	GT06	V5 - 43	HD3303	V3 - 57
GLMKIT701	V4 - 23	GM1720SX	V4 - 12	GM8020	V4 - 84	GT061	V5 - 43	HD3304	V3 - 62
GLMKIT703	V4 - 23	GM1730DX	V4 - 85	GM8025	V4 - 84	GT07	V5 - 43	HD3305D	V3 - 61
GLMMOLL	V3 - 32	GM1730SX	V4 - 12	GM85002MUR	V3 - 36	GT07	V5 - 43	HD3305P	V3 - 61
GLMRC	V3 - 37	GM17DX	V4 - 85	GM85002PLA	V3 - 37	GT08	V5 - 43	HD3305U	V3 - 61
GLMRCT	V3 - 35	GM175X	V4 - 12	GM85002VET	V3 - 36	GT09	V5 - 43	HD3306	V3 - 62
GLMRL	V3 - 37	GM40	V4 - 86	GM85003MUR	V3 - 36	GT091	V5 - 43	HD3307DX	V3 - 61
GLMSFORO	V4 - 15	GM4025	V4 - 86	GM85003PLA	V3 - 37	GT10	V5 - 43	HD33075X	V3 - 61
GLMSPA08	V4 - 16	GM4030	V4 - 86	GM85003VET	V3 - 36	GT105	V5 - 43	HD3308DX	V3 - 61
GLMSPA10	V4 - 16	GM42	V4 - 86	GM85004MUR	V3 - 36	GT11	V5 - 43	HD3308-SLIDER	V3 - 62
GLMSST	V3 - 35	GM4225	V4 - 86	GM85004PLA	V3 - 37	GT12	V5 - 44	HD33085X	V3 - 61
GLMSTOPDX	V3 - 38	GM4230	V4 - 86	GM85004VET	V3 - 36	GT13	V5 - 44	HD3309	V3 - 62
GLMSTOP5X	V3 - 37	GM44	V4 - 86	GM880607	V4 - 7	GT14	V5 - 44	HD3310	V3 - 62
GLMTND10	V4 - 23	GM4425	V4 - 86	GM880615	V4 - 7	GT145	V5 - 44	HS1010PB	V3 - 60
GLMTND20	V3 - 33	GM4430	V4 - 86	GM900807	V4 - 7	GT146	V5 - 44	HS1010PS	V3 - 60
						GT15	V5 - 44	HS1010SB	V3 - 60

Art.	Page	Art.	Page	Art.	Page	Art.	Page	Art.	Page
HS1010SPL	V3 - 61	LM0055C.600	V3 - 6	LM36040.100	V3 - 4	LMC13.150	V3 - 10	LMP6521CP.400	V3 - 9
HS1010SS	V3 - 60	LM0064CP.200	V3 - 10	LM36040.150	V3 - 4	LMC13.200	V3 - 10	LMP6521FP.200	V3 - 9
HS1010SSB	V3 - 60	LM0064CP.300	V3 - 10	LM36040.300	V3 - 4	LMC13.300	V3 - 10	LMP6521FP.300	V3 - 9
HS1010SSS	V3 - 60	LM0064CP.400	V3 - 10	LM38045.100	V3 - 4	LMC36GPK12.200	V3 - 25	LMP6521P.200	V3 - 9
HS66100	V3 - 57	LM0064CP.600	V3 - 10	LM38045.150	V3 - 4	LMC36GPK21.200	V3 - 25	LMP6521P.300	V3 - 9
HS66200	V3 - 57	LM0075C.200	V3 - 16	LM38045.300	V3 - 4	LMC36GPK21C.400	V3 - 25	LMPERNOD	V3 - 63
HS66INF	V3 - 57	LM0075C.300	V3 - 16	LM38065.100	V3 - 4	LMC36GPPK11CF.400	V3 - 25	LMPERNOF	V3 - 63
HS66POZ	V3 - 57	LM0075C.400	V3 - 16	LM38065.150	V3 - 4	LMC36GPPK11F.200	V3 - 25	LMPERNOI	V3 - 63
HS66POZSL	V3 - 57	LM0075C.600	V3 - 16	LM38065.300	V3 - 4	LMC36GPPK12.200	V3 - 25	LMPIA01	V3 - 63
HS66SAFE	V3 - 57	LM0100C.200	V3 - 16	LM3V112.200	V3 - 15	LMC36GPPK21.200	V3 - 25	LMPIA02	V3 - 63
HS66SUP	V3 - 57	LM0100C.300	V3 - 16	LM3V112.300	V3 - 15	LMC36GPPK21C.400	V3 - 25	LMP5-PSD62	V3 - 11
IBT100	V3 - 56	LM0100C.400	V3 - 17	LM3V112.400	V3 - 15	LMC36GPPK21CF.400	V3 - 25	LMP5-STP55	V3 - 11
IBT10015	V3 - 56	LM0100C.600	V3 - 17	LM3V112.600	V3 - 15	LMC36GPPK21F.200	V3 - 25	LMSIN-2AC11	V3 - 8
IBT10030	V3 - 56	LM04855.200	V3 - 3	LM3V129.200	V3 - 4	LMCA065.100	V3 - 6	LMSIN-2AC170	V3 - 19
IBT90145	V3 - 56	LM04855.300	V3 - 3	LM3V129.300	V3 - 4	LMCA065.150	V3 - 6	LMSIN-2AC500	V3 - 19
IBT9014515	V3 - 56	LM04855.400	V3 - 3	LM3V129.400	V3 - 4	LMCA065.200	V3 - 6	LMSIN-2AT21	V3 - 8
IBT9014530	V3 - 56	LM04855.600	V3 - 3	LM3V129.600	V3 - 4	LMCA065.300	V3 - 6	LMSIN-2AT502	V3 - 19
IBTCUT	V3 - 56	LM0859.100	V4 - 10	LM40045.300	V3 - 4	LMCA065.400	V3 - 6	LMSIN-3AT31	V3 - 8
IG500	V5 - 35	LM0859.150	V4 - 10	LM40045.400	V3 - 4	LMCA065.600	V3 - 6	LMSIN-3AT503	V3 - 19
IG500TP	V5 - 35	LM0859.200	V4 - 10	LM48035TP10	V3 - 27	LMCC065.100	V3 - 6	LMSIN-ACS5	V3 - 11
IG650	V5 - 36	LM0859.300	V4 - 10	LM54040TP32	V3 - 6	LMCC065.150	V3 - 6	LMSINCRO	V3 - 23
IG650TP	V5 - 36	LM10022TP33	V3 - 18	LM54049TP32	V3 - 7	LMCC065.200	V3 - 6	LMSIN-GA55	V3 - 11
IG850	V5 - 36	LM10042TP33	V3 - 18	LM5859.100	V4 - 9	LMCC065.300	V3 - 6	LMT6511.200	V3 - 2
IG850TP	V5 - 36	LM10044TP33	V3 - 18	LM5859.150	V4 - 9	LMCC065.400	V3 - 6	LMT6511.300	V3 - 2
IMB1004SKITD	V3 - 55	LM10059TP33	V3 - 18	LM5859.200	V4 - 9	LMCC065.600	V3 - 6	LMT6511C.400	V3 - 2
IMB1004SKITSC	V3 - 55	LM10090TP33	V3 - 18	LM5859.300	V4 - 9	LMDMP070Z	V3 - 11	LMT6511CF.400	V3 - 2
IMB1004SKITU	V3 - 55	LM128	V3 - 82	LM5864P.200	V3 - 10	LMDMP070ZKIT	V3 - 11	LMT6511F.200	V3 - 2
IMB1454SKITD	V3 - 55	LM17019TP10	V3 - 27	LM5864P.300	V3 - 10	LMDMP100Z	V3 - 11	LMT6511F.300	V3 - 2
IMB1454SKITSC	V3 - 55	LM21.200	V3 - 3	LM5864P.400	V3 - 10	LMDMP100ZKIT	V3 - 11	LMT6512.300	V3 - 2
IMB1454SKITU	V3 - 55	LM21.300	V3 - 3	LM5864P.600	V3 - 10	LMGAB01	V5 - 16	LMT6512F.300	V3 - 2
IMB2544	V3 - 54	LM21.400	V3 - 3	LM5864S.200	V3 - 9	LMGF	V3 - 11	LMT6513.400	V3 - 2
IMB254415	V3 - 54	LM21.600	V3 - 3	LM5864S.300	V3 - 9	LMGF13-POM	V3 - 12	LMT6513F.400	V3 - 2
IMB254430	V3 - 54	LM224	V3 - 82	LM5864S.400	V3 - 9	LMGF15	V3 - 27	LMT6521.200	V3 - 2
IMB2550SKITD	V3 - 53	LM25040.300	V3 - 5	LM5864S.600	V3 - 9	LMGW	V3 - 23	LMT6521.300	V3 - 2
IMB2550SKITSC	V3 - 53	LM25040.400	V3 - 5	LM600025DE	V3 - 63	LMGWF200	V3 - 20	LMT6521.400	V3 - 3
IMB2550SKITU	V3 - 53	LM26075.200	V3 - 15	LM600025FR	V3 - 63	LMGWF300	V3 - 20	LMTAS	V3 - 8
IMB25KIT	V3 - 54	LM26075.300	V3 - 15	LM600025IT	V3 - 63	LMGWF400	V3 - 21	LMT CUT	V3 - 8
IMB43148KITD	V3 - 54	LM26075.400	V3 - 16	LM6010525DE	V3 - 62	LMGWI.B200	V3 - 22	LMT CUTDR	V3 - 8
IMB43148KITSC	V3 - 54	LM26075.600	V3 - 16	LM6010525FR	V3 - 63	LMGWI.B300	V3 - 22	LMU11.15	V2 - 9
IMB43148KITU	V3 - 54	LM26100.200	V3 - 16	LM6010525IT	V3 - 62	LMGWI.B400	V3 - 22	LMU11.20	V2 - 9
IMB4344	V3 - 54	LM26100.300	V3 - 16	LM6010533DE	V3 - 63	LMGWI.B600	V3 - 22	LMU11.30	V2 - 9
IMB434415	V3 - 54	LM26100.400	V3 - 16	LM6010533FR	V3 - 63	LMGWI200	V3 - 21	LMU20.100	V3 - 10
IMB434430	V3 - 54	LM26100.600	V3 - 16	LM6010533IT	V3 - 63	LMGWI300	V3 - 21	LMU20.150	V3 - 10
IMB4350KITD	V3 - 53	LM2V080.200	V3 - 15	LM609020DE	V3 - 62	LMGWI400	V3 - 21	LMU20.300	V3 - 10
IMB4350KITSC	V3 - 53	LM2V080.300	V3 - 15	LM609020FR	V3 - 62	LMGW5200	V3 - 20	LMU20B.150	V4 - 38
IMB4350KITU	V3 - 53	LM2V080.400	V3 - 15	LM609020IT	V3 - 62	LMGW5300	V3 - 20	LMU20B.220	V4 - 38
IMB43KIT	V3 - 54	LM2V080.600	V3 - 15	LM609025DE	V3 - 62	LMGW5400	V3 - 20	LMU20B.300	V4 - 38
IMBCUT	V3 - 55	LM2V082.200	V3 - 4	LM609025FR	V3 - 62	LMGW5B200	V3 - 21	LMU20TP	V3 - 11
IMBG	V3 - 54	LM2V082.300	V3 - 4	LM609025IT	V3 - 62	LMGW5B300	V3 - 21	LMU20TPB	V4 - 38
IMBKIT100-8	V3 - 55	LM2V082.400	V3 - 4	LM609033DE	V3 - 63	LMGW5B400	V3 - 21	LMU86B.100	V4 - 38
IMBKIT8	V3 - 55	LM2V082.600	V3 - 4	LM609033FR	V3 - 63	LMGW5B600	V3 - 21	LMU86B.150	V4 - 38
JOFAG	V5 - 36	LM31042TP32	V3 - 18	LM609033IT	V3 - 63	LMGWSI200	V3 - 21	LMU86B.300	V4 - 38
LAME02	V6 - 3	LM31044TP32	V3 - 18	LM63061TP33	V3 - 11	LMGWSI300	V3 - 21	LMV10011.200	V3 - 13
LAME05	V6 - 3	LM3110.200	V3 - 15	LM64051TP33	V3 - 7	LMGWSI400	V3 - 21	LMV10011.300	V3 - 13
LAME07	V6 - 3	LM3110.300	V3 - 15	LM64055TP33	V3 - 7	LMGWSIB200	V3 - 21	LMV10011C.400	V3 - 13
LAMP016	V6 - 3	LM3110.400	V3 - 15	LM64098TP33	V3 - 7	LMGWSIB300	V3 - 21	LMV10011CF.400	V3 - 13
LAVCER	V3 - 53	LM3110.600	V3 - 15	LM64145TP33	V3 - 7	LMGWSIB400	V3 - 21	LMV10011F.200	V3 - 13
LAVPRO2	V3 - 53	LM3120.200	V3 - 16	LM660040DE	V3 - 63	LMGWSIB600	V3 - 21	LMV10011F.300	V3 - 13
LAVPRO3	V3 - 53	LM3120.300	V3 - 16	LM660040FR	V3 - 63	LMGWST01	V3 - 23	LMV10012.300	V3 - 13
LAVSER	V3 - 53	LM3120.400	V3 - 16	LM660040IT	V3 - 63	LMINT-AM11	V3 - 7	LMV10012F.300	V3 - 13
LED24035IP	V1 - 19	LM3120.600	V3 - 16	LM669020DE	V3 - 63	LMINT-AM22	V3 - 5	LMV10013.400	V3 - 13
LED24060IP	V1 - 19	LM320	V3 - 82	LM669020FR	V3 - 63	LMINT-GT915	V3 - 8	LMV10013F.400	V3 - 14
LED24100IP	V1 - 19	LM32040.100	V3 - 5	LM669020IT	V3 - 63	LMINT-PCOV30.100	V3 - 3	LMV10021F.200	V3 - 14
LED24150IP	V1 - 19	LM32040.150	V3 - 5	LM669030DE	V3 - 63	LMINT-PCOV30.150	V3 - 3	LMV10021.300	V3 - 14
LEDST001	V1 - 19	LM32040.300	V3 - 5	LM669030FR	V3 - 63	LMINT-PGUA30.100	V3 - 3	LMV10021C.400	V3 - 14
LEDST002	V2 - 10	LM3515.075	V4 - 4	LM669030IT	V3 - 63	LMINT-PGUA30.150	V3 - 3	LMV10021CF.400	V3 - 15
LEDST008	V5 - 24	LM3515.10045	V4 - 4	LM669040DE	V3 - 63	LMINT-VFIX30.100	V3 - 3	LMV10021F.200	V3 - 14
LM0023C.300	V3 - 5	LM3515.150	V4 - 4	LM669040FR	V3 - 63	LMINT-VFIX30.150	V3 - 3	LMV10021F.300	V3 - 14
LM0023C.400	V3 - 5	LM3515.15045	V4 - 4	LM669040IT	V3 - 63	LMP6511CFP.400	V3 - 9	LMV3111.200	V3 - 12
LM0040C.100	V3 - 4	LM3515.200	V4 - 4	LM75042TP33	V3 - 18	LMP6511CP.400	V3 - 9	LMV3111.300	V3 - 12
LM0040C.150	V3 - 4	LM3515.300	V4 - 4	LM75044TP33	V3 - 18	LMP6511FP.200	V3 - 9	LMV3111C.400	V3 - 13
LM0040C.300	V3 - 5	LM3538.100	V4 - 4	LM75059TP33	V3 - 18	LMP6511FP.300	V3 - 9	LMV3121.200	V3 - 14
LM0055C.200	V3 - 5	LM3538.150	V4 - 4	LMC0038.300	V3 - 5	LMP6511P.200	V3 - 8	LMV3121.300	V3 - 14
LM0055C.300	V3 - 5	LM3538.200	V4 - 4	LMC0038.400	V3 - 5	LMP6511P.300	V3 - 8	LMV3121C.400	V3 - 14
LM0055C.400	V3 - 5	LM3538.300	V4 - 4	LMC13.100	V3 - 10	LMP6521CFP.400	V3 - 9	LMV7511.200	V3 - 12

ANALYTICAL INDEX

Art.	Page	Art.	Page	Art.	Page	Art.	Page	Art.	Page
LMV7511.300	V3 - 12	MAP101	V3 - 78	MBOR004	V5 - 45	MGSR13	V1 - 25	MRET002	V5 - 28
LMV7511C.400	V3 - 13	MAP101-BOLT	V3 - 78	MD192	V5 - 39	MGSR31	V1 - 25	MRET0023	V5 - 28
LMV7511CF.400	V3 - 13	MAP103	V3 - 78	MD193	V5 - 39	MGSR31255	V1 - 25	MRET0027	V5 - 29
LMV7511F.200	V3 - 13	MAP105	V3 - 78	MD2025	V5 - 39	MHASO1	V4 - 88	MRET003	V5 - 29
LMV7511F.300	V3 - 13	MAP107	V3 - 78	MD230	V5 - 39	MINIHINGE10	V5 - 9	MRET004	V5 - 29
LMV7521.200	V3 - 14	MAP109	V3 - 78	MD3030	V5 - 39	MINIHINGE100	V5 - 9	MRET005	V5 - 30
LMV7521.300	V3 - 14	MAP111	V3 - 78	MD3540A	V5 - 38	MINIHINGE20	V5 - 9	MRET006	V5 - 30
LMV7521C.400	V3 - 14	MAP113	V3 - 78	MD4035	V5 - 39	MINIHINGE90	V5 - 9	MRET007	V5 - 30
LMV7521CF.400	V3 - 15	MAP114	V3 - 78	MDMAC52	V5 - 38	MIR20	V4 - 88	MRET009DX	V5 - 30
LMV7521F.200	V3 - 14	MAP115	V3 - 78	MDSCA38	V5 - 37	MIR25	V4 - 88	MRET009SX	V5 - 30
LMV7521F.300	V3 - 14	MAP116	V3 - 78	METAP250	V2 - 9	MIR30	V4 - 88	MRET010DX	V5 - 29
LOGS10D	V3 - 62	MAP117	V3 - 78	MF007100	V4 - 70	MITSUBOR-38	V6 - 6	MRET010SX	V5 - 29
LOGS10U	V3 - 62	MAP119	V3 - 78	MF008670	V4 - 70	MN1620	V3 - 81	MRET011DX	V5 - 29
LR300	V4 - 87	MAP121	V3 - 78	MF02	V4 - 70	MN2020	V3 - 81	MRET011SX	V5 - 29
LR320	V4 - 87	MAP123	V3 - 78	MF04	V4 - 71	MN2030	V3 - 88	MRV16	V5 - 14
LR400	V4 - 87	MAP125	V3 - 78	MF05	V4 - 71	MN251200	V3 - 82	MRV25E	V5 - 14
LR500	V4 - 87	MAP127	V3 - 78	MF06	V4 - 71	MN25300	V3 - 81	MS1207.006	V1 - 25
M107	V3 - 70	MAP-A220	V3 - 76	MF06100	V4 - 69	MN25400	V3 - 81	MS1207.008	V1 - 25
M135	V3 - 70	MAP-A220MDX	V3 - 76	MF06130	V4 - 69	MN25500	V3 - 81	MS1207.010	V1 - 25
M4335Z	V5 - 33	MAP-A220MSX	V3 - 76	MF06160	V4 - 70	MN25800	V3 - 81	MS1207.012	V1 - 25
M4345Z	V5 - 33	MAP-A320	V3 - 76	MF09410	V4 - 70	MN25850	V3 - 82	MS1207.087	V1 - 25
M4353Z	V5 - 33	MAP-A320MDX	V3 - 76	MF09410C20	V4 - 70	MNQ2470	V3 - 88	MS1207.107	V1 - 25
MA08110	V5 - 32	MAP-A320MSX	V3 - 76	MF09413	V4 - 70	MNQL25300	V3 - 83	MS1207.127	V1 - 25
MA08210	V5 - 32	MAP-B220	V3 - 76	MF09430	V4 - 70	MNQL25400	V3 - 83	MS1250	V1 - 25
MA084	V5 - 32	MAP-B220MDX	V3 - 76	MF10	V4 - 70	MNQLAC25300	V3 - 83	MSC5	V3 - 88
MA089	V5 - 32	MAP-B220MSX	V3 - 76	MF1000	V4 - 70	MNQLAC25400	V3 - 83	MSC6	V3 - 88
MA091	V5 - 31	MAP-B320	V3 - 76	MF12	V4 - 70	MNTL25300	V3 - 83	MSC7	V3 - 88
MA092	V5 - 31	MAP-B320MDX	V3 - 76	MF127	V4 - 58	MNTL25400	V3 - 83	MSC8	V3 - 88
MA101	V5 - 31	MAP-B320MSX	V3 - 76	MF129	V4 - 58	MNTLAC25300	V3 - 83	MSC9	V3 - 87
MA102	V5 - 31	MAP-BASE	V3 - 76	MF1300	V4 - 70	MNTLAC25400	V3 - 83	MT001	V5 - 32
MA12	V5 - 28	MAP-BASEMDX	V3 - 76	MF1515	V4 - 58	MNUV10057	V5 - 18	MT016	V5 - 32
MA14	V5 - 28	MAP-BASEMSX	V3 - 76	MF1600	V4 - 70	MNUV12062	V5 - 18	MT021	V5 - 32
MA1540	V5 - 28	MAP-C220	V3 - 76	MF2890	V4 - 71	MONACC	V1 - 26	MT031	V5 - 32
MA1555	V5 - 28	MAP-C220MDX	V3 - 77	MF300A	V4 - 71	MONCH16	V1 - 26	MT041	V5 - 32
MA17	V5 - 28	MAP-C220MSX	V3 - 76	MF300B	V4 - 71	MORS001	V4 - 57	MT04122	V5 - 33
MA1945	V5 - 28	MAP-C320	V3 - 76	MF300V	V4 - 71	MORS002	V4 - 57	MT050	V5 - 33
MA1960	V5 - 28	MAP-C320MDX	V3 - 77	MF350	V4 - 64	MORS0023	V4 - 57	MT051	V5 - 33
MA21	V5 - 28	MAP-C320MSX	V3 - 76	MF600A	V4 - 71	MORS003	V4 - 57	MT061	V5 - 33
MA401	V5 - 28	MAP-E220	V3 - 77	MF600B	V4 - 71	MORS004	V4 - 58	MT071	V5 - 33
MA402	V1 - 25	MAP-E220MDX	V3 - 77	MF9812	V4 - 70	MORS005	V4 - 58	MT2050	V5 - 33
MABDQ40	V3 - 85	MAP-E220MSX	V3 - 77	MFAC1000	V4 - 69	MORS033	V4 - 57	MTET216	V5 - 13
MABDT40	V3 - 85	MAP-E320	V3 - 77	MFB0C	V4 - 71	MORSZ001	V4 - 81	MTET21615	V5 - 13
MAK10	V6 - 9	MAP-E320MDX	V3 - 77	MFCC11	V4 - 69	MORSZ002	V4 - 81	MTET316	V5 - 13
MAK300	V6 - 9	MAP-E320MSX	V3 - 77	MFCC13	V4 - 69	MPB110	V5 - 45	MTET31615	V5 - 13
MAK300BAT4	V6 - 9	MAP-F220	V3 - 77	MFCC15	V4 - 69	MPB111	V5 - 45	MTS10	V4 - 87
MAK300CAR	V6 - 9	MAP-F220MDX	V3 - 77	MFCC17	V4 - 69	MPB121	V5 - 45	MTS3000	V4 - 87
MAK80	V6 - 9	MAP-F220MSX	V3 - 77	MFCC20	V4 - 69	MPB1930	V5 - 44	MTS3000KR	V4 - 87
MAK9031	V6 - 12	MAP-F320	V3 - 77	MFCC28	V4 - 69	MQ404-AISI316	V1 - 23	MTS90	V4 - 87
MAK9032	V6 - 12	MAP-F320MDX	V3 - 77	MFM14025	V3 - 8	MQ408-AISI316	V1 - 23	MU30095	V4 - 71
MAL6036	V3 - 86	MAP-F320MSX	V3 - 77	MFV1012	V5 - 30	MQ504-AISI316	V1 - 23	MU30095N	V4 - 71
MAL6050	V3 - 86	MAP-G220	V3 - 77	MFV68	V5 - 30	MQ508-AISI316	V1 - 23	MU301012	V5 - 32
MAN30A	V3 - 86	MAP-G220MDX	V3 - 77	MFV810	V5 - 30	MQ602-AISI316	V1 - 24	MU30135	V4 - 71
MAN30C	V3 - 86	MAP-G220MSX	V3 - 77	MGRAN1	V5 - 20	MQ60490-316	V1 - 24	MU30135N	V4 - 71
MAN400V160	V3 - 84	MAP-G320	V3 - 77	MGRAN11	V5 - 20	MQ606LIN-316	V1 - 24	MU3068	V5 - 32
MAN400V320	V3 - 84	MAP-G320MDX	V3 - 77	MGRAN12	V5 - 20	MQ702-AISI316	V1 - 24	MU30810	V5 - 32
MAN400V448	V3 - 84	MAP-G320MSX	V3 - 77	MGRAN15	V5 - 20	MQ70490-316	V1 - 24	MU451012	V5 - 32
MAN401V160	V3 - 84	MAQ40	V3 - 86	MGRAN2	V5 - 20	MQ706LIN-316	V1 - 24	MU4568	V5 - 32
MAN401V320	V3 - 84	MAQ60	V3 - 86	MGRAN22	V5 - 20	MQC54-AISI316	V1 - 23	MU45810	V5 - 32
MAN401V448	V3 - 84	MAT40	V3 - 86	MGRAN3	V5 - 20	MQC58-AISI316	V1 - 23	MU5030	V5 - 34
MAN404V160	V3 - 84	MAT4314	V3 - 86	MGRAN4	V5 - 20	MQC72-AISI316	V1 - 24	MVAC3041	V5 - 40
MAN404V320	V3 - 84	MAT4320	V3 - 86	MGRAN41	V5 - 20	MQC7490-316	V1 - 24	MVAC3044	V5 - 40
MAN404V448	V3 - 84	MAT60	V3 - 86	MGRAN42	V5 - 20	MQC76LIN-316	V1 - 24	MVAC3048	V5 - 40
MAN408V160	V3 - 84	MAT6314	V3 - 86	MGRAN43	V5 - 20	MR181	V5 - 14	MVIT0110	V5 - 43
MAN408V320	V3 - 84	MAT6320	V3 - 86	MGRAN44	V5 - 20	MR185	V5 - 14	MVIT013	V5 - 43
MAN408V448	V3 - 84	MAT8314	V3 - 86	MGRAN45	V5 - 20	MR186	V5 - 14	MVIT014	V5 - 43
MAN40A	V3 - 87	MAT8320	V3 - 86	MGRAN451	V5 - 20	MR188	V5 - 14	MVIT015	V5 - 43
MAN40C	V3 - 87	MAUVQ40	V5 - 18	MGRAN46	V5 - 20	MREC003DX	V5 - 29	MVIT016	V5 - 43
MAN412V250	V3 - 84	MAUVT40	V5 - 18	MGRAN47	V5 - 20	MREC003SX	V5 - 29	MVIT022	V5 - 43
MAN412V350	V3 - 84	MBLK180	V1 - 25	MGRAN5	V5 - 20	MREC004DX	V5 - 29	MVIT023	V5 - 43
MAN414V250	V3 - 84	MBLK90	V1 - 25	MGRAN55	V5 - 20	MREC004SX	V5 - 29	MVIT026	V5 - 43
MAN414V350	V3 - 84	MBLOK180L	V5 - 28	MGRAN7	V5 - 20	MREC005DX	V5 - 30	MVIT0511	V5 - 43
MAN500V150	V3 - 85	MBLOK90L	V5 - 28	MG521	V1 - 25	MREC005SX	V5 - 30	MVIT0512	V5 - 43
MAN60A	V3 - 87	MBOR001	V5 - 45	MG521255	V1 - 25	MREC006DX	V5 - 30	MVIT052	V5 - 43
MAN60C	V3 - 87	MBOR002	V5 - 45	MGSR11	V1 - 25	MREC006SX	V5 - 30	MVIT053	V5 - 43
MAN501	V5 - 10	MBOR003	V5 - 45			MRET001	V5 - 28	MVIT055	V5 - 43

Art.	Page	Art.	Page	Art.	Page	Art.	Page	Art.	Page
MVIT057	V5 - 43	NCH25	V6 - 13	NMS50	V5 - 22	NSU004	V6 - 13	PD003	V3 - 56
MVIT061	V5 - 42	NCSG01	V6 - 13	NMS75	V5 - 22	NSU005	V6 - 13	PD12	V3 - 53
MVIT068	V5 - 42	NCSG03	V6 - 13	NRM104	V5 - 25	NSU006	V6 - 13	PD148RKIT10D	V3 - 51
MVITCE1	V5 - 41	NCSG05	V6 - 13	NRM1222	V5 - 25	NSU007	V6 - 13	PD148RKIT105C	V3 - 51
MVITCE10	V5 - 41	NCSG07	V6 - 13	NRM131	V5 - 25	NV3100	V4 - 39	PD148RKIT10U	V3 - 51
MVITCE11	V5 - 42	NCSG09	V6 - 13	NRM1424	V5 - 27	NV3200	V4 - 39	PD148RKIT12D	V3 - 51
MVITCE12	V5 - 42	NCSG11	V6 - 13	NRM1425	V5 - 26	NV3300	V4 - 39	PD148RKIT125C	V3 - 51
MVITCE13	V5 - 42	NCSG13	V6 - 13	NRM1433	V5 - 25	NV3400DX	V4 - 39	PD148RKIT12U	V3 - 51
MVITCE14	V5 - 42	NCSG15	V6 - 13	NRM1550	V5 - 26	NV3400SX	V4 - 39	PD148SKIT10D	V3 - 50
MVITCE15	V5 - 42	NCSG17	V6 - 13	NRM18200	V5 - 25	NV3500	V4 - 39	PD148SKIT105C	V3 - 51
MVITCE16	V5 - 42	NCSG19	V6 - 13	NRM18300	V5 - 25	NV3600	V4 - 39	PD148SKIT10U	V3 - 50
MVITCE17	V5 - 42	NCSG21	V6 - 13	NRM1840	V5 - 27	OIL31301	V6 - 7	PD148SKIT12D	V3 - 51
MVITCE18	V5 - 42	NCSG23	V6 - 13	NRM18600	V5 - 26	OIL313025	V6 - 7	PD148SKIT125C	V3 - 51
MVITCE19	V5 - 42	NCSG25	V6 - 13	NRM2002	V5 - 26	OIL31305	V6 - 7	PD148SKIT12U	V3 - 51
MVITCE2	V5 - 41	NCSG27	V6 - 13	NRM222	V5 - 25	OIL31321	V6 - 7	PD4RKIT10D	V3 - 51
MVITCE20	V5 - 42	NCSG29	V6 - 13	NRM24	V5 - 27	OIL313225	V6 - 7	PD4RKIT105C	V3 - 51
MVITCE21	V5 - 42	NCSG31	V6 - 13	NRM26	V5 - 27	OIL31325	V6 - 7	PD4RKIT10U	V3 - 51
MVITCE22	V5 - 42	NCW26	V6 - 14	NRM29	V5 - 26	OIL31331	V6 - 7	PD4RKIT12D	V3 - 51
MVITCE23	V5 - 42	NCW27	V6 - 14	NRM3000	V5 - 24	OIL313325	V6 - 7	PD4RKIT125C	V3 - 51
MVITCE24	V5 - 42	NCW28	V6 - 14	NRM3040	V5 - 26	OIL31335	V6 - 7	PD4RKIT12U	V3 - 51
MVITCE25	V5 - 42	NCW29	V6 - 14	NRM3050	V5 - 26	OPEN01CHD	V4 - 44	PD4SKIT10D	V3 - 50
MVITCE26	V5 - 42	NCW34	V6 - 14	NRM3060	V5 - 26	OPEN01DQ	V4 - 28	PD4SKIT105C	V3 - 50
MVITCE27	V5 - 42	NCW39	V6 - 14	NRM3200	V5 - 25	OPEN01FOR10	V4 - 29	PD4SKIT10U	V3 - 50
MVITCE28	V5 - 42	NCW41	V6 - 14	NRM4000	V5 - 24	OPEN01FOR8	V4 - 29	PD4SKIT12D	V3 - 50
MVITCE29	V5 - 42	NCW43	V6 - 14	NRM540	V5 - 26	OPEN01LMUDQ	V4 - 29	PD4SKIT125C	V3 - 50
MVITCE3	V5 - 41	NCW44	V6 - 14	NRM60	V5 - 26	OPEN01LMUMF	V4 - 56	PD4SKIT12U	V3 - 50
MVITCE30	V5 - 42	NCW49	V6 - 14	NRM740	V5 - 25	OPEN01MORS	V4 - 56	PD8A	V3 - 53
MVITCE31	V5 - 41	NCW50	V6 - 14	NRM8010	V5 - 27	OPEN01NOVI	V4 - 29	PDKIT02	V3 - 52
MVITCE32	V5 - 42	NCW51	V6 - 14	NRM9035	V5 - 26	OPEN03CHD	V4 - 44	PDKIT05	V3 - 52
MVITCE33	V5 - 42	NCW52	V6 - 14	NRM9050	V5 - 27	OPEN03DQ	V4 - 28	PDMUR66	V3 - 53
MVITCE4	V5 - 41	NCW53	V6 - 14	NRM9100	V5 - 26	OPEN03LMUDQ	V4 - 28	PEL31	V4 - 87
MVITCE41	V5 - 41	NCW54	V6 - 14	NRMKA111	V5 - 25	OPEN03LMUMF	V4 - 56	PENALU.15	V2 - 7
MVITCE42	V5 - 41	NCW55	V6 - 14	NRMKA125	V5 - 25	OPEN03MORS	V4 - 56	PENALU.20	V2 - 7
MVITCE43	V5 - 41	NCW56	V6 - 14	NSG01V	V6 - 12	OSS95	V6 - 14	PENALU.30	V2 - 7
MVITCE5	V5 - 41	NDSG03	V6 - 12	NSG03N	V6 - 12	PALM001	V6 - 17	PENALU.60	V2 - 7
MVITCE6	V5 - 41	NDSG05	V6 - 12	NSG05R	V6 - 12	PAR001	V5 - 19	PENCO1SIAEST	V2 - 2
MVITCE61	V5 - 41	NDSG07	V6 - 12	NSG07G	V6 - 12	PAR002	V5 - 19	PENCH	V2 - 2
MVITCE7	V5 - 41	NDSG13	V6 - 12	NSG09B	V6 - 12	PAR003	V5 - 19	PENG01	V2 - 3
MVITCE71	V5 - 41	NDSG15	V6 - 12	NSG11BLU	V6 - 12	PAR004	V5 - 19	PENG01.60	V2 - 3
MVITCE81	V5 - 41	NDSG17	V6 - 12	NSGST01	V6 - 10	PATA46	V5 - 45	PENG03	V2 - 3
MVITCE9	V5 - 41	NDSG19	V6 - 12	NSGST03	V6 - 10	PATA810	V5 - 45	PENG03.60	V2 - 3
N2AF57	V6 - 14	NMET001	V6 - 17	NSGST05	V6 - 10	PB174	V5 - 38	PENGRY	V2 - 2
N2AF59	V6 - 14	NMET002	V6 - 17	NSGST07	V6 - 10	PBA200CK	V3 - 80	PENKIT10	V2 - 2
N2AF60	V6 - 14	NMET003	V6 - 17	NSGST09	V6 - 10	PBA200CKQ	V3 - 80	PENKIT15	V2 - 2
N2AF64	V6 - 14	NMET55	V6 - 17	NSSG01	V6 - 12	PBA200CSK	V3 - 80	PENKIT20	V2 - 2
N2AF65	V6 - 14	NMETS7	V6 - 17	NSSG03	V6 - 12	PBA200QV01	V3 - 79	PENKIT30	V2 - 2
N2AF67	V6 - 14	NMETS8	V6 - 17	NSSG05	V6 - 12	PBA200QY02	V3 - 79	PENL.15	V2 - 5
N2AF69	V6 - 14	NMF2208	V5 - 31	NSSG07	V6 - 12	PBA200QY04	V3 - 79	PENL.15FORO	V2 - 10
N2AF691	V6 - 14	NMF2210	V5 - 31	NSSG09	V6 - 12	PBA200QY06	V3 - 79	PENL.20	V2 - 5
N2AF692	V6 - 14	NMF2212	V5 - 31	NSSG11	V6 - 12	PBA200Y002	V3 - 79	PENL.20FORO	V2 - 10
N2AF693	V6 - 14	NMF3008	V5 - 31	NSSG13	V6 - 12	PBA200Y004	V3 - 79	PENL.30	V2 - 5
N2AF694	V6 - 14	NMF3010	V5 - 31	NSSG15	V6 - 12	PBA200Y006	V3 - 79	PENL.30FORO	V2 - 10
N2AF70	V6 - 14	NMF3012	V5 - 31	NSSG17	V6 - 12	PBA200YA02	V3 - 79	PENL.60	V2 - 5
N2AF71	V6 - 14	NMF4508	V5 - 31	NSSG19	V6 - 12	PBA200YA04	V3 - 79	PENL.60FORO	V2 - 10
N2AF72	V6 - 14	NMF4510	V5 - 31	NSSG21	V6 - 12	PBA200YA06	V3 - 80	PENL.FORO	V2 - 10
N2AF73	V6 - 14	NMF4512	V5 - 31	NSSG23	V6 - 12	PBA71	V3 - 80	PENLCOV03.15	V2 - 6
N2AF74	V6 - 14	NML10	V6 - 15	NSSG25	V6 - 12	PBA911	V3 - 80	PENLCOV03.20	V2 - 6
N2AF75	V6 - 14	NML12	V6 - 15	NSSG27	V6 - 12	PBAAD81	V3 - 80	PENLCOV03.30	V2 - 6
N2AF76	V6 - 14	NML14	V6 - 15	NSSG29	V6 - 12	PBAAS11	V3 - 80	PENLCOV03.60	V2 - 6
N2AF77	V6 - 14	NML16	V6 - 15	NSSG31	V6 - 12	PBCAL10	V4 - 6	PENLCOV05.15	V2 - 6
NCH00	V6 - 13	NMLKIT18	V6 - 16	NSSG33	V6 - 12	PBD3183	V3 - 22	PENLCOV05.20	V2 - 6
NCH01	V6 - 13	NMS001	V5 - 23	NSSG35	V6 - 12	PBD3183.150	V3 - 22	PENLCOV05.30	V2 - 6
NCH03	V6 - 13	NMS002	V5 - 22	NSSG37	V6 - 12	PBD3183.220	V3 - 22	PENLCOV05.60	V2 - 7
NCH05	V6 - 13	NMS003	V5 - 22	NSSG39	V6 - 12	PBD3183KR	V4 - 76	PENLCOV07.15	V2 - 7
NCH062	V6 - 13	NMS004	V5 - 23	NSSG41	V6 - 12	PBD3184	V4 - 5	PENLCOV07.20	V2 - 7
NCH07	V6 - 13	NMS005	V5 - 23	NSSG43	V6 - 13	PBD3184.100	V4 - 5	PENLCOV07.30	V2 - 7
NCH09	V6 - 13	NMS006	V5 - 22	NSSG45	V6 - 13	PBD3184.150	V4 - 5	PENLCOV07.60	V2 - 7
NCH10	V6 - 13	NMS007	V5 - 22	NSSG47	V6 - 13	PBD3184KR	V4 - 76	PENLGNKT	V2 - 9
NCH12	V6 - 13	NMS008	V5 - 22	NSSG49	V6 - 13	PBD3186	V4 - 5	PENLGRY	V2 - 5
NCH14	V6 - 13	NMS14	V5 - 22	NSSG51	V6 - 13	PBD3186.100	V4 - 5	PENLGRYKIT5	V2 - 5
NCH16	V6 - 13	NMS15	V5 - 22	NSSG53	V6 - 13	PBD3186.150	V4 - 5	PENLKIT1010.15	V2 - 4
NCH17	V6 - 13	NMS16	V5 - 22	NSSG55	V6 - 13	PBD86TP	V4 - 5	PENLKIT1010.20	V2 - 4
NCH19	V6 - 13	NMS35	V5 - 22	NSSG57	V6 - 13	PBDTP	V4 - 5	PENLKIT1010.30	V2 - 4
NCH21	V6 - 13	NMS40	V5 - 22	NSU001	V6 - 13	PD001	V3 - 53	PENLKIT1010.60	V2 - 4
NCH23	V6 - 13	NMS45	V5 - 22	NSU002	V6 - 13	PD002	V3 - 53	PENLKIT88.15	V2 - 4

ANALYTICAL INDEX

Art.	Page	Art.	Page	Art.	Page	Art.	Page	Art.	Page
PENLKIT88.20	V2 - 4	PINZJAW	V6 - 8	PROFIX2130	V3 - 42	REG001T	V5 - 14	SALVSP1220	V6 - 19
PENLKIT88.30	V2 - 4	PIVAN01	V3 - 68	PROFIX2160	V3 - 42	REG002N	V5 - 14	SALVSP410	V6 - 19
PENLKIT88.60	V2 - 4	PIVAN04	V3 - 68	PROFIX2230	V3 - 44	REG002T	V5 - 14	SAS020	V4 - 71
PENLKITL1010.15	V2 - 5	PIVAN05	V3 - 68	PROFIX2260	V3 - 44	REG003N	V5 - 14	SB148	V1 - 22
PENLKITL1010.20	V2 - 5	PIVAN08	V3 - 68	PROFIX2430	V3 - 43	REG003T	V5 - 14	SB200K	V1 - 21
PENLKITL1010.30	V2 - 5	PIVOTB002	V3 - 57	PROFIX2460	V3 - 43	REG116	V5 - 7	SB200ST	V1 - 22
PENLKITL1010.60	V2 - 5	PIVOTB004	V3 - 57	PROFIX2530	V3 - 44	REG120	V5 - 7	SB40DR	V1 - 21
PENLKITL88.15	V2 - 4	PIVOTB006	V3 - 57	PROFIX2560	V3 - 44	REG150	V5 - 7	SB48DR	V1 - 21
PENLKITL88.20	V2 - 4	PIVOTB008	V3 - 57	PROFIX3030	V3 - 43	REG520	V5 - 14	SB-BORK	V1 - 21
PENLKITL88.30	V2 - 4	PIVOTB010	V3 - 57	PROFIX3060	V3 - 43	REG540	V5 - 14	SBSTACC	V1 - 22
PENLKITL88.60	V2 - 4	PIVOTS011	V3 - 57	PROFIX4125	V3 - 42	REGA15	V5 - 19	SCRO01	V4 - 69
PENLSC	V2 - 9	PIVOTS014	V3 - 57	PROFIX4272	V3 - 42	REGA20	V5 - 19	SEA46	V5 - 17
PENLT01DX	V2 - 7	PM1	V3 - 83	PROFIXG	V3 - 45	REGASTA200	V5 - 24	SER001D	V5 - 12
PENLT01SX	V2 - 7	PM2	V3 - 83	PROFIXTP18	V3 - 45	REGDUO	V5 - 14	SER001U	V5 - 12
PENLT03DX	V2 - 7	PM3	V3 - 83	PROFIXTP22	V3 - 45	REGGCC20	V5 - 19	SER004U	V5 - 6
PENLT03SX	V2 - 7	PM4	V3 - 83	PROFIXTP25	V3 - 45	REGTER08	V5 - 23	SER006	V5 - 6
PENLT05DX	V2 - 7	PMAN1131	V3 - 82	PROFIXTPU	V3 - 42	REGTER10	V5 - 23	SER007	V5 - 6
PENLT05SX	V2 - 7	PMAN1322	V3 - 82	PROFIXTPU810	V3 - 43	REGTER12	V5 - 23	SER011D	V5 - 12
PENLT07DX	V2 - 8	PMAN1332	V3 - 82	PROG28	V6 - 15	REGTERGUA	V3 - 7	SER011U	V5 - 12
PENLT07SX	V2 - 8	PMAN1340	V3 - 82	PROG30	V6 - 15	REGTP08	V5 - 23	SER012U	V5 - 12
PENLT11DX	V2 - 8	PMAN1530	V3 - 82	PROTAP0820	V3 - 46	REGTP08AP	V5 - 23	SER013D	V5 - 12
PENLT11SX	V2 - 8	PMAN90	V3 - 82	PROTAP0820KR	V4 - 76	REGTP08VIT	V5 - 24	SER013U	V5 - 12
PENLT13DX	V2 - 8	POM01	V3 - 90	PROTAP1020	V3 - 46	REGTP10	V5 - 23	SER015U	V5 - 13
PENLT13SX	V2 - 8	POM02	V3 - 90	PROTAP1020KR	V4 - 76	REGTP10AP	V5 - 24	SER016	V5 - 13
PENLT15DX	V2 - 8	POM03	V3 - 90	PROTAP1225	V3 - 46	REGTP10VIT	V5 - 24	SER020D	V5 - 8
PENLT15SX	V2 - 8	POM04	V3 - 90	PROTAP1240	V3 - 46	REGTP12	V5 - 23	SER020U	V5 - 8
PENLT17DX	V2 - 8	POM1ACC20	V3 - 88	PROTAP1425	V3 - 46	REGTP12AP	V5 - 24	SER021	V5 - 8
PENLT17SX	V2 - 8	POM1ACC25	V3 - 88	PROTAP1440	V3 - 46	REGTP12VIT	V5 - 24	SER022U	V5 - 12
PENLT21DX	V2 - 9	POM2525	V3 - 89	PROTAP1520	V3 - 47	REGUV44	V5 - 19	SER024D	V5 - 13
PENLT21SX	V2 - 8	POM4535	V3 - 89	PROTAP1530	V3 - 47	RIGA001	V6 - 8	SER024U	V5 - 13
PENLT23DX	V2 - 9	POM45PT	V3 - 89	PROTAP1720	V3 - 47	RMA1319	V3 - 48	SER23DX	V5 - 6
PENLT23SX	V2 - 9	POM45S	V3 - 90	PROTAP1730	V3 - 47	RMA1373	V3 - 48	SER23SX	V5 - 6
PENLVIT	V2 - 9	POM45T	V3 - 90	PROTAP1920	V3 - 47	RMA1382	V3 - 48	SER690D	V5 - 12
PENP10	V2 - 2	POM655	V3 - 90	PROTAP1930	V3 - 47	RMA1390	V3 - 48	SER690U	V5 - 12
PENP15	V2 - 2	POM65T	V3 - 90	PS03	V3 - 63	RON125-10-A4	V1 - 23	SER71G1D	V5 - 13
PENP20	V2 - 2	POM75	V3 - 90	PTBH1964	V4 - 66	RON125-10-ZN	V1 - 23	SER71G1U	V5 - 13
PENP30	V2 - 2	POM8	V3 - 65	PTUP2261-DX	V4 - 66	RON125-12-A4	V1 - 23	SER76G4D	V5 - 13
PENTO1	V2 - 3	POM90540T	V3 - 90	PTUP2261-SX	V4 - 66	RON125-12-ZN	V1 - 23	SER76G4U	V5 - 13
PENTO3	V2 - 3	POM90555T	V3 - 90	PTUP26	V4 - 65	RON125-14-A4	V1 - 23	SER810	V5 - 12
PENT05	V2 - 3	POMBD40S	V3 - 90	PTUP30	V4 - 65	RON125-14-ZN	V1 - 23	SEREGG10U	V5 - 15
PENTAGLIO	V2 - 3	POMBD40T	V3 - 90	PTUPSQ-11	V4 - 64	ROT02	V2 - 18	SEREGG13U	V5 - 15
PESQ0810.075	V4 - 6	POMPVC	V3 - 90	PTUPSQ-1130	V4 - 64	ROT02D	V2 - 18	SEREGG15U	V5 - 15
PESQ0810.150	V4 - 6	POMUV16	V5 - 18	PTUPSQ2016	V4 - 63	RUOT100005	V5 - 21	SERF1	V5 - 12
PESQ0810.300	V4 - 6	POMUV9	V5 - 18	PTUPSQ2018	V4 - 63	RUOT114010	V5 - 21	SERF2	V5 - 12
PESQ0810B.100	V4 - 39	POMVE20S	V3 - 91	PTUPSQ2036	V4 - 63	RUOT115011	V5 - 21	SERF3	V5 - 12
PESQ0810B.150	V4 - 39	POMVE20T	V3 - 91	PTUPSQ2038	V4 - 63	RUOT125018	V5 - 21	SERH01	V3 - 74
PESQ0810B.300	V4 - 39	POMVE25S	V3 - 91	PTUPSQ-6130	V4 - 64	RUOTA70A	V5 - 21	SERH03	V3 - 74
PF134	V5 - 38	POMVE25T	V3 - 91	PTUPSQ-61C	V4 - 64	RUOTA70C	V5 - 21	SERH05	V3 - 74
PFDOOR66	V3 - 52	POMVE30S	V3 - 91	PTUPSQ-61L	V4 - 64	S1180	V4 - 67	SERH07	V3 - 74
PFDOOR6615	V3 - 52	POMVE30T	V3 - 91	PTUPSQ-66	V4 - 64	S1201CORP	V3 - 69	SERH09	V3 - 74
PFDOOR6630	V3 - 52	POMZ001	V4 - 81	PTUPSQ-6630	V4 - 64	S1203CORP	V3 - 69	SERH11	V3 - 74
PFDOOR810	V3 - 53	POMZ002	V4 - 81	PTUPSQ-8130	V4 - 64	S1205KCORP	V3 - 69	SERH13	V3 - 74
PFDOOR81015	V3 - 52	POOL50C	V2 - 16	PTUPSQ-81C	V4 - 64	S1207KCORP	V3 - 69	SERH15	V3 - 74
PFDOOR81030	V3 - 52	POOL50SQ	V2 - 16	PTUPSQ-81L	V4 - 64	S1209	V3 - 70	SERH17	V3 - 72
PFDOORCUT	V3 - 53	PQ95	V4 - 16	PTUPSQ-88	V4 - 64	S1211	V3 - 70	SERKYR30	V5 - 6
PH2792	V3 - 50	PROALUX1520	V3 - 46	PTUPSQ-8830	V4 - 64	S1213	V3 - 70	SERKYR31	V5 - 6
PH2819	V3 - 50	PROALUX1530	V3 - 46	PTUPSQACCM	V4 - 64	S1215	V3 - 70	SERLT12	V5 - 12
PH2828	V3 - 50	PROALUX1720	V3 - 47	PTUPSQACCV	V4 - 64	S1217U	V3 - 62	SERMAX20D	V5 - 8
PH50508	V3 - 49	PROALUX1730	V3 - 47	PTUPSQANG	V4 - 65	S1219	V3 - 70	SERMAX20U	V5 - 8
PH50510	V3 - 49	PROALUX1920	V3 - 47	PTUPSQD	V4 - 65	S1221	V3 - 70	SERMAXD	V5 - 8
PH50511	V3 - 49	PROALUX1930	V3 - 47	PTUPSQGUAV	V4 - 64	S1223	V3 - 70	SERMAXU	V5 - 8
PH50512	V3 - 49	PROALUXG	V2 - 11	PUN001	V6 - 11	S1227	V3 - 69	SERMF13	V3 - 74
PH9113	V3 - 50	PROALUXG400	V2 - 11	PUN002	V6 - 11	S1228	V3 - 69	SERMF15	V3 - 74
PH9117	V3 - 50	PROFALL0820	V3 - 46	PUN20	V6 - 11	S1229	V3 - 69	SERMFGL1	V3 - 74
PH9121	V3 - 50	PROFALL0820KR	V4 - 76	PUN30	V6 - 11	S1231	V3 - 69	SERMG10P	V3 - 28
PI07	V3 - 63	PROFALL1020	V3 - 46	PV053000	V5 - 6	S150	V4 - 66	SERMG10S	V3 - 28
PIEDACC20	V5 - 21	PROFALL1020KR	V4 - 76	PVTB	V1 - 24	S153	V4 - 66	SERMG10SU	V3 - 28
PIEDUV25	V5 - 21	PROFALL1225	V3 - 45	PVTS	V1 - 24	S190	V4 - 67	SERMG12	V3 - 29
PIEDUV32	V5 - 21	PROFALL1240	V3 - 45	PW-UP	V6 - 21	S4500	V4 - 68	SERMG19	V3 - 29
PIEDUV35	V5 - 21	PROFALL1425	V3 - 45	R7150	V3 - 48	S600	V4 - 67	SERMGC1	V3 - 29
PIEDUV50	V5 - 21	PROFALL1440	V3 - 46	R7166	V3 - 48	S603	V4 - 67	SERMGM10P	V3 - 29
PINZ002	V6 - 8	PROFIX1630	V3 - 42	R7166FORO	V3 - 48	SABB1	V6 - 14	SERMGM10S	V3 - 29
PINZ30	V6 - 8	PROFIX1660	V3 - 42	R7170	V3 - 48	SABB2	V6 - 14	SERMGM10SU	V3 - 29
PINZ33	V6 - 8	PROFIX1830	V3 - 43	R7170FORO	V3 - 48	SABB3	V6 - 14	SERMYC1	V3 - 67
PINZ35	V6 - 8	PROFIX1860	V3 - 44	REG001N	V5 - 14	SABB4	V6 - 14	SERMYC300	V3 - 67

Art.	Page	Art.	Page	Art.	Page	Art.	Page	Art.	Page
SERMYC308	V3 - 67	SP2204	V2 - 17	SPH112	V3 - 49	SX-BTKIT	V3 - 65	TPC04	V6 - 20
SERMYC310	V3 - 67	SP2205	V2 - 17	SPH114	V3 - 49	SX-BTUP1	V3 - 65	TPC06	V6 - 20
SERMYC312	V3 - 67	SP2206	V2 - 18	SPH2	V3 - 65	SX-BTUP3	V3 - 65	TPC10	V6 - 20
SERMYL	V3 - 67	SP220L01	V2 - 18	SPV1000	V2 - 17	SX-BTUP5	V3 - 65	TS100	V6 - 18
SERMYMP	V3 - 66	SP220L02	V2 - 18	SPVS4002	V6 - 20	SX-J51053DE	V3 - 64	TS25006	V4 - 41
SERMYMS	V3 - 66	SP220L03	V2 - 18	SPVS4008	V6 - 20	SX-J51053FR	V3 - 64	TS250065	V3 - 12
SERMYMSU	V3 - 66	SP220L04	V2 - 18	SQ002	V6 - 8	SX-J51053IT	V3 - 64	TS25009	V4 - 41
SERMYP	V3 - 66	SP220Z	V2 - 18	SQ003	V6 - 8	SX-J51054DE	V3 - 65	TS25012	V4 - 41
SERMYS	V3 - 66	SP220Z04	V2 - 18	SQ004	V6 - 8	SX-J51054FR	V3 - 65	TS250125	V3 - 12
SERMYSU	V3 - 66	SP2255	V3 - 89	SQ005	V6 - 8	SX-J51054IT	V3 - 65	TS250155	V3 - 12
SEROYC	V3 - 66	SP2255GD	V3 - 89	SQ006	V6 - 8	SX-J5903DE	V3 - 64	TS25019	V4 - 41
SEROYP	V3 - 66	SP255	V3 - 89	SQ007	V6 - 8	SX-J5903FR	V3 - 64	UDF-7283ME03	V6 - 9
SEROYS	V3 - 66	SP60ALL12	V2 - 18	SQHB1050	V6 - 7	SX-J5903IT	V3 - 64	UDF-7283ME04	V6 - 9
SEROYSD	V3 - 66	SP60ALL15	V2 - 18	SQHB600	V6 - 7	SX-J5903PMRDE	V3 - 64	UDF-7283ME05	V6 - 9
SERS401	V5 - 10	SP60ALL16	V2 - 18	SQHB800	V6 - 7	SX-J5903PMRFR	V3 - 64	UDF-7283ME06	V6 - 9
SERS403	V5 - 10	SP60ALL20	V2 - 18	SQHD1050	V6 - 7	SX-J5903PMRIT	V3 - 64	UDF-7283ME07	V6 - 9
SERSD610P	V3 - 28	SPC1000	V2 - 17	SQHD1250	V6 - 7	SX-J5904DE	V3 - 64	UDF-7283ME08	V6 - 9
SERSD610S	V3 - 28	SPC415	V5 - 37	SQHD1500	V6 - 7	SX-J5904FR	V3 - 64	UDF-7283ME09	V6 - 9
SERSD610SU	V3 - 28	SPC419	V5 - 36	SQHD1750	V6 - 7	SX-J5904IT	V3 - 64	UDF-7283ME10	V6 - 9
SERSD620	V3 - 28	SPC420	V5 - 37	SQHD400	V6 - 7	SX-J5905DE	V3 - 64	UDF7283ME100	V6 - 10
SERSD915P	V3 - 41	SPC501	V3 - 65	SQHD600	V6 - 7	SX-J5905FR	V3 - 64	UDF-7283ME11	V6 - 9
SERSD915S	V3 - 41	SPC503	V3 - 65	SQHD800	V6 - 7	SX-J5905IT	V3 - 64	UDF-7283ME12	V6 - 9
SERSD915SU	V3 - 41	SPC507	V3 - 65	SQTECC	V6 - 8	TAG003	V6 - 6	UDF-7283ME13	V6 - 9
SERSD941	V3 - 41	SPC509	V3 - 65	SQTS400	V6 - 8	TAG004	V6 - 6	UDF-7283ME14	V6 - 9
SERUV100U	V5 - 17	SPD01	V4 - 72	SQTS600	V6 - 8	TAG007	V6 - 6	UDF-7283ME15	V6 - 9
SERUV150U	V5 - 17	SPD03	V4 - 71	SQTS860	V6 - 8	TAG013	V6 - 6	UDF-7283ME16	V6 - 9
SERUV40LGU	V5 - 15	SPD05	V4 - 71	SQTSUP	V6 - 8	TAG016	V6 - 6	UDF-7283ME17	V6 - 9
SERUV40U	V5 - 15	SPD071000	V4 - 71	SQTV2000	V6 - 8	TAG1200	V6 - 6	UDF-7283ME18	V6 - 9
SERUV41U	V5 - 17	SPD072000	V4 - 71	SQTV2500	V6 - 8	TAG1500	V6 - 6	UDF-7283ME19	V6 - 9
SERUV503	V5 - 18	SPD09	V4 - 72	SQTV3000	V6 - 8	TAG1800	V6 - 6	UDF-7283ME20	V6 - 9
SERUV505	V5 - 18	SPD092300	V4 - 76	SQTV3500	V6 - 8	TAG2100	V6 - 6	UDF-7283ME21	V6 - 9
SERUV507	V5 - 18	SPD112300	V4 - 76	SQTVVS400	V6 - 8	TAG600	V6 - 6	UDF-7283ME22	V6 - 9
SFE001T	V5 - 19	SPD132300	V4 - 76	SR118CORP	V3 - 69	TAG900	V6 - 6	UDF-7283ME23	V6 - 9
SFE002T	V5 - 19	SPD153308	V4 - 76	SR119CORP	V3 - 69	TAG-H28	V6 - 6	UDF-7283ME24	V6 - 9
SFE003T	V5 - 19	SPD153310	V4 - 76	SR119M	V3 - 70	TAG-PT	V6 - 6	UDF-7283ME25	V6 - 9
SFE004T	V5 - 19	SPD153508	V4 - 76	SR1220CORP	V3 - 69	TAG-S1519	V6 - 6	UDF-7283ME26	V6 - 9
SFE005T	V5 - 19	SPE2392	V4 - 7	SR1224	V3 - 69	TAG-T612	V6 - 6	UDF-7283ME27	V6 - 9
SFH100	V4 - 68	SPE2393	V4 - 7	SRC118	V3 - 69	TAG-TK	V6 - 6	UDF-7283ME28	V6 - 9
SFH101	V4 - 68	SPE2394	V4 - 7	SRS1180CORP	V3 - 69	TAL13046	V6 - 5	UDF-7283ME29	V6 - 9
SFH102	V4 - 68	SPE2395	V4 - 7	STL02CORP	V3 - 70	TAL1404MD	V6 - 5	UDF-7283ME30	V6 - 9
SFH103	V4 - 68	SPE2397	V4 - 7	STL04CORP	V3 - 70	TAL14060	V6 - 5	UDF-7283ME31	V6 - 9
SFH801	V4 - 68	SPE2402	V6 - 21	STL05	V3 - 70	TAL15078	V6 - 5	UDF-7283ME32	V6 - 9
SFH802	V4 - 68	SPE2403	V6 - 21	STL06CORP	V3 - 70	TAL15098	V6 - 5	UDF-7283ME33	V6 - 9
SFH803	V4 - 68	SPE2404	V6 - 21	STL07	V3 - 70	TAL15120	V6 - 5	UDF-7283ME34	V6 - 9
SGH15	V6 - 18	SPE2405	V6 - 21	STOPVAPOR0	V4 - 87	TALC	V6 - 6	UDF-7283ME35	V6 - 9
SGH20	V6 - 18	SPE2407	V6 - 21	STOPVAPOR05	V4 - 87	TALCP4	V6 - 5	UDF-7283ME36	V6 - 10
SGH25	V6 - 18	SPE2502	V6 - 21	STOPVAPOR1	V4 - 87	TALCRD	V6 - 6	UDF-7283ME37	V6 - 10
SGH30	V6 - 18	SPE2503	V6 - 21	STOPVAPOR12	V4 - 87	TALCROVI	V6 - 6	UDF-7283ME38	V6 - 10
SGH50	V6 - 18	SPE2504	V6 - 21	STOPVAPOR13	V4 - 87	TALCSA	V6 - 6	UDF-7283ME39	V6 - 10
SGS15L	V3 - 61	SPE2505	V6 - 21	STOPVAPOR17	V4 - 87	TALCSDA	V6 - 6	UDF-7283ME40	V6 - 10
SGS17L	V3 - 61	SPE2507	V6 - 21	STOPVAPOR19	V4 - 87	TALCSM	V6 - 6	UDF-7283ME41	V6 - 10
SGS2115D	V3 - 60	SPE2602	V6 - 21	STOPVAPOR2	V4 - 87	TALCSROVI	V6 - 6	UDF-7283ME42	V6 - 10
SGS2115U	V3 - 60	SPE2603	V6 - 21	STOPVAPOR3	V4 - 87	TALRO12030	V6 - 5	UDF-7283ME43	V6 - 10
SGS2117D	V3 - 60	SPE2604	V6 - 21	STOPVAPOR4	V4 - 87	TALRO4114	V6 - 5	UDF-7283ME44	V6 - 10
SGS2117U	V3 - 60	SPE2605	V6 - 21	STPDX	V3 - 32	TALRO4514	V6 - 5	UDF-7283ME45	V6 - 10
SGS2121D	V3 - 60	SPE2607	V6 - 21	STPSX	V3 - 32	TALRO5013	V6 - 5	UDF-7283ME46	V6 - 10
SGS2121U	V3 - 60	SPE2702	V6 - 21	STR10	V2 - 17	TALRO5015	V6 - 5	UDF-7283ME47	V6 - 10
SGS21L	V3 - 61	SPE2703	V6 - 21	STR12	V2 - 17	TALRO5614	V6 - 5	UDF-7283ME48	V6 - 10
SGS2315MD	V3 - 60	SPE2704	V6 - 21	STR14	V2 - 17	TALRO5815	V6 - 5	UDF-7283ME49	V6 - 10
SGS2315MU	V3 - 60	SPE2705	V6 - 21	STR18	V2 - 17	TALRO6015	V6 - 5	UDF-7283ME50	V6 - 10
SGS2317MD	V3 - 60	SPE2707	V6 - 21	STR8	V2 - 17	TALRO6016	V6 - 5	UDF-7283ME55	V6 - 10
SGS2317MU	V3 - 60	SPE2802	V6 - 21	SUPGR01	V5 - 37	TASA1820	V6 - 20	UDF-7283ME60	V6 - 10
SGS2321MD	V3 - 60	SPE2803	V6 - 21	SUPGR03	V5 - 37	TASA1830	V6 - 20	UDF-7283ME65	V6 - 10
SGS2321MU	V3 - 60	SPE2804	V6 - 21	SUPP001	V6 - 19	TASB120	V6 - 20	UDF-7283ME70	V6 - 10
SGS2715M	V3 - 61	SPE2805	V6 - 21	SUV90I	V6 - 4	TASB130	V6 - 20	UDF-7283ME75	V6 - 10
SGS2717M	V3 - 61	SPE2807	V6 - 21	SUVREGH	V6 - 4	TASR20	V6 - 20	UDF-7283ME80	V6 - 10
SGS2721M	V3 - 61	SPECTOND1	V4 - 88	SVL14	V5 - 7	TASR30	V6 - 20	UDF-7283ME85	V6 - 10
SOFTUV18	V5 - 19	SPECTOND2	V4 - 88	SVL2	V5 - 7	TASS006	V6 - 20	UDF-7283ME90	V6 - 10
SP01	V2 - 18	SPECTOND3	V4 - 88	SVL7	V5 - 7	TASS007	V6 - 20	UDF-FH	V6 - 10
SP03	V2 - 18	SPH100	V3 - 49	SVL70	V5 - 7	TASS008	V6 - 20	UDFMARK80	V6 - 9
SP051	V2 - 18	SPH102	V3 - 49	SVV1	V5 - 7	TASS009	V6 - 20	UDFORSV	V6 - 10
SP073000	V2 - 18	SPH104	V3 - 49	SVV16	V5 - 7	TASS010	V6 - 20	UDFORSV1	V6 - 10
SP2201	V2 - 17	SPH106	V3 - 49	SVV5	V5 - 7	TCC-H28	V6 - 7	UDFORSV2	V6 - 10
SP2202	V2 - 17	SPH108	V3 - 49	SVV72	V5 - 7	TCC-S1519	V6 - 7	UDFS1	V6 - 11
SP2203	V2 - 17	SPH110	V3 - 49	SX-BT903	V3 - 65	TCC-T612	V6 - 7	UDFS10	V6 - 10

ANALYTICAL INDEX

Art.	Page	Art.	Page	Art.	Page
UDFS12	V6 - 10	W.606.100.500	V5 - 3	W63500	V4 - 87
UDFS14	V6 - 10	W.606.110.250	V5 - 3	W63TDX	V4 - 87
UDFS16	V6 - 10	W.606.110.500	V5 - 3	W63TSX	V4 - 87
UDFS2	V6 - 11	W.606.120.250	V5 - 3	YC300	V3 - 67
UDFS4	V6 - 10	W.606.120.500	V5 - 3	YC308	V3 - 67
UDFS6	V6 - 10	W.606.220.250	V5 - 2	YC310	V3 - 67
UDFS8	V6 - 10	W.606.220.500	V5 - 2	YC312	V3 - 67
UDFX012	V6 - 11	W.606.290.250	V5 - 2	ZATT	V3 - 81
UDFX013	V6 - 11	W.606.290.500	V5 - 2	ZMMS1400	V3 - 78
UDFX014	V6 - 11	W.606.310	V5 - 2	ZMMS1400U	V3 - 78
UDFX015	V6 - 11	W.606.320	V5 - 2	ZMT	V3 - 80
UDFX017	V6 - 11	W.606.350.250	V5 - 2	ZMT1400	V3 - 80
UDFX018	V6 - 11	W.606.350.500	V5 - 2	ZMT2000	V3 - 80
UDFX020	V6 - 11	W.606.360.250	V5 - 2	ZMT400	V3 - 80
UDFX021	V6 - 11	W.606.360.500	V5 - 2	ZMT500	V3 - 80
UDFX022	V6 - 11	W.606.400	V5 - 2	ZMT800	V3 - 80
UDFX023	V6 - 11	W.606.420	V5 - 2	ZPI	V3 - 81
UDSV05	V6 - 10	W.606.450	V5 - 2	ZPI500	V3 - 81
UDSV06	V6 - 10	W.606.600	V5 - 2	ZPI800	V3 - 81
UDSV07	V6 - 10	W.606.620D	V5 - 2	ZQUA	V3 - 81
UT200	V1 - 22	W.606.620U	V5 - 2	ZQUA1400	V3 - 81
UT250	V1 - 22	W.606.640	V5 - 2	ZQUA500	V3 - 81
UT300	V1 - 22	W.610.020.250	V5 - 3	ZQUA800	V3 - 81
UT400	V5 - 46	W.610.020.500	V5 - 3	ZSIP	V3 - 81
UTC200R	V1 - 22	W.610.040.250	V5 - 3	ZSIP500	V3 - 81
UTC250R	V1 - 22	W.610.040.500	V5 - 3	ZSIP800	V3 - 81
UTC300R	V1 - 22	W.610.050	V5 - 3	ZSIQ	V3 - 81
UTR65	V3 - 45	W.610.070	V5 - 3	ZSIQ1400	V3 - 81
V90ER	V6 - 4	W.610.090.250	V5 - 3	ZSIQ500	V3 - 81
V90I	V6 - 4	W.610.090.500	V5 - 3	ZSIQ800	V3 - 81
V90IR	V6 - 4	W.610.320	V5 - 3	ZSIT	V3 - 80
VEN004	V6 - 16	W.610.370.250	V5 - 3	ZSIT1400	V3 - 80
VEN006	V6 - 16	W.610.370.500	V5 - 3	ZSIT2000	V3 - 80
VEN0065	V6 - 16	W.610.400	V5 - 3	ZSIT400	V3 - 80
VEN0068	V6 - 16	W.610.420	V5 - 3	ZSIT500	V3 - 80
VEN009	V6 - 16	W.610.450	V5 - 3	ZSIT800	V3 - 80
VEN204	V6 - 16	W.610.600	V5 - 3	ZSS1400	V3 - 78
VEN244	V6 - 16	W.610.620D	V5 - 3	ZSS1400U	V3 - 78
VENCIL15	V6 - 19	W.610.620U	V5 - 3	ZUV	V3 - 81
VENCIL20	V6 - 19	W.650.010.300	V2 - 15		
VENPAL20	V6 - 19	W.650.010.400	V2 - 15		
VENPAL25	V6 - 19	W.650.010.600	V2 - 15		
VENPAL30	V6 - 19	W.650.260	V2 - 15		
VETCIL35	V3 - 89	W.650.620	V2 - 15		
VETDISC20	V5 - 18	W.650.900	V2 - 15		
VETDISC30	V5 - 18	W.650.910	V2 - 15		
VIT7981-4.8X38-ZN	V3 - 7	W.651.023.300	V2 - 14		
VIT7981-4.8X60-ZN	V3 - 7	W.651.024.400	V2 - 14		
VIT965-3X8-ZN	V3 - 27	W.651.025.600	V2 - 14		
VITC256	V5 - 40	W.651.033.300	V2 - 14		
VITC258	V5 - 40	W.651.034.400	V2 - 14		
VITC30825	V5 - 40	W.651.035.600	V2 - 14		
VITC30830	V5 - 40	W.651.220	V2 - 15		
VITC40825	V5 - 40	W.651.230	V2 - 15		
VITC40830	V5 - 40	W.651.251	V2 - 15		
VITC50830	V5 - 40	W.651.256	V2 - 15		
VITC50835	V5 - 40	W.651.263	V2 - 16		
VP15	V6 - 17	W.651.264	V2 - 16		
VP20	V6 - 17	W.651.265	V2 - 16		
VP8	V6 - 17	W.651.273	V2 - 15		
VT01	V6 - 16	W.651.274	V2 - 15		
VT03	V6 - 16	W.651.275	V2 - 15		
VT110	V6 - 16	W.651.520.250	V2 - 15		
VT180	V6 - 16	W.651.520.500	V2 - 15		
VT35	V6 - 16	W.ATR803VDX.300	V2 - 14		
VT68	V6 - 16	W.ATR803VSX.300	V2 - 14		
W.605.020.250	V5 - 2	W.ATR804VDX.400	V2 - 14		
W.605.020.500	V5 - 2	W.ATR804VSX.400	V2 - 14		
W.605.040.250	V5 - 2	W.ATR805VDX.600	V2 - 14		
W.605.040.500	V5 - 2	W.ATR805VSX.600	V2 - 14		
W.605.050	V5 - 2	W61250	V4 - 87		
W.605.071	V5 - 2	W61500	V4 - 87		
W.605.090.250	V5 - 2	W61TDX	V4 - 87		
W.605.090.500	V5 - 2	W61TSX	V4 - 87		
W.606.100.250	V5 - 3	W63250	V4 - 87		

The information contained herein is for informational purposes only. Saint-Gobain Logli S.r.l. reserves the right to make changes of any kind to one or more products without prior notice, as well as cease their production.

The General Terms of Sale can be found in the catalogue.



SAINT-GOBAIN

SAINT-GOBAIN LOGLI S.R.L.

Via Chemnitz, 49/51

59100 Prato - Italy

www.sg-logli.it

info.logli@saint-gobain.com